



## Special Eurobarometer 397

# CORRUPTION

## REPORT

Fieldwork: February - March 2013

Publication: February 2014

This survey has been requested by the European Commission, Directorate-General for Home Affairs and co-ordinated by the Directorate-General for Communication.

[http://ec.europa.eu/public\\_opinion/index\\_en.htm](http://ec.europa.eu/public_opinion/index_en.htm)

This document does not represent the point of view of the European Commission.  
The interpretations and opinions contained in it are solely those of the authors.

**Special Eurobarometer 397 / Wave EB79.1 – TNS Opinion & Social**

## **Special Eurobarometer 397**

# **Corruption**

Conducted by TNS Opinion & Social at the request of  
the European Commission, Directorate-General for Home  
Affairs

Survey co-ordinated by the European Commission,  
Directorate-General for Communication  
(DG COMM "Strategy, Corporate Communication Actions and  
Eurobarometer" Unit)

TABLE OF CONTENTS

INTRODUCTION ..... 2

EXECUTIVE SUMMARY ..... 6

I. General perceptions of corruption ..... 11

    1. Acceptability of corruption ..... 11

    2. How widespread is corruption? ..... 18

    3. How widespread is corruption in different areas of society? ..... 22

    4. Level of corruption in daily life ..... 30

    5. Level of corruption over last three years ..... 36

II. Detailed attitudes to corruption..... 40

    1. Corruption in public institutions ..... 40

    2. Corruption in business ..... 52

    3. Dealing with corruption..... 61

III. Experience of bribery ..... 69

    1. Personal experience of bribery..... 69

    2. Contact with institutions and incidence of bribery ..... 73

    3. Level of bribes..... 83

IV. Bribery and healthcare ..... 85

    1. Experience of healthcare ..... 85

    2. Whether asked for additional payment..... 88

    3. Details of bribery..... 91

V. Reporting corruption ..... 96

    1. Personal experience of corruption..... 96

    2. Whether reported corruption ..... 100

    3. Awareness of where to report corruption..... 103

    4. Reasons for not reporting corruption ..... 106

    5. Level of trust in authorities ..... 111

CONCLUSIONS..... 116

ANNEXES

    Technical specifications

    Questionnaire

    Tables

## INTRODUCTION

Corruption, whether it takes the form of political corruption, corrupt activities committed by and with organised criminal groups, private-to-private corruption or so-called petty corruption, continues to be one of the biggest challenges facing Europe. While the nature and scope of corruption varies from one EU Member State to another, it harms the EU as a whole by reducing levels of investment, obstructing the fair operation of the Internal Market and having a negative impact on public finances. The economic costs incurred by corruption in the EU are estimated to amount to around EUR 120 billion annually.

Corruption can also undermine trust in democratic institutions and weaken the accountability of political leadership. Moreover, it enables organised crime groups to use corruption to commit other serious crimes, such as trafficking in drugs and human beings.

The EU is strongly committed to fighting corruption. The 2003 Framework Decision on combating corruption in the private sector aims to criminalise both active and passive bribery in all Member States. With the adoption of the Stockholm Programme, the Commission has been given a political mandate to measure efforts in the fight against corruption and to develop a comprehensive EU anti-corruption policy.

In June 2011, the Commission set up a mechanism for the periodic assessment of EU States' efforts in the fight against corruption ('EU Anti-Corruption Report'), which could help create the necessary momentum for firmer political commitment by all decision-makers in the EU. The reporting mechanism assesses the anti-corruption efforts of EU Member States and encourages peer learning and exchanges of good practice.

Previous Eurobarometer surveys (in 2005<sup>1</sup>, 2007<sup>2</sup>, 2009<sup>3</sup> and 2011<sup>4</sup>) highlighted the fact that the majority of Europeans believed that corruption was a major problem for their country and existed in institutions at every level. The majority also felt that EU institutions had a problem with corruption. The financial crisis that first hit the global economy in 2007 and plunged Europe into financial crisis in early 2008 threatens heavily debt-ridden countries such as Greece, Portugal and Spain. The worsening debt crisis has forced EU governments to adopt harsh austerity measures and tough economic reforms. Many Europeans have lost their jobs and unemployment is particularly acute among young people.

---

<sup>1</sup> [http://ec.europa.eu/public\\_opinion/archives/ebs/ebs\\_245\\_en.pdf](http://ec.europa.eu/public_opinion/archives/ebs/ebs_245_en.pdf)

<sup>2</sup> [http://ec.europa.eu/public\\_opinion/archives/ebs/ebs\\_291\\_en.pdf](http://ec.europa.eu/public_opinion/archives/ebs/ebs_291_en.pdf)

<sup>3</sup> [http://ec.europa.eu/public\\_opinion/archives/ebs/ebs\\_325\\_en.pdf](http://ec.europa.eu/public_opinion/archives/ebs/ebs_325_en.pdf)

<sup>4</sup> [http://ec.europa.eu/public\\_opinion/archives/ebs/ebs\\_374\\_en.pdf](http://ec.europa.eu/public_opinion/archives/ebs/ebs_374_en.pdf)



Many EU Member States face economic uncertainty. EU citizens are anxious about their future, putting the issues of accountability and integrity in the spotlight. Against this backdrop and the high relevance of the issue of corruption, along with the need to assess opinion in the context of the EU Anti-Corruption Report which will monitor the EU trend on a regular basis, this latest wave of the survey was commissioned to see if and how European opinions about corruption have changed. It also, for the first time, provides detailed measures on EU citizens' first-hand experiences of corruption.

This survey was carried out by TNS Opinion & Social network in the then 27 Member States of the European Union and in Croatia between 23 February and 10 March 2013. Some 27,786 respondents from different social and demographic groups were interviewed face-to-face at home in their mother tongue on behalf of the Directorate-General for Home Affairs. The methodology used is that of Eurobarometer surveys as carried out by the Directorate-General for Communication ("Strategy, Corporate Communication Actions and Eurobarometer" Unit)<sup>5</sup>. A technical note on the manner in which interviews were conducted by the Institutes within the TNS Opinion & Social network is appended as an annex to this report. Also included are the interview methods and confidence intervals<sup>6</sup>.

This survey covers public perceptions of:

- the acceptability of giving a bribe (money, gift or a favour) to obtain something from the public administration or public services
- the extent of corruption in their country
- the areas of society in which corruption is widespread
- how corruption has changed in the past three years
- services/sectors of society facing the biggest corruption problems
- the effectiveness of government, the judicial system and EU institutions in tackling corruption

It also covers personal experiences of corruption in terms of:

- being affected by it in daily life
- knowing someone who takes/has taken bribes
- having been asked or expected to pay a bribe for services used in the last 12 months and the value of any such payments
- any extra payment (apart from the official fee) or valuable gift that has been given to a public healthcare practitioner in the last 12 months and how the transaction evolved

---

<sup>5</sup> [http://ec.europa.eu/public\\_opinion/index\\_en.htm](http://ec.europa.eu/public_opinion/index_en.htm)

<sup>6</sup> The results tables are included in the annex. It should be noted that the total of the percentages in the tables of this report may exceed 100% when the respondent could give several answers to the question.

- experience or witnessing of any corruption in the last 12 months
- whether corruption was reported; reasons for not doing so
- awareness of where to report corruption and level of trust in the relevant authorities

The findings of the survey have been analysed firstly at EU level and secondly by country. At EU level the results are based on the 27 Member States. At the time of the survey, Croatia had completed its accession negotiations with the European Commission and a target date of 1 July 2013 had been set for it to join the EU. It is not included at the overall EU level, but is shown in the country-level analyses.

The questionnaire used in the 2013 survey has changed considerably from those used in earlier surveys. Where possible, results have been compared with the 2011 survey. Where appropriate, a variety of socio-demographic variables – such as respondents' gender, age, terminal education age, occupation and ability to pay household bills – have been used to provide further analysis. Other key variables that have been used to provide additional insight include:

- respondents' personal experience of corruption or of witnessing it
- whether or not respondents know someone who has taken bribes
- respondents' views about how widespread corruption is in their country
- whether respondents think corruption within their country has increased, decreased or stayed the same

Note: In this report, countries are referred to by their official abbreviation. The abbreviations used in this report correspond to:

ABBREVIATIONS			
BE	Belgium	LT	Lithuania
BG	Bulgaria	LU	Luxembourg
CZ	Czech Republic	HU	Hungary
DK	Denmark	MT	Malta
DE	Germany	NL	The Netherlands
EE	Estonia	AT	Austria
EL	Greece	PL	Poland
ES	Spain	PT	Portugal
FR	France	RO	Romania
IE	Ireland	SI	Slovenia
IT	Italy	SK	Slovakia
CY	Republic of Cyprus*	FI	Finland
LV	Latvia	SE	Sweden
HR	Croatia	UK	The United Kingdom
		EU27	European Union – 27 Member States
		EU15	BE, IT, FR, DE, LU, NL, DK, UK, IE, PT, ES, EL, AT, SE, FI**
		NMS12	BG, CZ, EE, CY, LV, LT, MT, HU, PL, RO, SI, SK***
		EURO AREA	BE, FR, IT, LU, DE, AT, ES, PT, IE, NL, FI, EL, EE, SI, CY, MT, SK

\* Cyprus as a whole is one of the 27 European Union Member States. However, the 'acquis communautaire' has been suspended in the part of the country which is not controlled by the government of the Republic of Cyprus. For practical reasons, only the interviews carried out in the part of the country controlled by the government of the Republic of Cyprus are included in the 'CY' category and in the EU27 average.

\*\* EU15 refers to the 15 countries forming the European Union before the enlargements of 2004 and 2007.

\*\*\* The NMS12 are the 12 'new Member States' which joined the European Union during the 2004 and 2007 enlargements.

\* \* \* \* \*

*We wish to thank all the people interviewed throughout Europe who took the time to participate in this survey. Without their active participation, this survey would not have been possible.*

## EXECUTIVE SUMMARY

- Three-quarters of respondents (76%) think that corruption is widespread in their own country. The countries where respondents are most likely to think corruption is widespread are Greece (99%), Italy (97%), Lithuania, Spain and the Czech Republic (all 95%), Croatia (94%), Romania (93%), Slovenia (91%), Portugal and Slovakia (both 90%). The Nordic countries are the only Member States where the majority think corruption is rare – Denmark (75%), Finland (64%) and Sweden (54%).
- A quarter of Europeans (26%) think that it is acceptable to do a favour in return for something that they want from the public administration or public services. A slightly smaller proportion (23%) think it is acceptable to give a gift, and around one in six (16%) consider it acceptable to give money. On each measure, only a small minority (3% or fewer) think it is always acceptable, most saying it is sometimes acceptable.
- More than half of Europeans believe that bribery and the abuse of positions of power for personal gain are widespread among political parties (59%) and politicians at national, regional or local level (56%). Across other areas of public service a minority think it widespread: officials awarding public tenders (45%), those issuing building permits (43%), private companies (38%), police/customs and banks and financial institutions (both 36%), inspectors (35%), healthcare (33%) and officials issuing building permits (33%). Less than one in four Europeans think that corruption is widespread in each of the other areas asked about and they are least likely to mention the education sector (16%), social security and welfare authorities (18%) and public prosecution service (19%). Only a small minority (5%) believe that widespread corruption does not exist in any of these areas.
- A quarter of Europeans (26%), compared with 29% in 2011, agree they are personally affected by corruption in their daily lives. People are most likely to say they are personally affected by corruption in Spain and Greece (both 63%), Cyprus and Romania (both 57%) and Croatia (55%); and least likely to do so in Denmark (3%), France and Germany (both 6%), Luxembourg (7%) and in Finland and the Netherlands (both 9%). In most Member States respondents are less likely than in 2011 to say they are affected by corruption, with large decreases in Bulgaria (-24 percentage points), Lithuania (-20) and Romania (-19). In Spain, the proportion saying they are affected by corruption has increased dramatically (+20 points).
- More than half of Europeans (56%) think the level of corruption in their country has increased over the past three years, with three in ten (29%) saying that it has increased 'a lot'. Only one in twenty (5%) think that the level of corruption has decreased. These results are somewhat more negative than in 2011, when 47% perceived corruption to have risen and 7% perceived it to have declined.
- Countries where respondents are most likely to think corruption has increased are Spain (77%), Slovenia, the Czech Republic (both 76%), Italy (74%) and Portugal (72%); and those where they are most likely to think it has decreased are Poland and Estonia (both 15%) and Croatia (17%).

- The majority of Europeans agree that corruption exists in the national public institutions in their country (80%), in their local or regional public institutions (77%) and within the institutions of the EU (70%). Europeans are a little less likely than in 2011 to think that corruption is present within EU institutions (-3 percentage points) and less likely to *totally* agree that corruption exists within their national public institutions (-5 points, from 40% in 2011 to 35%).
- Respondents are most likely to perceive corruption to be present in their public institutions in Greece, Italy, Spain, Croatia, the Czech Republic and Slovenia; and least likely to do so in Denmark and Finland. They are most likely to perceive corruption to be present within EU institutions in Sweden, Germany and Austria; and least likely to do so in Finland, Hungary and Denmark.
- Perceptions of national public institutions have improved the most since 2011 in Hungary, Austria and Lithuania; and, in relation to EU institutions, in Hungary, Malta and Slovenia. Perceptions of both national and EU institutions have deteriorated the most in the Netherlands, Luxembourg and Denmark.
- Around three-quarters of Europeans (73%) agree that bribery and the use of connections is often the easiest way of obtaining some public services in their country. This belief is most widespread in Greece (93%), Cyprus (92%), Slovakia and Croatia (both 89%), and Lithuania, the Czech Republic, Italy and Slovenia (all 88%); and least so in Denmark and Finland (both 35%) and Sweden (40%).
- As in 2011, around one in five Europeans (22%) thinks the financing of political parties is sufficiently transparent and supervised. The countries most likely to hold this belief are Denmark (41%), Finland (37%) and Sweden (36%); those least likely to do so are Greece (8%), and Bulgaria, Spain and Cyprus (all 9%). Perceptions in Ireland (+12 points) and Slovenia (+13) have improved the most since 2011.
- Eight in ten Europeans (81%) agree that too-close links between business and politics in their country lead to corruption; seven in ten (69%) that favouritism and corruption hinder business competition; two-thirds (67%) that corruption is part of the business culture in their country; and more than half (56%) that the only way to succeed in business in their country is through political connections.
- The most negative perceptions of corruption within business tend to be found in Italy, Greece, Cyprus, the Czech Republic, Croatia, Slovakia and Spain; the most positive in Denmark in particular, and also in Finland, Sweden and the Netherlands.
- Just under a quarter of Europeans (23%) agree that their government's efforts are effective in tackling corruption; around a quarter (26%) that there are enough successful prosecutions in their country to deter people from corrupt practices; and just over a quarter (27%) that EU institutions help in reducing corruption.

- A third of respondents (33%) agree that measures taken in their country to combat corruption are applied impartially and without ulterior motives and almost three-quarters (73%) that high-level corruption cases are not pursued sufficiently in their country. Where questions were asked in 2011, views tend to be slightly more positive in 2013.
- The most negative perceptions of national efforts to fight corruption tend to be found in Cyprus, Spain, Bulgaria, Greece, Slovenia and the Czech Republic; the most positive in Denmark, Finland, Belgium and the Netherlands.
- The most positive perceptions of the role EU institutions play in reducing corruption are in Croatia (51%), Belgium (42%), Poland (41%), Hungary and Malta (both 39%), and Romania (38%), with the least positive in Sweden (18%) and the UK (20%).
- Around one in eight Europeans (12%) say that they personally know someone who takes or has taken bribes. Respondents in Lithuania (35%), Slovakia (33%) and Greece (31%) are most likely say that they know someone who has taken bribes, followed by those in Latvia (25%), Croatia (24%), Cyprus and Hungary (both 21%), and Bulgaria and the Czech Republic (both 20%). The UK has the lowest proportion of respondents who say they know someone who has taken bribes (7%), followed by Ireland and Malta (both 8%), and Germany, Finland and Italy (all 9%).
- A small minority of Europeans (4%) say they have been asked or expected to pay a bribe for services received, with respondents most likely to report that this happened in dealings with the healthcare system (2%), followed by dealings with private companies (1%) and the police or customs (1%). Respondents in Lithuania (29%) and Romania (25%) are by far the most likely to report having been asked or expected to pay a bribe. The UK (0%) is the country where respondents are least likely to have been requested or expected to pay a bribe.
- One in twenty Europeans who have visited public health practitioners and institutions (5%) say that they had to give an additional payment, valuable gift or make a hospital donation. The countries where respondents are most likely to say they had to do so are again Romania (28%) and Lithuania (21%). Those where respondents are least likely to do so are Finland (0%) and Denmark, Sweden, Spain, the UK, the Netherlands and Luxembourg (all 1%).
- Around one in twelve Europeans (8%) say they have experienced or witnessed a case of corruption in the past 12 months. Respondents are most likely to say they have experienced or witnessed corruption in Lithuania (25%), Slovakia (21%) and Poland (16%) and least likely to do so in Finland and Denmark (both 3%), and Malta and the UK (both 4%). Around one in eight of those who have encountered corruption (12%) say that they reported it.
- Only half of all Europeans (51%) think they know where to report corruption should they experience or witness it.

- Europeans are most likely to think that people might choose not to report corruption because of the difficulty in proving anything (47%); around a third think people may not report it because those responsible are not punished so it is pointless (33%) and because there is no protection for those who do (31%).
- The bodies that Europeans would most trust to deal with a complaint about a corruption case, should the need arise, are the police (57%), the justice system (27%), the media/newspapers/journalists (17%) and the national ombudsman (12%).
- There are clear differences between NMS12 and EU15 countries. NMS12 countries are more likely to agree that they are personally affected by corruption in their daily lives (33% vs. 24%) and to say that they know someone who takes or has taken bribes (17% vs. 11%). They are much more likely than those in EU15 countries to have been exposed to corruption (15% vs. 6%), and also much more likely to experience it (13% vs. 3%). However, they are much less likely to say that they reported the corruption (3% vs. 19%) and much more likely to say that they "don't know" whether or not they reported it (13% vs. 3%). They are similar to EU15 countries in terms of the proportions saying they would not know where to report a case of corruption if they experienced or witnessed one.
- In terms of contact with various public and private services and institutions and officials, respondents in NMS12 countries are much more likely to say that someone had asked or expected them to pay a bribe for their services (15% vs. 2%), and particularly likely to say that this occurred for services within the health sector (9% vs. 1%). Indeed, the only NMS12 Member States where the proportion of respondents saying that they have been asked or expected to pay a bribe is equal to or below the EU27 average are Estonia (4%), Cyprus, Slovenia (both 3%) and Malta (2%). In relation to contact with the healthcare system in the past year, they are more than twice as likely as respondents in EU15 countries to say they had to give an additional payment, valuable gift or hospital donation for services (9% vs. 4%). NMS12 respondents have similar views to those in EU15 countries about the acceptability of giving money in return for something needed from the public administration or public services, but are more likely to think that a favour is acceptable (35% vs. 23%) and more than twice as likely to think that it is acceptable to give a gift (35% vs. 17%). They are much more likely to agree that bribery and the use of connections is often the easiest way of obtaining certain public services (83% vs. 70%) and to 'totally agree' this is often the simplest way (39% vs. 29%).
- Respondents in NMS12 countries have a much greater tendency than those in EU15 countries to think that corruption is widespread in their country (87% vs. 73%). Perceptions of corruption existing at national and local or regional level are broadly similar, although NMS12 respondents are somewhat less likely to *disagree* that corruption exists at both national (8% vs. 14%) and local or regional levels (10% vs. 16%). Those in NMS12 countries are much less likely to agree that there is corruption in EU institutions (49% vs. 74%) and more likely to agree that EU institutions help reduce corruption in their country (37% vs. 24%).

- NMS12 respondents are much more likely to think that corruption is widespread in the police/customs (51% vs. 32%) and much less likely to think it widespread within banks and financial institutions (14% vs. 42%), private companies (23% vs. 43%) and political parties (47% vs. 62%), and among politicians (48% vs. 58%) and officials awarding building permits (38% vs. 45%). NMS12 respondents are more likely to agree corruption is part of their country's business culture (74% vs. 65%), that the only way to succeed in business is with political connections (67% vs. 53%) and that favouritism and corruption in their country hamper business competition (77% vs. 67%). Finally, in terms of who they would trust if they needed to complain about a case of corruption, they are much less likely to trust the police (48% vs. 60%), the justice system (17% vs. 30%) and trade unions (2% vs. 7%), more likely to mention the media (21% vs. 16%) and much more likely to mention a specialised anti-corruption agency (16% vs. 8%).
- The socio-demographic groups that tend to hold more negative perceptions of corruption are those who left full-time education at an early age (15 or less), the unemployed and those who struggle to pay household bills. The unemployed, along with those who are self-employed and managers, those who struggle to pay household bills and people who left full-time education aged 20+ are more likely to report exposure to corruption. The socio-demographic groups that tend to hold more positive opinions are those who left education later (20+), those who say they almost never struggle with household bills and managers and students.



## I. GENERAL PERCEPTIONS OF CORRUPTION

The first chapter examines Europeans' general perceptions of corruption. It assesses how acceptable the general public think it is to give money or a gift, or do a favour, in return for something obtained from the public administration or public services. It then looks at how widespread Europeans think corruption is at national level and within different areas of society. It concludes with an assessment of whether the general public think that they are personally affected by corruption in their daily lives and if, at national level, they believe the level of corruption has changed in the past three years.

### 1. ACCEPTABILITY OF CORRUPTION

Respondents were asked how acceptable they thought it was to do each of the following if they wanted to get something from the public administration or public services: to give money, to give a gift and to perform a favour<sup>7</sup>.

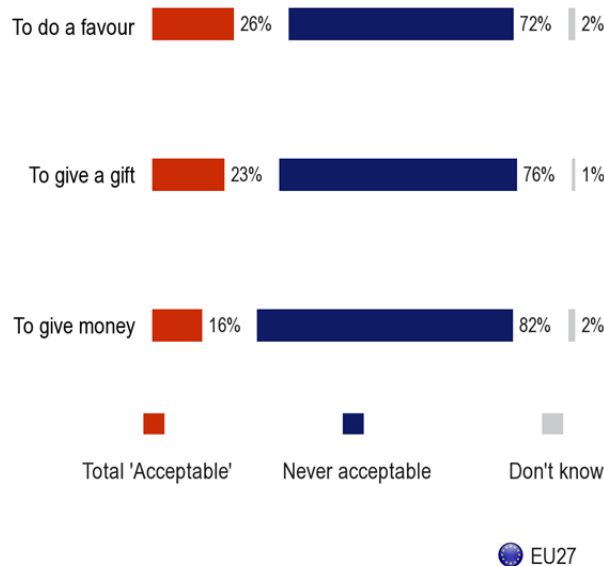
**Around one in four Europeans think that it is acceptable to give a gift or perform a favour. Around one in six think it acceptable to give money in return for something from the public administration or public services.**

A quarter of Europeans (26%) think that it is acceptable to do a favour in return for something that they want from the public administration or public services, with a slightly smaller proportion (23%) saying it is acceptable to give a gift in return for something that they want. Around one in six Europeans (16%) think that it is acceptable to give money in order to obtain something from the public administration or public services. On all three measures, only a very small minority of those Europeans who think it an acceptable practice think it is always acceptable (3% or less), with most saying that it is sometimes acceptable. Thus, while the majority of Europeans think that it is *never* acceptable to give money, a gift or perform a favour in order to get something they want from the public administration or public services, a significant minority consider such methods to be acceptable on some occasions.

---

<sup>7</sup> Q4. "Talking more generally, if you wanted to get something from the public administration or public services, to what extent do you think it is acceptable to do any of the following? To give money; To give a gift; To do a favour – Always acceptable, Sometimes acceptable, Never acceptable, Don't know"

QB4. Talking more generally, if you wanted to get something from the public administration or a public service, to what extent do you think it is acceptable to do any of the following?



Respondents in the twelve Member States that joined the EU in or after 2004 (NMS12) are more likely than those in the fifteen Member States that were EU Members prior to 2004 (EU15) to think it is acceptable to do a favour in order to get something that they need from the public administration or public services (35% vs. 23%, respectively).

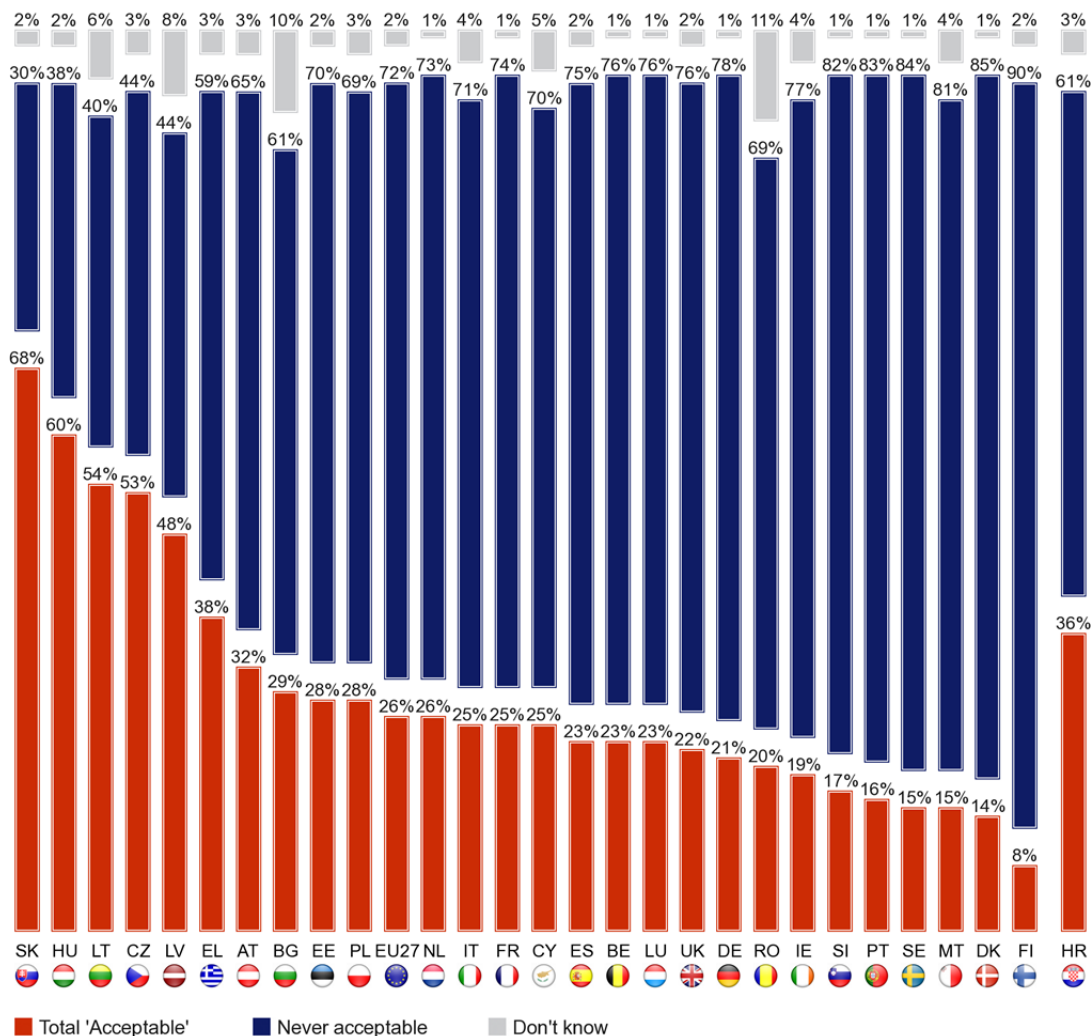
At national level, the Member States where respondents are most likely to think that it is acceptable to perform a favour in return for something they want from the public administration or public services – and where a majority hold such a view – are Slovakia (68%), Hungary (60%), Lithuania (54%) and the Czech Republic (53%). These countries are followed by Latvia (48%), Greece (38%) and Croatia (36%). Indeed, one in ten respondents in Slovakia and Hungary (both 10%) think that it is always acceptable to perform a favour in order to get something from the public administration or public services, compared with the EU average of 3%.

The countries where respondents are least likely to think that it is acceptable to perform a favour in return for something from the public administration or public services are Slovenia (17%), Portugal (16%), Sweden, Malta (both 15%), Denmark (14%) and Finland (8%). In each of these Member States at least eight in ten respondents think that it is never acceptable to do this (compared with the EU27 average of 72%). In Finland nine in ten respondents hold this view - the highest proportion of any EU Member State.

A relatively high proportion of respondents in Latvia (8%), Bulgaria (10%) and Romania (11%) are unable to express an opinion on this measure, compared with the EU27 average of 2%.

QB4.3. Talking more generally, if you wanted to get something from the public administration or a public service, to what extent do you think it is acceptable to do any of the following?

To do a favour



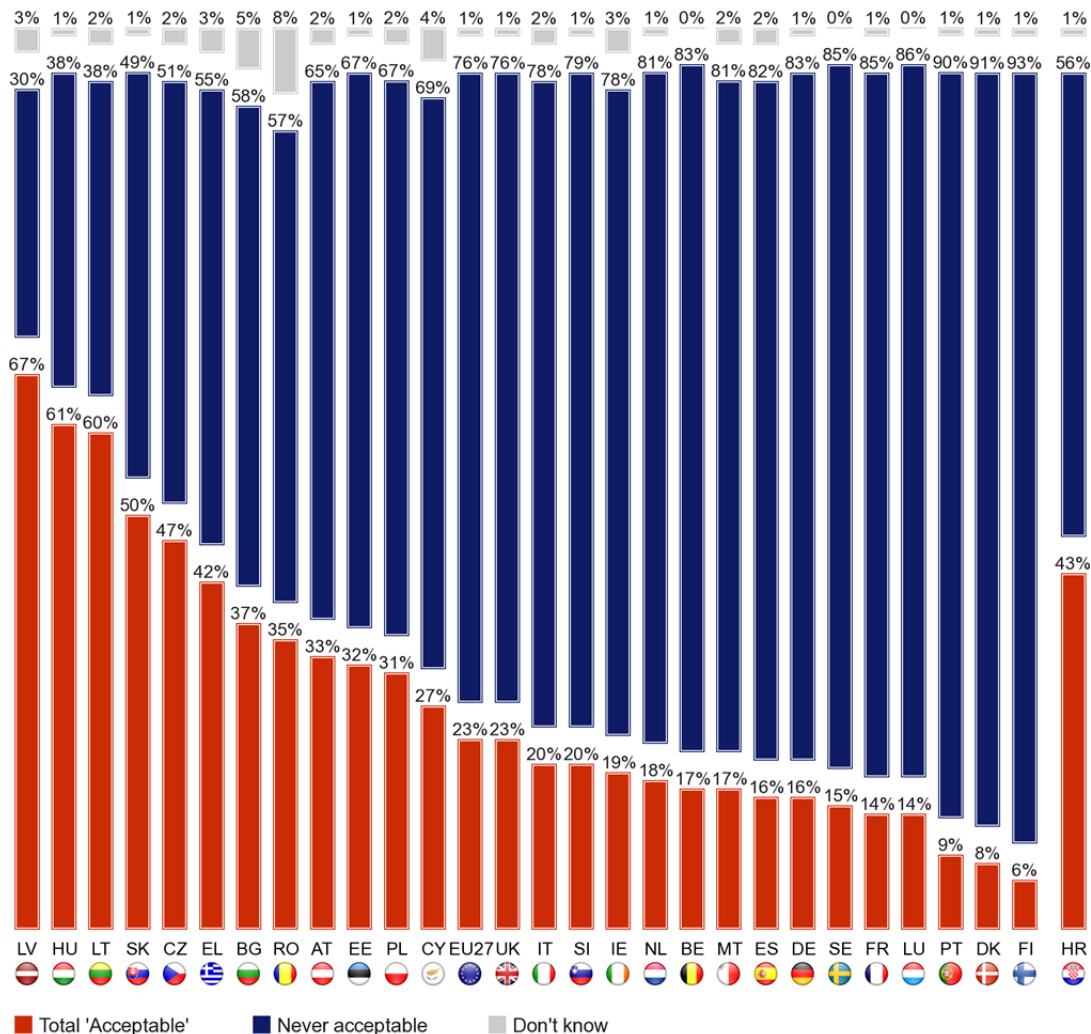
Differences between NMS12 and EU15 countries are even more marked in relation to views on the acceptability of giving a gift. Respondents in NMS12 countries are more than twice as likely as those in EU15 countries to think that it is sometimes acceptable to give a gift if they wanted to get something from the public administration or public services (35% and 17%, respectively), and four times more likely to say that it is always acceptable to do so (4% vs. 1%).

The Member States where respondents are most likely to think that it is acceptable to give a gift are Latvia (67%), Hungary (61%), Lithuania (60%) and Slovakia (50%) - the only countries where the majority hold such a view - followed by the Czech Republic (47%), Greece (42%) and Croatia (43%). The countries where respondents are least likely to agree that it is an acceptable practice are Portugal (9%), Denmark (8%) and Finland (6%). In each of these Member States at least nine in ten respondents say that it is never acceptable to give a gift in return for something from the public administration or public services, compared with the EU27 average of 76%.

Again, Romania has a high proportion of respondents who are unable to express an opinion on this measure (8% vs. EU27: 1%).

QB4.2. Talking more generally, if you wanted to get something from the public administration or a public service, to what extent do you think it is acceptable to do any of the following?

To give a gift



In contrast to the acceptability of doing favours and giving gifts, respondents in NMS12 and EU15 countries have broadly similar views on the acceptability of giving money in return for something from the public administration or public services. Respondents in NMS12 countries are a little more likely than those in EU15 countries to agree that this is sometimes acceptable behaviour (17% and 14%, respectively) and slightly less likely to say that it is never acceptable (78% vs. 83%).

Perceptions of the acceptability of giving money in return for getting something from the public administration or public services also vary less at the national level than is the case for doing a favour or giving a gift.

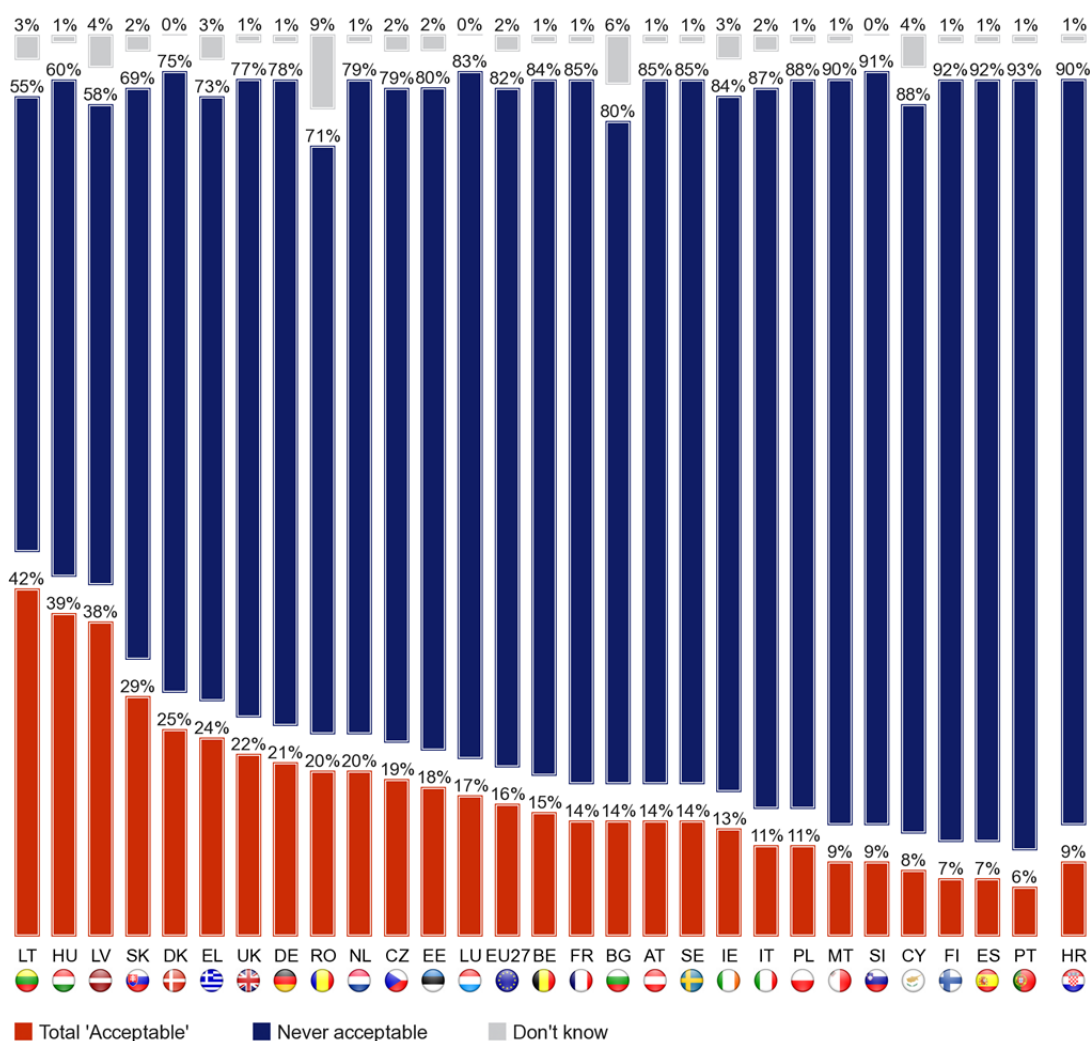
Across all Member States, and in Croatia, only a minority of respondents agree that it is acceptable to give money in order to obtain something from the public administration or public services.

The countries where respondents are most likely to think that giving money is acceptable are Lithuania (42%), Hungary (39%) and Latvia (38%), followed by Slovakia (29%), Denmark (25%) and Greece (24%). The Member States where respondents are least likely to say that it is acceptable to give money are Malta (9%), Slovenia (9%), Cyprus (8%), Finland (7%), Spain (7%), Portugal (6%) and Croatia (9%). In all of these countries around nine in ten respondents or more say that giving money is never acceptable.

Romania has a particularly high proportion of respondents unable to give an opinion on this measure (9% vs. EU27: 2%).

QB4.1. Talking more generally, if you wanted to get something from the public administration or a public service, to what extent do you think it is acceptable to do any of the following?

To give money



There are some differences in attitude across socio-demographic and attitudinal groups. Those who are more likely to think that such behaviours are acceptable, with a consistent pattern for opinions on money, gifts and favours are:

- 15-24 year-olds, particularly when compared with those aged 55+: Favour: 32% vs. 23%; Gift: 29% vs. 19%; Money: 25% vs. 12%
- students, particularly when compared with those who are retired (correlating with the findings for age): Favour: 31% vs. 23%; Gift: 28% vs. 20%; Money: 27% vs. 12%
- those who know someone who takes or has taken bribes, compared with those who do not<sup>8</sup>: Favour: 35% vs. 24%; Gift: 31% vs. 21%; Money: 22% vs. 15%
- those who have experienced any case of corruption in the past 12 months, particularly when compared with those who have not done so: Favour: 40% vs. 25%; Gift: 39% vs. 22%; Money: 28% vs. 15%

In addition, there are a number of groups that are more likely to think that favours or gifts are acceptable ways of getting something that is needed, but that have no marked tendency to think that money is acceptable. They are:

- those who struggle to pay their household bills (most of the time or from time to time), compared with those who almost never struggle: Favour: 27% and 29% vs. 23%; Gift: 25% and 28% vs. 20%
- those who think corruption in their country is widespread, compared with those who think it is rare<sup>9</sup>: Favour: 27% vs. 22%; Gift: 24% vs. 18%
- those who agree they are personally affected by corruption in their daily lives, compared with those who disagree<sup>10</sup>: Favour: 30% vs. 24%; Gift: 27% vs. 21%

Finally, three in ten (30%) of those who think that the level of corruption in their country has decreased in the past three years believe it is acceptable to give gifts, compared with under a quarter of both those who think the level of corruption has increased (23%) and those who think it has stayed the same (also 23%)<sup>11</sup>.

<sup>8</sup> Q8. "Do you personally know anyone who takes or has taken bribes? Yes, No, Refusal (SPONTANEOUS), Don't know"

<sup>9</sup> Q5. "From now on, when we mention corruption, we mean it in a broad sense, including offering, giving, requesting and accepting bribes or kickbacks, valuable gifts and important favours, as well as any abuse of power for private gain. Please note, it is important that you consider the following answers based on your own experience. How widespread do you think the problem of corruption is in (OUR COUNTRY)? Very widespread, Fairly widespread, Fairly rare, Very rare, There is no corruption in (OUR COUNTRY) (SPONTANEOUS), Don't know"

<sup>10</sup> Q15. Could you please tell me whether you agree or disagree with each of the following? You are personally affected by corruption in your daily life - Totally agree, Tend to agree, Tend to disagree, Totally disagree, Don't know"

<sup>11</sup> Q5. "From now on, when we mention corruption, we mean it in a broad sense, including offering, giving, requesting and accepting bribes or kickbacks, valuable gifts and important favours, as well as any abuse of power for private gain. Please note, it is important that you consider the following answers based on your own experience. How widespread do you think the problem of corruption is in (OUR COUNTRY)? Very widespread, Fairly widespread, Fairly rare, Very rare, There is no corruption in (OUR COUNTRY) (SPONTANEOUS), Don't know"

QB4 Talking more generally, if you wanted to get something from the public administration or a public service, to what extent do you think it is acceptable to do any of the following?

% of Total 'Acceptable'

	To do a favour	To give a gift	To give money
EU27	26%	23%	16%
<b>Age</b>			
15-24	32%	29%	25%
25-39	28%	25%	19%
40-54	24%	21%	14%
55 +	23%	19%	12%
<b>Respondent occupation scale</b>			
Self-employed	26%	25%	18%
Managers	21%	20%	18%
Other white collars	28%	24%	18%
Manual workers	27%	23%	16%
House persons	24%	22%	14%
Unemployed	28%	25%	15%
Retired	23%	20%	12%
Students	31%	28%	27%
<b>Difficulties paying bills</b>			
Most of the time	27%	25%	15%
From time to time	29%	28%	17%
Almost never	23%	20%	16%
<b>In (OUR COUNTRY) corruption is...</b>			
Widespread	27%	24%	16%
Rare	22%	18%	17%
<b>Experienced or witnessed corruption</b>			
Yes, experienced	40%	39%	28%
Yes, witnessed	34%	29%	22%
No	25%	22%	15%
<b>Personally affected by corruption in daily life</b>			
Agree	30%	27%	18%
Disagree	24%	21%	16%
<b>You know someone who takes bribes</b>			
Yes	35%	31%	22%
No	24%	21%	15%
<b>Level of corruption in (OUR COUNTRY)</b>			
Has increased	27%	23%	16%
Stayed the same	25%	23%	17%
Has decreased	29%	30%	19%

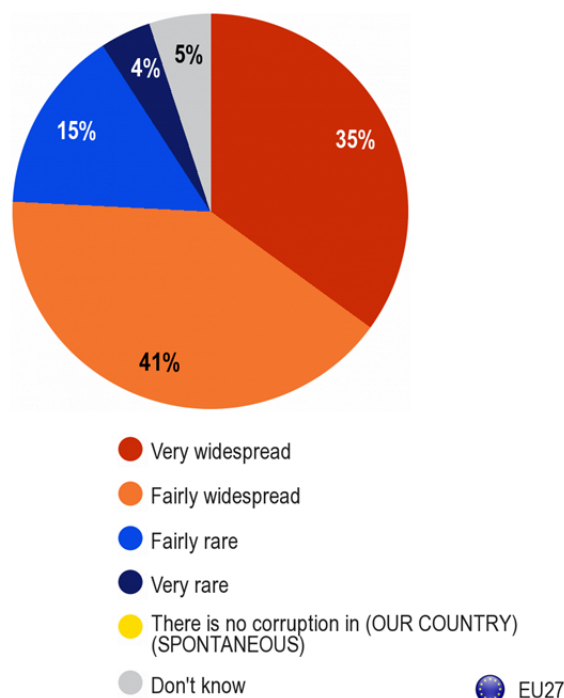


## 2. HOW WIDESPREAD IS CORRUPTION?

Respondents were asked how widespread they thought corruption was in their country. They were given a detailed definition of what was meant by corruption in the introduction to the question and were told that it was important to consider their answers based on their own experience<sup>12</sup>.

Three-quarters of respondents (76%) think that corruption is widespread within their own country, with two in five (41%) thinking it is 'fairly widespread' and just over a third (35%) saying it is 'very widespread'. Among the respondents who do *not* think widespread corruption exists in their country (19%), the majority (15%) think corruption is 'rare' and only a very small minority (4%) believe it is 'very rare'.

QB5. How widespread do you think the problem of corruption is in (OUR COUNTRY)?



Respondents in NMS12 countries are much more likely than those in EU15 countries to think that corruption is widespread in their country (87% vs. 73%, respectively) and more likely to say that the problem is 'very widespread' (43% vs. 33%).

<sup>12</sup> Q5. "From now on, when we mention corruption, we mean it in a broad sense, including offering, giving, requesting and accepting bribes or kickbacks, valuable gifts and important favours, as well as any abuse of power for private gain. Please note, it is important that you consider the following answers based on your own experience. How widespread do you think the problem of corruption is in (OUR COUNTRY)? Very widespread, Fairly widespread, Fairly rare, Very rare, There is no corruption in (OUR COUNTRY) (SPONTANEOUS), Don't know"



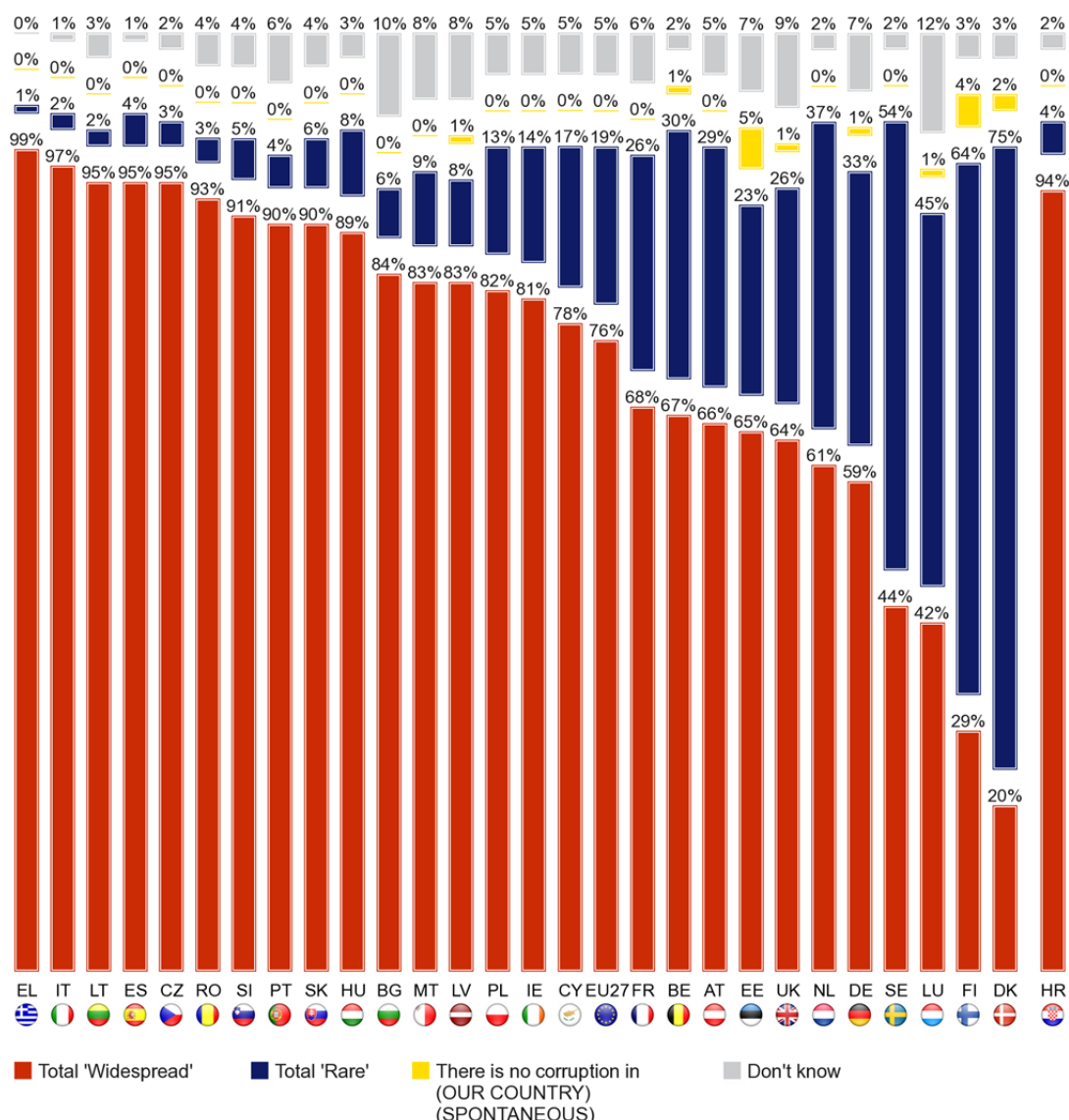
In contrast, respondents in EU15 countries are more likely than those in NMS12 countries to think that the problem of corruption within their country is 'fairly rare' (17% vs. 7%) or 'very rare' (5% vs. 1%).

The countries where respondents are most likely to think that corruption is a widespread national problem are Greece (99%), Italy (97%), Lithuania, Spain and the Czech Republic (all 95%), Croatia (94%), Romania (93%), Slovenia (91%), Portugal and Slovakia (both 90%). Indeed, in all of these Member States, and in Croatia, the majority believe that corruption is 'very widespread'; around two-thirds of respondents in Greece (67%), Spain and Slovenia (both 65%), around three-fifths in the Czech Republic (61%), Italy and Lithuania (both 58%), and just over half in Portugal (55%), Romania and Croatia (both 54%) believe this to be the case.

The Nordic countries are the only three Member States where the majority of those surveyed think that corruption is rare in their country – Sweden (54%), Finland (64%) and Denmark (75%). Indeed, in Denmark almost two-fifths of respondents (38%) say that corruption is a very rare problem. Finland (17%) is the only other Member State where more than one in ten respondents hold this view.

A number of Member States have a high proportion of respondents unable to express an opinion on this measure relative to the EU27 average of 5%: the UK (9%), Bulgaria (10%) and Luxembourg (12%).

QB5. How widespread do you think the problem of corruption is in (OUR COUNTRY)?



There are some differences in opinion across socio-demographic and attitudinal groups. Those showing a notable tendency to think that corruption is widespread in their country are those who:

- left full-time education at the age of 15 or under (84%), particularly when compared with those who finished their education aged 20 or over (68%)
- struggle to pay their household bills most of the time (87%) and from time to time (83%), compared with those who almost never struggle (71%)
- are unemployed (84%) or house persons (80%), particularly when compared with managers (61%) and students (68%)
- have experienced or witnessed any case of corruption in the past 12 months (91% and 90%, respectively), compared with those who have not (74%)

- those who agree that they are personally affected by corruption in their daily lives (93%), compared with those who disagree (70%)
- personally know someone who takes or has taken bribes (89%), compared with those who do not (74%)
- think that the level of corruption in their country has increased in the last three years (90%), particularly when compared with those who think that the level has decreased (53%)

**QB5 How widespread do you think the problem of corruption is in (OUR COUNTRY)?**

	Total 'Widespread'
EU27	76%
<b>Education (End of)</b>	
15-	84%
16-19	80%
20+	68%
Still studying	68%
<b>Respondent occupation scale</b>	
Self-employed	78%
Managers	61%
Other white collars	79%
Manual workers	78%
House persons	80%
Unemployed	84%
Retired	78%
Students	68%
<b>Difficulties paying bills</b>	
Most of the time	87%
From time to time	83%
Almost never	71%
<b>Experienced or witnessed corruption</b>	
Yes, experienced	91%
Yes, witnessed	90%
No	74%
<b>Personally affected by corruption in daily life</b>	
Agree	93%
Disagree	70%
<b>You know someone who takes bribes</b>	
Yes	89%
No	74%
<b>Level of corruption in (OUR COUNTRY)</b>	
Has increased	90%
Stayed the same	65%
Has decreased	53%

### 3. HOW WIDESPREAD IS CORRUPTION IN DIFFERENT AREAS OF SOCIETY?

This section focuses on the national picture in more detail, looking at respondents' perceptions of how widespread corruption is in a range of public and private services and institutions, and among officials, and politicians and political parties. Respondents were shown a list of authorities, institutions and public office-holders and asked if they thought that bribery and the abuse of power for personal gain were widespread among any of them<sup>13</sup>.

**The majority of Europeans think that corruption is widespread among political parties and politicians; large minorities think it is widespread among other officials and institutions**

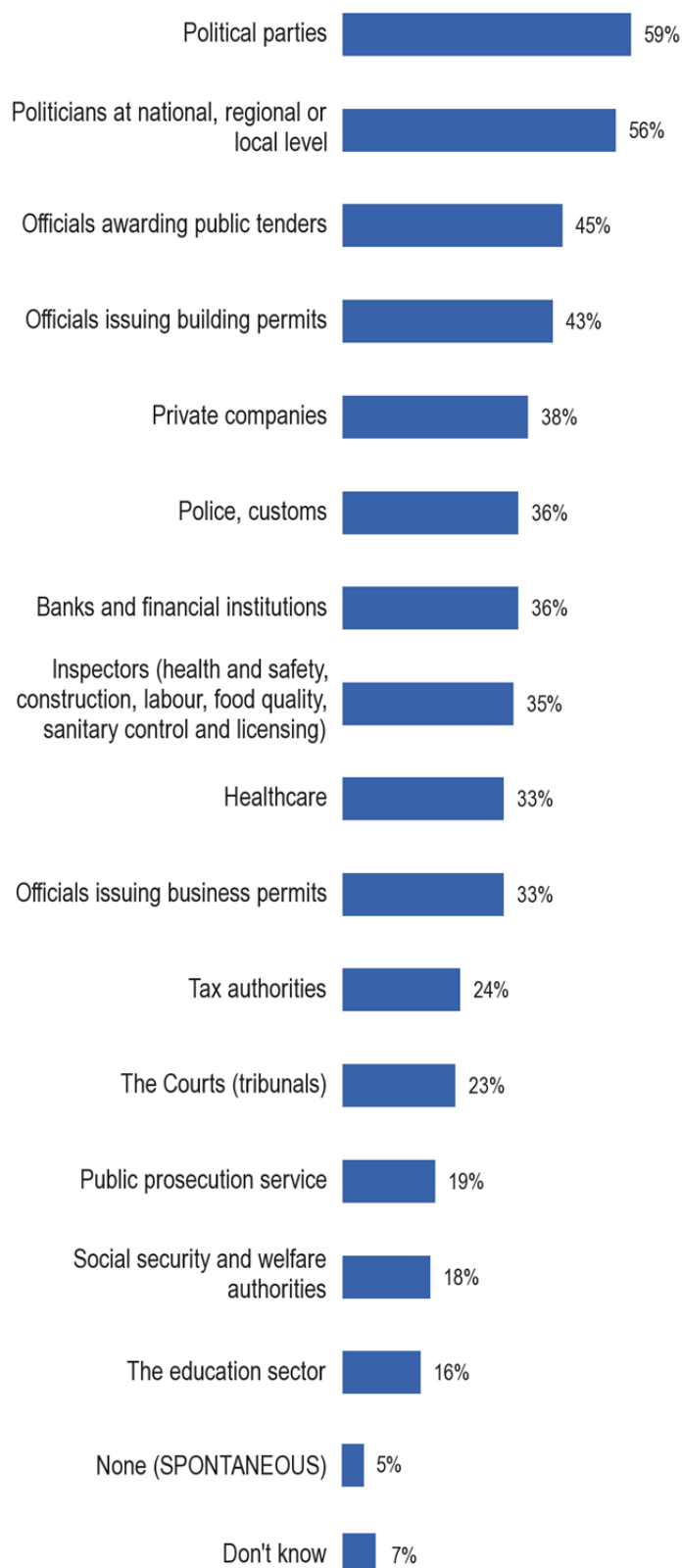
The majority of Europeans believe that bribery and the abuse of positions of power for personal gain are widespread within political parties (59%) and among politicians at national, regional or local level (56%). More than four in ten think corruption is widespread among officials awarding public tenders (45%) and those issuing building permits (43%). Just under two-fifths of Europeans believe that there is widespread corruption among private companies (38%) and more than one in three think it widespread within the police or customs (36%), banks and financial institutions (36%) and inspectors (35%).

Europeans are least likely to think that bribery and the abuse of positions of power for personal gain is widespread in the public prosecution service (19%), social security and welfare authorities (18%) and the education sector (16%). Only a small minority (5%) believe that widespread corrupt activity does not exist in any of these areas, and a slightly higher proportion (7%) are unable to say whether corrupt activity is widespread in any of them.

---

<sup>13</sup> Q7. "In (OUR COUNTRY), do you think that the giving and taking of bribes and the abuse of power for personal gain are widespread among any of the following? Police, customs; Tax authorities; The Courts (tribunals); Social security and welfare authorities; Public prosecution service\*; Politicians at national, regional or local level; Political parties; Officials awarding public tenders; Officials issuing building permits; Officials issuing business permits; The healthcare system; The education sector; Inspectors (health and safety, construction, labour, food quality, sanitary control and licensing); Private companies; Banks and financial institutions; None (SPONTANEOUS), Don't know" \*(a government or public official who prosecutes criminal actions on behalf of the state or community)

QB7. In (OUR COUNTRY), do you think that the giving and taking of bribes and the abuse of power for personal gain are widespread among any of the following?



 EU27

There are differences in perceptions in EU15 and NMS12 countries. In terms of the areas where corruption is most widely perceived at EU level, respondents in EU15 countries are much more likely than those in NMS12 countries to think that there is widespread corruption within banks and financial institutions (42% vs. 14%) and private companies (43% vs. 23%), and more likely to perceive corruption to be widespread within political parties (62% vs. 47%), among national, regional or local politicians (58% vs. 48%) and among officials awarding building permits (45% vs. 38%). Respondents in NMS12 countries, on the other hand, are much more likely than those in EU15 countries to think that there is widespread corruption in the police or customs (51% vs. 32%).

Respondents in Spain are more likely than those in any other EU Member State to think that corruption is widespread in both political parties (84%) and among politicians (72%), with those in the Czech Republic (73% and 69%, respectively), Slovenia (72% and 68%), Greece (68% and 66%), Italy (68% and 63%) and Croatia (65% and 66%) also more likely to hold relatively negative perceptions of both political parties and politicians. Respondents in France are among the most likely to think that corruption is widespread in political parties (70%), but have similar views to the EU27 average in relation to politicians (58%).

Respondents in Denmark tend to hold the most positive perceptions of their political parties and politicians. They are less likely than respondents in any other EU Member State to think that corrupt activities are widespread among politicians (38%) and the second least likely to think corruption is widespread in political parties in their country (34%), behind Sweden (30%). Other countries where respondents are least likely to think that corruption is widespread within their political parties include Poland (39%), Bulgaria (41%), Lithuania, Finland (both 43%), Luxembourg (45%), Romania (46%) and the Netherlands (47%). In addition to Denmark, the countries with the most positive perceptions of politicians are Cyprus (38%), Lithuania (40%), Latvia (41%), Bulgaria, Malta and Poland (all 42%), Luxembourg (45%) and Sweden (46%).

The countries most likely to think that there is widespread corruption among officials awarding public tenders and those issuing building permits include the Netherlands (64% and 69%, respectively), Greece (55% and 64%), Slovenia (60% and 59%), Croatia (58% and 57%) and Italy (55% and 54%). Respondents in the Czech Republic are most likely to think that corruption is widespread among officials awarding public tenders (69%), while those in Spain (54%) and Malta (53%) have particularly negative perceptions of officials issuing building permits.

Countries with the most consistent positive perceptions of officials in both of these areas include Denmark, where respondents are less likely than those in any other EU Member State to think that corruption is widespread among either officials awarding public tenders (22%) or officials issuing building permits (26%), along with Finland (31% for both groups), Ireland (32% and 33%), and the UK (33% and 30%). Respondents in Luxembourg are among the least likely to perceive corruption to be widespread among officials awarding public tenders (32%), while those in Slovakia (31%), Poland (33%) and Romania (35%) are among the least likely to perceive corruption to be widespread among officials issuing building permits.

There are only three Member States where at least half the respondents think that corruption is widespread in private companies - the Netherlands (56%), Sweden (51%) and Germany (50%). The countries where respondents are least likely to think that corruption is widespread in private companies are Romania (16%), Bulgaria (17%), Poland (19%), Lithuania and Malta (both 21%), Finland (24%) and Latvia (25%).

Perceptions of corruption within the police or customs vary considerably by country. The majority think that it is widespread in Bulgaria and Romania (both 67%), Lithuania (63%), Latvia (58%), Croatia (57%), the Czech Republic and Cyprus (both 55%) and Greece (51%). The countries where respondents are least likely to think that corruption is widespread within the police or customs are Finland (3%), Denmark (12%), Germany (16%), Austria (19%), Sweden (22%) and Ireland (26%).

Spain and the Netherlands are the only two countries where a majority think that corruption is widespread among banks and financial institutions (62% and 57%, respectively). Other countries with particularly negative views are Ireland (48%), Portugal and the UK (both 47%) and Slovenia (44%). Those least likely to perceive corruption to be widespread in the banking sector are Finland (6%), Malta and Poland (both 8%), Bulgaria and Estonia (both 12%), Latvia and Lithuania (both 13%) and the Czech Republic, Romania and Slovakia (all 15%).

The countries that have the least positive perceptions of officials awarding public tenders also tend to be least positive about inspectors (in health and safety, construction, labour, food quality, sanitary control and licensing). Respondents in Croatia are more likely than those in any EU Member State to think that corruption is widespread among inspectors (60%), followed by those in Greece (52%), Slovenia (51%), the Netherlands (46%), the Czech Republic (45%) and Italy (44%). The countries least likely to think that corruption is widespread among inspectors are Finland (11%), Ireland and the UK (both 21%), Denmark (23%), Malta (26%), and Hungary and Poland (both 28%).

In a number of countries a relatively high proportion of respondents say that they 'don't know' if there is widespread corruption in any of these areas: these countries are Malta (18%), Portugal (16%), Bulgaria (12%), and Poland and Romania (both 11%).

During the interview, the interviewer was able to record an answer of 'None' if the respondent spontaneously said that none of the areas in question had widespread corruption. The countries with a notably high proportion of respondents giving this answer (compared with the EU27 average of 5%) include Denmark (32%), Finland (18%) and Sweden (16%), and the UK and Luxembourg (both 10%).



QB7 In (OUR COUNTRY), do you think that the giving and taking of bribes and the abuse of power for personal gain are widespread among any of the following?

	Political parties	Politicians at national, regional or local level	Officials awarding public tenders	Officials issuing building permits	Private companies	Police, customs	Banks and financial institutions	Inspectors (health and safety, construction, labour, food quality, sanitary control and licensing)	None (SPONTANEOUS)	Don't know
EU27	59%	56%	45%	43%	38%	36%	36%	35%	5%	7%
BE	57%	52%	46%	45%	41%	39%	36%	35%	8%	3%
BG	41%	42%	42%	46%	17%	67%	12%	38%	1%	12%
CZ	73%	69%	69%	47%	37%	55%	15%	45%	1%	4%
DK	34%	38%	22%	26%	44%	12%	25%	23%	32%	5%
DE	51%	49%	40%	41%	50%	16%	38%	38%	6%	9%
EE	61%	52%	45%	49%	32%	38%	12%	30%	6%	9%
IE	56%	57%	32%	33%	28%	26%	48%	21%	6%	6%
EL	68%	66%	55%	64%	28%	51%	31%	52%	1%	1%
ES	84%	72%	44%	54%	48%	41%	62%	36%	1%	3%
FR	70%	58%	48%	44%	44%	44%	34%	31%	3%	7%
IT	68%	63%	55%	54%	31%	33%	40%	44%	1%	5%
CY	52%	38%	42%	44%	28%	55%	31%	42%	4%	9%
LV	54%	41%	47%	48%	25%	58%	13%	40%	2%	9%
LT	43%	40%	46%	39%	21%	63%	13%	41%	2%	4%
LU	45%	45%	32%	40%	42%	31%	25%	30%	10%	10%
HU	51%	49%	43%	39%	32%	38%	23%	28%	3%	7%
MT	52%	42%	45%	53%	21%	37%	8%	26%	3%	18%
AT	60%	59%	46%	43%	36%	19%	29%	30%	4%	10%
NL	47%	55%	64%	69%	56%	37%	57%	46%	4%	2%
PL	39%	42%	41%	33%	19%	40%	8%	28%	2%	11%
PT	59%	59%	41%	43%	35%	43%	47%	40%	3%	16%
RO	46%	52%	40%	35%	16%	67%	15%	36%	1%	11%
SI	72%	68%	60%	59%	41%	40%	44%	51%	2%	6%
SK	51%	49%	44%	31%	26%	48%	15%	41%	0%	6%
FI	43%	51%	31%	31%	24%	3%	6%	11%	18%	5%
SE	30%	46%	49%	43%	51%	22%	23%	34%	16%	4%
UK	56%	55%	33%	30%	41%	32%	47%	21%	10%	10%
HR	65%	66%	58%	57%	44%	57%	34%	60%	2%	6%

Highest percentage per item

Lowest percentage per item

Top 8 answers given at EU27 level

There are some socio-demographic and attitudinal differences in opinion.

Respondents aged 25-54 are more likely than those in other age groups, in particular 15-24 year-olds, to think that there is widespread corruption in most of these areas.

The most marked differences are in relation to officials awarding public tenders (where 47% of 25-39 year-olds and 50% of 40-54 year-olds perceive corruption to be widespread, compared with 31% of 15-24 year-olds; and in relation to officials issuing building permits (45% of 25-39 year-olds and 47% of 40-54 year-olds, compared with 35% of 15-24 year-olds).

However, younger respondents are most likely to think corruption is widespread among police or customs, with 40% of 15-24 year-olds and 45% of 25-34 year-olds holding this perception, a proportion decreasing in older age groups to a low of 25% among those aged 75+.



Respondents who struggle to pay household bills most of the time are more likely to think that corruption is prevalent within most of the areas, particularly when compared with those who say they almost never struggle. The most marked difference concerns corruption within the police or customs, where 47% of those who struggle to pay household bills most of the time perceive corruption to be widespread, compared with 33% of those who almost never struggle.

In terms of occupation, the unemployed and self-employed tend to hold particularly negative views. The unemployed are the occupational group most likely to think that corruption is widespread within the police or customs (45%) and within banks and financial institutions (44%). They are also more likely than average to perceive corruption to be widespread in private companies (44%), among politicians (64%), within political parties (65%) and among officials issuing building permits (51%).

The self-employed are the occupational group most likely to think corruption is widespread among officials awarding public tenders (54%), officials issuing building permits (52%) and inspectors (40%). Like the unemployed, they are also more likely than average to perceive corruption to be widespread in private companies (41%), among politicians (61%) and within political parties (64%). Managers are more likely than those in any other occupational group to think that there is widespread corruption in private companies (48%).

Students and the retired, and to a lesser extent house persons, are less likely than other occupational groups to think that corruption is widespread in the areas asked about.

As might be expected, respondents who report exposure to corruption – through witnessing or experiencing cases of corruption, knowing someone who has taken bribes or being personally affected by corruption in their daily lives – are more likely than those with no such experiences to perceive corruption to be widespread.

Respondents who have experienced, and in particular witnessed, a case of corruption in the past year are more likely than those who have not to think widespread corruption exists within most of these areas, notably in relation to the police/customs, where 50% of those who have witnessed a case, and 55% of those who have experienced a case, perceive corruption to be widespread, compared with 34% of those who have neither witnessed nor experienced a case; officials issuing building permits (64%, 52% and 42%, respectively); banks and financial institutions (47%, 32% and 35%); private companies (55%, 41% and 38%); and officials awarding public tenders (61%, 56% and 43%).

Respondents who know someone who takes or has taken bribes are much more likely than those who do not to think that corruption is prevalent across all of these areas, most notably in relation to the police/customs (53% and 33%, respectively), inspectors (50% vs. 32%), officials awarding public tenders (64% vs. 42%), officials awarding building permits (62% vs. 41%), healthcare (50% vs. 30%), the courts (tribunals) (38% vs. 20%) and private companies (52% vs. 36%).

Respondents who agree that they are personally affected by corruption in their daily lives are more likely than those who disagree to think that corruption is widespread in all the areas that were covered. The most notable differences in opinion between those who are and those who are not affected by corruption in their daily lives concern the police/customs (46% and 32%, respectively), tax authorities (38% vs. 19%), the courts (37% vs. 18%), healthcare (45% vs. 29%), social security (29% vs. 14%), inspectors (42% vs. 32%), officials awarding building permits (52% vs. 41%), banks and financial institutions (43% vs. 34%) and political parties (67% vs. 56%).

Similarly, those who think that the level of corruption has increased in the past three years are much more likely than those who think it has decreased to say that corruption is widespread in all the areas asked about. The most marked differences in opinion concern political parties (68% vs. 37%), politicians (64% vs. 38%), inspectors (40% vs. 24%) and banks and financial institutions (43% vs. 20%).

QB7 In (OUR COUNTRY), do you think that the giving and taking of bribes and the abuse of power for personal gain are widespread among any of the following?  
(ROTATE – MULTIPLE ANSWERS POSSIBLE)

	Political parties	Politicians at national, regional or local level	Officials awarding public tenders	Officials issuing building permits	Private companies	Police, customs	Banks and financial institutions	Inspectors (health and safety, construction, labour, food quality, sanitary control and licensing)
EU27	59%	56%	45%	43%	38%	36%	36%	35%
<b>Age</b>								
15-24	54%	49%	31%	35%	34%	40%	34%	31%
25-39	61%	58%	47%	45%	40%	42%	38%	38%
40-54	62%	59%	50%	47%	42%	36%	38%	36%
55 +	56%	54%	44%	43%	36%	30%	33%	32%
15-24	54%	49%	31%	35%	34%	40%	34%	31%
25-34	62%	58%	45%	44%	41%	45%	37%	39%
35-44	60%	59%	48%	46%	40%	37%	38%	37%
45-54	62%	60%	51%	48%	43%	35%	38%	36%
55-64	59%	56%	48%	45%	38%	33%	36%	34%
65-74	57%	55%	46%	46%	37%	30%	33%	34%
75+	51%	47%	36%	36%	30%	24%	28%	26%
<b>Respondent occupation scale</b>								
Self-employed	64%	61%	54%	52%	41%	39%	38%	40%
Managers	57%	56%	46%	41%	48%	31%	36%	32%
Other white collars	58%	56%	49%	47%	39%	37%	37%	38%
Manual workers	61%	57%	46%	43%	40%	40%	37%	37%
House persons	58%	55%	39%	41%	31%	33%	36%	35%
Unemployed	65%	64%	49%	51%	44%	45%	44%	38%
Retired	55%	52%	43%	42%	34%	30%	31%	31%
Students	53%	49%	30%	34%	33%	38%	33%	30%
<b>Difficulties paying bills</b>								
Most of the time	66%	62%	50%	49%	40%	47%	41%	40%
From time to time	60%	57%	45%	46%	35%	38%	36%	36%
Almost never	56%	54%	43%	41%	40%	33%	35%	33%
<b>Experienced or witnessed corruption</b>								
Yes, experienced	59%	57%	56%	52%	41%	55%	32%	47%
Yes, witnessed	71%	70%	61%	64%	55%	50%	47%	49%
No	58%	55%	43%	42%	38%	34%	35%	33%
<b>Personally affected by corruption in daily life</b>								
Agree	67%	63%	50%	52%	40%	46%	43%	42%
Disagree	56%	54%	43%	41%	39%	32%	34%	32%
<b>You know someone who takes bribes</b>								
Yes	70%	69%	64%	62%	52%	53%	42%	50%
No	57%	54%	42%	41%	36%	33%	35%	32%
<b>Level of corruption in (OUR COUNTRY)</b>								
Has increased	68%	64%	50%	50%	42%	42%	43%	40%
Stayed the same	54%	51%	43%	40%	37%	31%	31%	31%
Has decreased	37%	38%	37%	32%	30%	28%	20%	24%

#### 4. LEVEL OF CORRUPTION IN DAILY LIFE

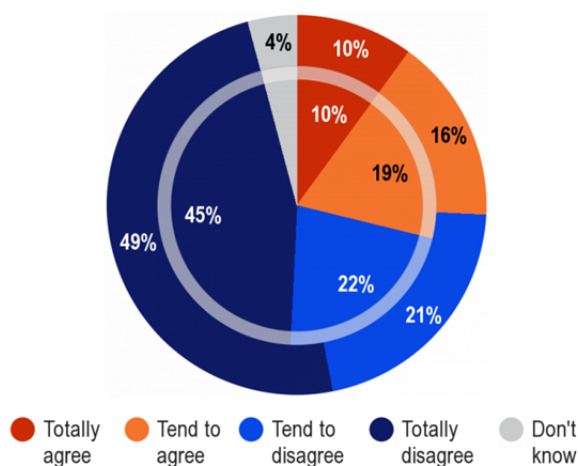
Respondents were asked if they were personally affected by corruption in daily life<sup>14</sup>. This measure was also included in the 2011 survey.

##### One in four Europeans think that they are personally affected by corruption in their daily lives

A quarter of Europeans (26%) agree that they are personally affected by corruption in their daily lives, with one in ten (10%) 'totally' agreeing that this is the case. Seven in ten (70%) disagree that they are personally affected by corruption in their daily lives, and around a half (49%) 'totally' disagree.

QB15.5. Please tell me whether you agree or disagree with each of the following?

You are personally affected by corruption in your daily life



Inner pie : EB76.1 Sep. 2011

Outer pie : EB79.1 Feb.-Mar. 2013

EU27

These results are slightly more positive than those from the 2011 survey. The proportion of respondents who agree that they are personally affected by corruption in their daily lives has dropped from 29% in 2011 to 26% in 2013, driven by a decrease in the proportion tending to agree. There has been a corresponding increase in the proportion who disagree, from 67% in 2011 to 70% in 2013, driven by a rise in the proportion who 'totally' disagree (from 45% to 49% in 2013).

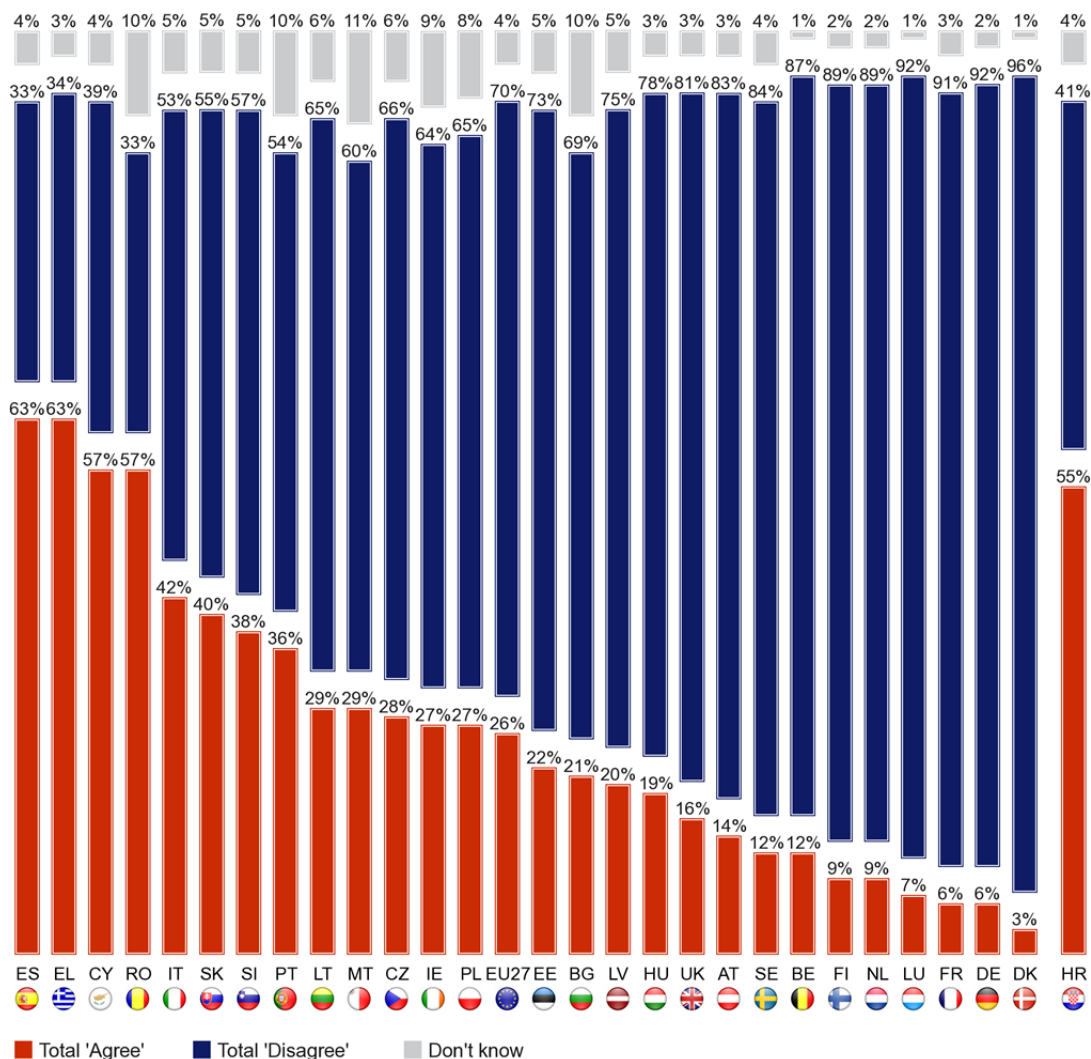
<sup>14</sup> Q15. Could you please tell me whether you agree or disagree with each of the following? You are personally affected by corruption in your daily life - Totally agree, Tend to agree, Tend to disagree, Totally disagree, Don't know"

Respondents in NMS12 countries are more likely than those in EU15 countries to agree that they are personally affected by corruption in their daily lives (33% vs. 24%), although this difference is almost entirely accounted for by the higher proportion in NMS12 countries saying that they 'tend to' agree they are affected (22% vs. 14%). The countries where respondents are most likely to say they are personally affected by corruption in their daily life are Spain and Greece (both 63%), followed by Cyprus and Romania (both 57%) and Croatia (55%).

These are the only countries where a majority of respondents say corruption personally affects their daily lives. Around three in ten respondents in Spain (31%) and Greece (29%) 'totally' agree that they are affected by corruption in their daily lives, and around one in four say this is the case in Cyprus and Croatia (both 27%) and Romania (24%). All of these countries are also above the EU27 average in terms of the proportion of people who think that the problem of corruption in their country is widespread.

There are six countries where fewer than one in ten respondents say that they are personally affected by corruption in their daily lives: Finland and the Netherlands (both 9%), Luxembourg (7%), France and Germany (both 6%) and Denmark (3%). In a further five countries fewer than one in five respondents say they are personally affected by corruption in their daily lives: Hungary (19%), the UK (16%), Austria (14%), and Sweden and Belgium (both 12%). With the exception of Hungary, each of these Member States is also below the EU average in terms of the proportion of people who think that the problem of corruption in their country is widespread.






























QB15.5. Please tell me whether you agree or disagree with each of the following?  
 You are personally affected by corruption in your daily life



In most Member States respondents are less likely than in 2011 to say that they are affected by corruption in their daily lives, with the largest decreases observed in Bulgaria (-24 percentage points), Lithuania (-20) and Romania (-19), and a further six Member States recording a drop of ten points or more. The proportion of respondents reporting that they are affected by corruption in their daily lives has increased in four countries since 2011. With the exception of Spain, where the proportion has increased dramatically (+20 percentage points), the increases are relatively small.



QB15.5 Please tell me whether you agree or disagree with each of the following?  
You are personally affected by corruption in your daily life

	Total 'Agree'	Diff. EB79.1 (2013) - EB76.1 (2011)	Total 'Disagree'	Diff. EB79.1 (2013) - EB76.1 (2011)	Don't know	Diff. EB79.1 (2013) - EB76.1 (2011)
 EU27	26%	-3	70%	+3	4%	=
 ES	63%	+20	33%	-20	4%	=
 SI	38%	+5	57%	-7	5%	+2
 SE	12%	+2	84%	-2	4%	=
 EE	22%	+1	73%	-2	5%	+1
 BE	12%	-1	87%	+1	1%	=
 NL	9%	-1	89%	=	2%	+1
 DK	3%	-2	96%	+2	1%	=
 LU	7%	-2	92%	+2	1%	=
 UK	16%	-3	81%	+4	3%	-1
 IT	42%	-4	53%	+6	5%	-2
 CY	57%	-4	39%	+3	4%	+1
 FI	9%	-4	89%	+2	2%	+2
 AT	14%	-5	83%	+7	3%	-2
 DE	6%	-6	92%	+6	2%	=
 FR	6%	-6	91%	+6	3%	=
 PL	27%	-7	65%	+7	8%	=
 CZ	28%	-8	66%	+5	6%	+3
 IE	27%	-9	64%	+11	9%	-2
 EL	63%	-10	34%	+7	3%	+3
 MT	29%	-10	60%	+8	11%	+2
 PT	36%	-10	54%	+6	10%	+4
 LV	20%	-14	75%	+11	5%	+3
 SK	40%	-14	55%	+12	5%	+2
 HU	19%	-15	78%	+15	3%	=
 RO	57%	-19	33%	+15	10%	+4
 LT	29%	-20	65%	+18	6%	+2
 BG	21%	-24	69%	+21	10%	+3
 HR	55%	*	41%	*	4%	*

\*This question was not asked in Croatia in the last survey

There are some differences in opinion across socio-demographic and attitudinal groups. It is not surprising that those groups that have a greater tendency to agree that they are affected by corruption in their daily lives are broadly similar to those that tend to agree that corruption is widespread in their country (reported in Chapter I.2). Those most likely to think that they are affected by corruption are people who:

- fall into the middle age spectrum (29% of 25-34 year-olds and 30% of 35-44 year-olds, compared with 23% of both 15-24 year-olds and those aged 55+, and 17% of those aged 75+)
- left full-time education at the age of 15 or under (31%), particularly when compared with those who finished their education aged 20 or over (24%)
- struggle to pay their household bills most of the time (40%), particularly when compared with those who almost never struggle (19%)
- are unemployed (39%) or house persons (33%), particularly when compared with managers (19%), students (20%) and the retired (21%)
- have experienced or witnessed any case of corruption in the past 12 months (55% and 51%, respectively), compared with those who have not (23%)
- personally know someone who takes or has taken bribes (41%), compared with those who do not (23%)
- think that corruption is widespread in their country (32%), compared to those who think it is rare (7%)
- think that the level of corruption in their country has increased in the last three years (33%), compared with those who think it has stayed the same (19%) and those who think it has decreased (17%)



QB15.5 Please tell me whether you agree or disagree with each of the following?

You are personally affected by corruption in your daily life

	Total 'Agree'	Total 'Disagree'	DK
EU27	26%	70%	4%
<b>Age</b>			
15-24	23%	72%	5%
25-39	29%	67%	4%
40-54	28%	68%	4%
55 +	23%	73%	4%
15-24	23%	72%	5%
25-34	29%	68%	3%
35-44	30%	66%	4%
45-54	27%	69%	4%
55-64	26%	70%	4%
65-74	23%	73%	4%
75+	17%	77%	6%
<b>Education (End of)</b>			
15-	31%	64%	5%
16-19	25%	70%	5%
20+	24%	73%	3%
Still studying	20%	76%	4%
<b>Respondent occupation scale</b>			
Self-employed	30%	66%	4%
Managers	19%	78%	3%
Other white collars	30%	66%	4%
Manual workers	25%	71%	4%
House persons	33%	62%	5%
Unemployed	39%	57%	4%
Retired	21%	74%	5%
Students	20%	76%	4%
<b>Difficulties paying bills</b>			
Most of the time	40%	54%	6%
From time to time	33%	62%	5%
Almost never	19%	78%	3%
<b>In (OUR COUNTRY) corruption is...</b>			
Widespread	32%	64%	4%
Rare	7%	91%	2%
<b>Experienced or witnessed corruption</b>			
Yes, experienced	55%	42%	3%
Yes, witnessed	51%	47%	2%
No	23%	73%	4%
<b>You know someone who takes bribes</b>			
Yes	41%	57%	2%
No	23%	73%	4%
<b>Level of corruption in (OUR COUNTRY)</b>			
Has increased	33%	63%	4%
Stayed the same	19%	78%	3%
Has decreased	17%	80%	3%

### 5. LEVEL OF CORRUPTION OVER LAST THREE YEARS

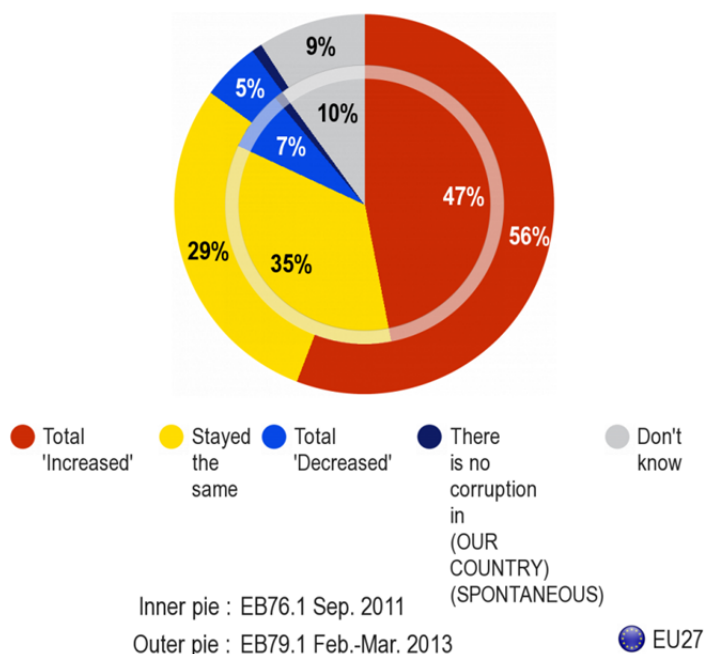
Respondents were asked if they felt that the level of corruption in their country had increased, decreased or stayed the same in the past three years<sup>15</sup>. This measure was also incorporated in the 2011 survey.

#### A slight majority of Europeans think that corruption in their country has increased in the past three years

More than half (56%) of Europeans think that the level of corruption in their country has increased over the past three years, with similar proportions thinking the level of corruption has increased ‘a lot’ (29%) and ‘a little’ (27%). Around three in ten Europeans (29%) think that the level of corruption has not changed, with only one in twenty (5%) thinking it has decreased over the past three years, most of whom say it has decreased ‘a little’ (4%).

These results are somewhat more negative than those found in the 2011 survey. There has been a rise in the proportion of respondents believing that corruption levels have increased (+9 percentage points from 47% in 2011), largely driven by a growing proportion who say that corruption levels have increased ‘a lot’ (+7 points). There has been a corresponding drop in the proportion thinking that the corruption level has stayed the same (-6 points), and in the proportion saying it has decreased (-2 points).

QB6. In the past three years, would you say that the level of corruption in (OUR COUNTRY) has...?

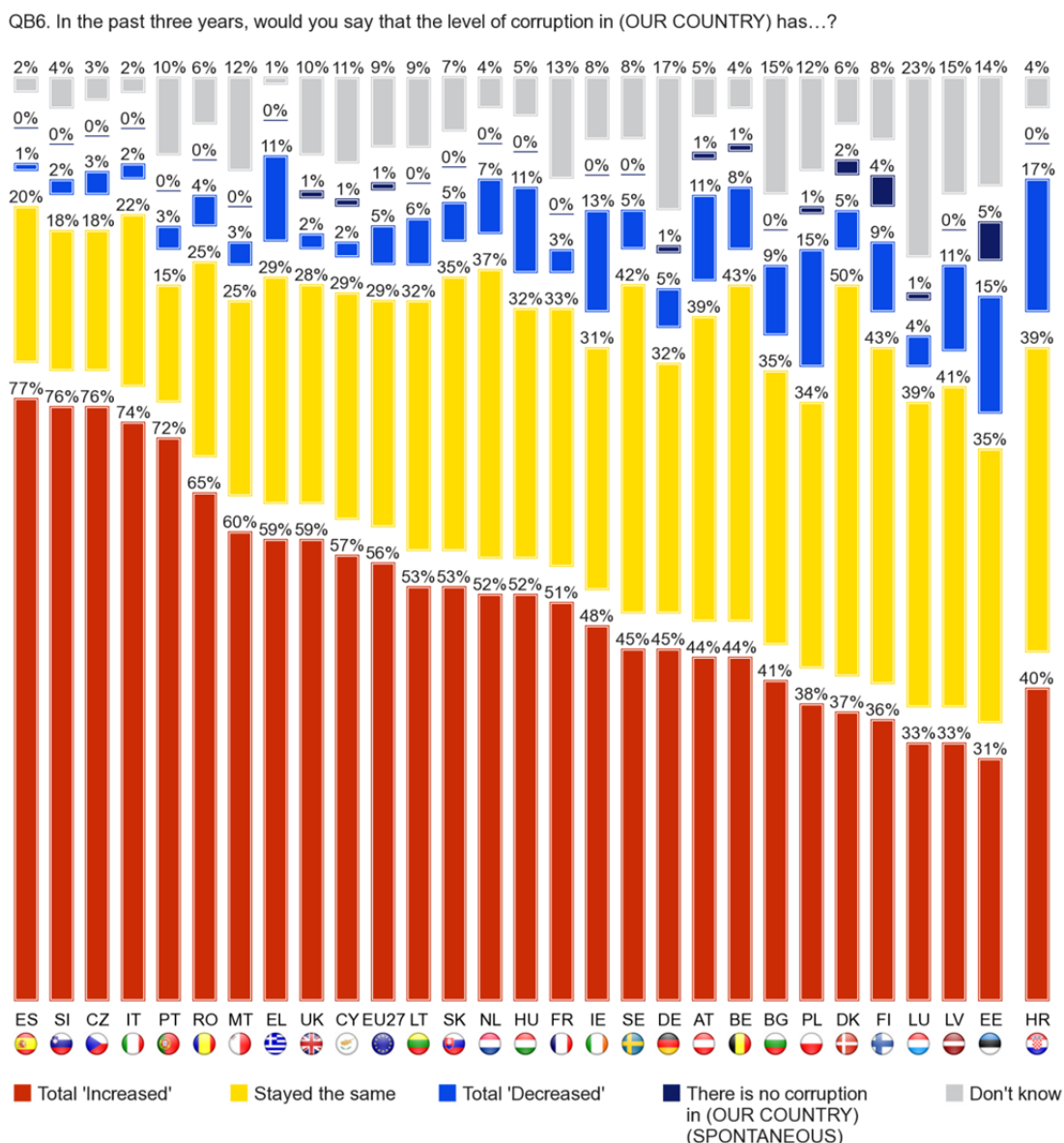


<sup>15</sup> Q6. “In the past 3 years, would you say that the level of corruption in (OUR COUNTRY) has...Increased a lot/a little, Stayed the same, Decreased a little/a lot, There is no corruption in (OUR COUNTRY)?”

Respondents in EU15 countries are slightly more likely than those in NMS12 countries to think that corruption has increased (57% vs. 52%), with most of the difference accounted for by the higher proportion of respondents in EU15 countries saying that corruption has increased ‘a little’ (28% vs. 22%). Respondents in NMS12 countries are more than twice as likely as those in EU15 countries to think that corruption has decreased (9% vs. 4%).

At national level, countries where respondents are particularly likely to perceive the level of corruption to have increased include Spain (77%), where 63% of respondents say that they think it has increased ‘a lot’, Slovenia (76% and 56%, respectively), the Czech Republic (76% and 50%), Italy (74% and 45%), Portugal (72% and 39%) and Romania (65% and 55%).

The countries where respondents are most likely to think that the level of corruption has decreased are Croatia (17%), Poland and Estonia (both 15%), Ireland (13%), and Greece, Hungary, Austria and Latvia (all 11%).



The socio-demographic and attitudinal groups most likely to think that corruption has increased are those who:

- are aged 65-74 and 75+ (61% and 60%, respectively), compared with 15-24 year-olds and 35-44 year-olds (both 54%) and 25-34 year-olds (53%)
- left full-time education at the age of 15 or under (65%), particularly when compared with those who finished their education aged 20 or over (49%)
- struggle to pay their household bills most of the time (66%), particularly when compared with those who almost never struggle (52%)
- are unemployed (65%) or house persons (62%), particularly when compared with managers (45%) and students (49%)
- have experienced or witnessed any case of corruption in the past 12 months (67% and 68%, respectively), compared with those who have not (55%)
- are personally affected by corruption in their daily lives (72%), compared with those who are not (50%)
- personally know someone who takes or has taken bribes (63%), compared with those who do not (55%)
- think that corruption is widespread in their country (67%), compared to those who think it is rare (24%)

QB6 In the past three years, would you say that the level of corruption in (OUR COUNTRY) has...?

	Total 'Increased'	Total 'Decreased'	DK
EU27	56%	5%	9%
<b>Age</b>			
15-24	54%	6%	12%
25-34	53%	5%	9%
35-44	54%	6%	7%
45-54	56%	5%	8%
55-64	59%	5%	7%
65-74	61%	4%	9%
75+	60%	5%	13%
<b>Education (End of)</b>			
15-	65%	3%	10%
16-19	59%	5%	8%
20+	49%	7%	7%
Still studying	49%	7%	13%
<b>Respondent occupation scale</b>			
Self-employed	55%	7%	9%
Managers	45%	7%	8%
Other white collars	56%	5%	6%
Manual workers	56%	4%	9%
House persons	62%	4%	8%
Unemployed	65%	3%	7%
Retired	59%	5%	10%
Students	49%	7%	13%
<b>Difficulties paying bills</b>			
Most of the time	66%	4%	7%
From time to time	60%	5%	7%
Almost never	52%	6%	10%
<b>In (OUR COUNTRY) corruption is...</b>			
Widespread	67%	3%	5%
Rare	24%	12%	13%
<b>Experienced or witnessed corruption</b>			
Yes, experienced	67%	6%	3%
Yes, witnessed	68%	4%	3%
No	55%	5%	9%
<b>Personally affected by corruption in daily life</b>			
Agree	72%	3%	3%
Disagree	50%	6%	10%
<b>You know someone who takes bribes</b>			
Yes	63%	5%	5%
No	55%	5%	9%

## II. DETAILED ATTITUDES TO CORRUPTION

This chapter examines Europeans' attitudes to the presence and impact of corruption in their own country and in the EU in more detail, and the effectiveness of the measures taken to combat it. It explores the extent to which Europeans believe that corruption exists in public institutions and in business culture, hampers business competition and makes it easier to obtain public services. It also examines perceptions of corruption in politics, looking at Europeans' views on whether links between business and politics are too close; whether political party financing is sufficiently transparent in their country; and whether it is critical in business to have political connections in order to succeed. It concludes by exploring Europeans' views on the effectiveness of measures to combat corruption at EU, national government and judicial level.

### 1. CORRUPTION IN PUBLIC INSTITUTIONS

This section focuses on the general public's views of the extent of corruption in public institutions at local or regional, national and EU levels; whether they believe that the use of bribery and connections makes it easier to obtain certain public services; and whether they think there is sufficient transparency and supervision of the financing of political parties within their country<sup>16</sup>.

#### **The large majority of Europeans think that corruption exists in public institutions at national, local or regional and EU levels**

Eight in ten Europeans (80%) agree that corruption exists in the national public institutions in their country, with around one in eight (12%) disagreeing and the remainder (8%) unsure. Around three-quarters (77%) agree that it is present in their local or regional public institutions, while around one in seven (15%) disagree and the remainder (8%) are unable to give an answer. A slightly smaller proportion (70%) agree that corruption is present within the institutions of the EU, although more (18%) are unsure and only around one in eight (12%) disagree. The general public may not feel that they have as much knowledge of the 'international' picture as of the situation in their home country.

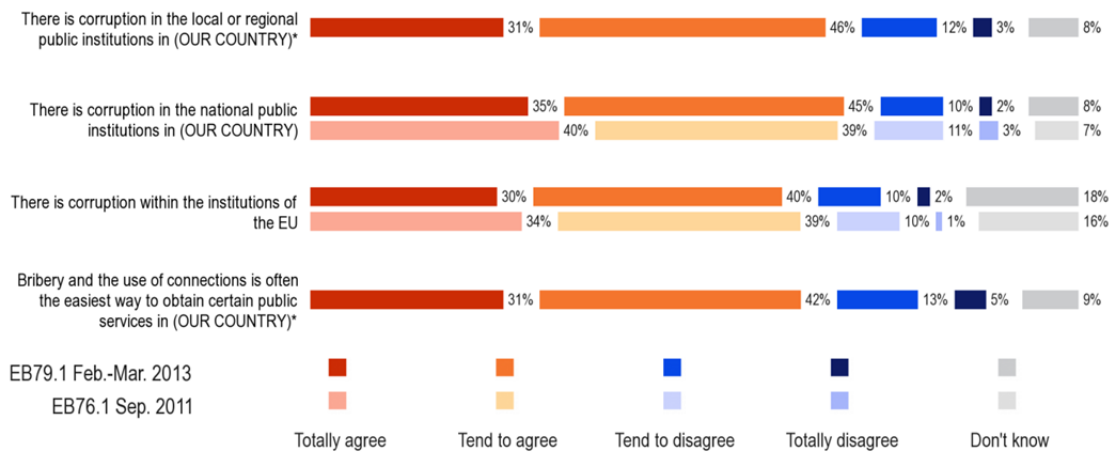
---

<sup>16</sup> Q15. "Could you please tell me whether you agree or disagree with each of the following? There is corruption in the local or regional public institutions in (OUR COUNTRY); There is corruption in the national public institutions in (OUR COUNTRY); There is corruption within the institutions of the EU; Corruption is part of the business culture in (OUR COUNTRY); You are personally affected by corruption in your daily life; There are enough successful prosecutions in (OUR COUNTRY) to deter people from corrupt practices; High-level corruption cases are not pursued sufficiently in (OUR COUNTRY); (NATIONALITY) Government efforts to combat corruption are effective; EU institutions help in reducing corruption in (OUR COUNTRY); Too close links between business and politics in (OUR COUNTRY) lead to corruption; Bribery and the use of connections is often the easiest way to obtain certain public services in (OUR COUNTRY); There is sufficient transparency and supervision of the financing of political parties in (OUR COUNTRY); In (OUR COUNTRY) the only way to succeed in business is to have political connections; In (OUR COUNTRY) favouritism and corruption hamper business competition; In (OUR COUNTRY) measures against corruption are applied impartially and without ulterior motives – Totally agree, Tend to agree, Tend to disagree, Totally disagree, Don't know"

On each of these measures at least three in ten Europeans ‘totally agree’ that corruption exists. On the measures that were also included in the 2011 survey, results from the latest poll suggest that Europeans hold slightly more positive perceptions. They are a little less likely to agree overall that there is corruption in EU institutions (-3 percentage points) and less likely to ‘totally agree’ that there is corruption in national public institutions (-5 points, from 40% in 2011 to 35%).

Just under three-quarters of Europeans (73%) agree that bribery and the use of connections is often the easiest way of obtaining certain public services in their country, with three in ten (31%) saying that they ‘totally’ agree. Just under one in five (18%) disagree with this view and just under one in ten (9%) are unable to offer an opinion.

QB15. Please tell me whether you agree or disagree with each of the following?



\*This item was not asked in 2011

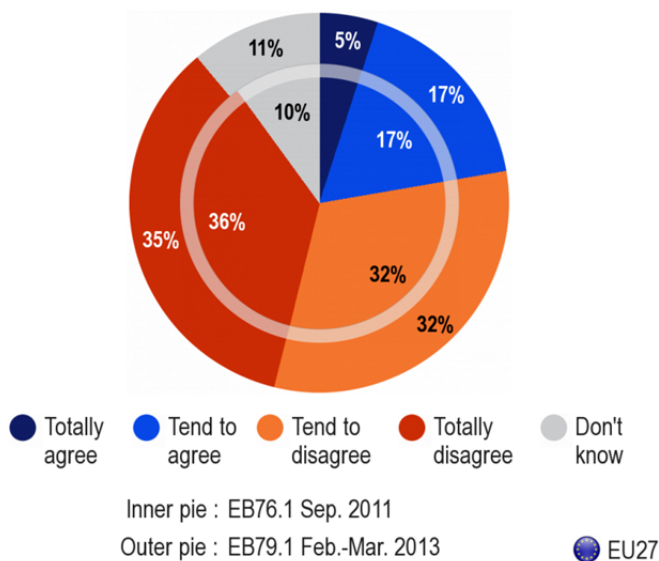
EU27

Only around one in five Europeans (22%) think that the financing of political parties is sufficiently transparent and supervised, and only one in twenty ‘totally’ agree (5%). Two-thirds (67%) do not think that there is sufficient transparency and supervision, with just over a third (35%) saying that they ‘totally disagree’. One in nine (11%) are unable to offer an opinion. Europeans’ views on this measure remain similar to those reported in 2011.



QB15.12. Please tell me whether you agree or disagree with each of the following?

There is sufficient transparency and supervision of the financing of political parties in (OUR COUNTRY)



There are differences in perceptions between EU15 and NMS12 countries. While the proportions agreeing that corruption exists at national and local or regional level are broadly similar within EU15 and NMS12 countries, respondents in NMS12 countries are somewhat less likely than those in EU15 countries to *disagree* that corruption exists at both a national level (8% vs. 14%) and local or regional levels (10% vs. 16%).

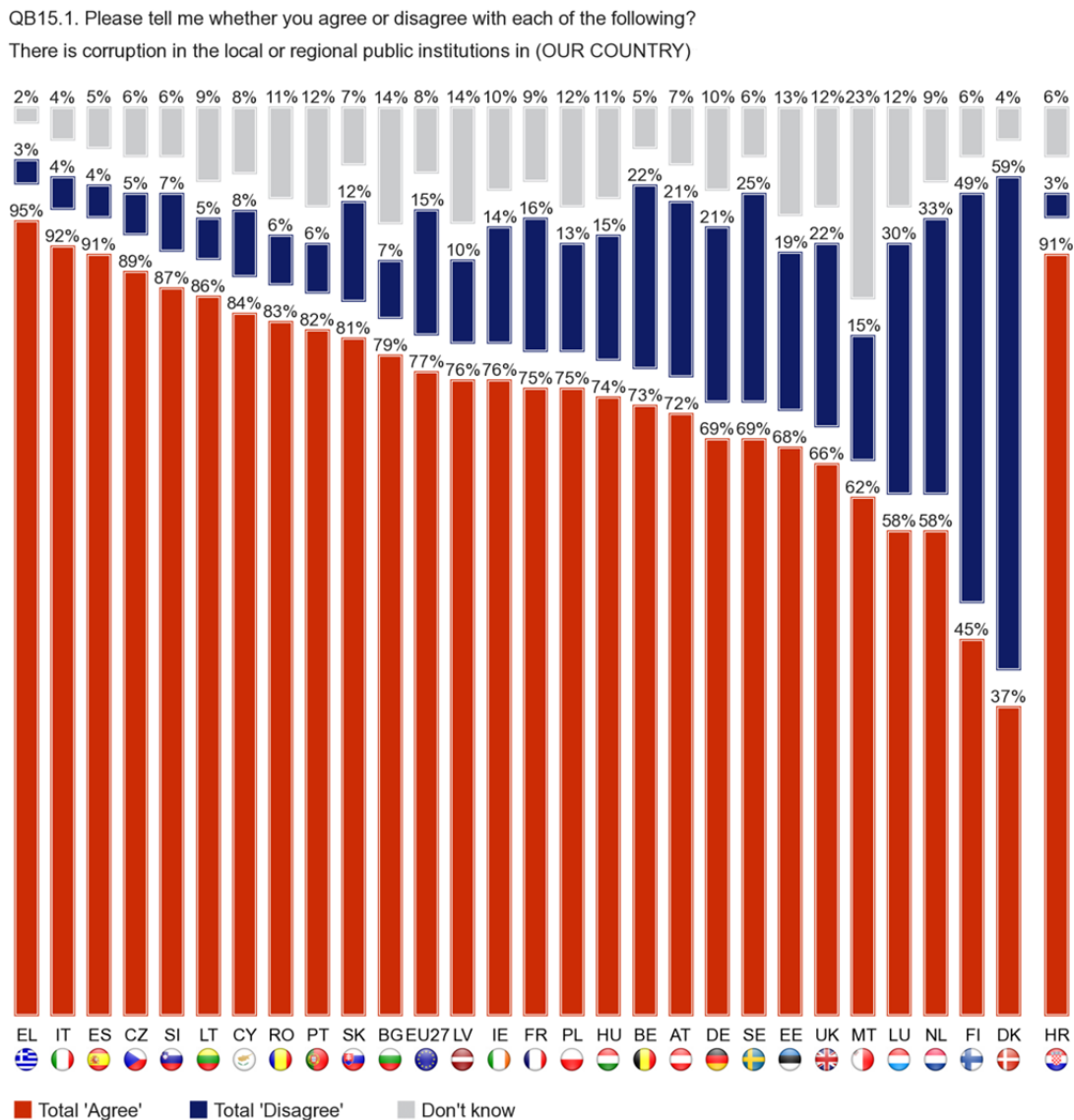
Respondents in NMS12 countries are more likely than those in EU15 countries to agree that bribery and the use of connections is often the easiest way of obtaining certain public services in their country (83% vs. 70%) and to 'totally agree' that this is often the simplest way of obtaining these services (39% vs. 29%). Respondents in EU15 countries are much more likely than those in NMS12 countries to agree that there is corruption in EU institutions (74% vs. 49%) and to 'totally agree' (33% vs. 16%). Part, though not all, of this difference is accounted for by the higher proportion of respondents in NMS12 countries answering "Don't know" on this measure (32% vs. 15% in EU15 countries).

The countries where respondents are most likely to agree that corruption is present within local or regional public institutions are Greece (95%), Italy (92%), Spain and Croatia (both 91%), the Czech Republic (89%) and Slovenia (87%). In each of these countries barring the Czech Republic at least half of respondents 'totally' agree that there is corruption within their local or regional public institutions, with the highest proportion in Spain (62%).

The countries least likely to perceive corruption as present within local or regional public institutions are Finland (45%) and Denmark (37%), the only Member States where a minority agree that corruption exists in these areas. Indeed, a third of respondents (33%) in Denmark 'totally' disagree that it is present.



Around one in four respondents in Malta (23%) and around one in seven in Bulgaria and Latvia (both 14%) say they are unsure whether corruption exists in their local or regional public institutions, compared with the EU27 average of 8%.



Differences in opinion between countries about corruption within national public institutions are similar to those concerning corruption at the local or regional level. Again, respondents in Greece are the most likely to agree that corruption is present within their national public institutions (97%), followed by those in Spain (95%), the Czech Republic (94%), Italy and Croatia (both 93%) and Slovenia (91%).

A majority of respondents in each of these countries 'totally' agree that there is corruption within their national public institutions, the highest proportion again being found in Spain (68%). Respondents in Denmark (38%) and Finland (51%) are the least likely to agree, with Denmark having a notably high proportion who 'totally' disagree that corruption is present (31%).

Some countries have seen quite large shifts in public opinion since 2011, for the most part towards more positive perceptions. Countries showing the most notable decreases in the perception that there is corruption within their national public institutions include Hungary (-14 percentage points), Austria (-12) and Lithuania (-10). Malta also records a large decline (-11), although this change is due to a marked increase in the proportion of "don't knows".

Although, as noted above, respondents in Denmark are least likely to agree that corruption is present within their national public institutions, public opinion in this regard has deteriorated more significantly in Denmark (+13 percentage points) than in most other Member States. A similar pattern can be observed in Luxembourg and the Netherlands, where the absolute level of agreement that corruption is present within national public institutions is relatively low, but where opinion has worsened significantly since 2011 (Luxembourg +14 and the Netherlands +18).

National perceptions of corruption within EU institutions differ. Here the countries where public opinion is most negative are Sweden (84%), Germany (82%) and Austria (80%). Indeed, in Sweden almost half (47%) of respondents 'totally' agree that there is corruption at this level, higher than any other country.

The countries where respondents are least likely to agree that there is corruption in EU institutions are Bulgaria, Latvia, Malta, Poland and Romania. It is the minority opinion in each of these countries and lowest in Romania (37%). A very high proportion of respondents are unable to express an opinion on this measure, with the EU27 average standing at 18%. In Bulgaria, Latvia, Malta, Portugal, Poland and Romania, an exceptionally high proportion express no opinion (ranging from 43% in Romania to 31% in Poland). Thus a better way of signposting countries with the most positive perceptions on this measure is to look at the proportions who *disagree* that there is corruption.

Disagreement is highest among respondents in Finland (26%), Hungary (24%) and Denmark (23%), followed by Belgium, Estonia, Poland, Malta, Romania, the Netherlands and Bulgaria, in each of which around one in five respondents disagree that there is corruption within EU institutions.

Some countries have seen quite large shifts in public opinion since 2011. While Hungary, Malta, Portugal and Romania show the most marked decreases in the proportion thinking that corruption is present within EU institutions, the shifts towards more positive opinions are only small in Portugal and Romania. This is because almost all of the decrease is taken up by a corresponding increase in the proportion of "don't knows": Portugal (+21 percentage points) and Romania (+15). This is similarly the case in Latvia (+14).

Thus the countries showing the greatest shifts towards more favourable perceptions are Hungary (-22 percentage points) and Malta (-21), Bulgaria (-16), Greece (-13), followed by Slovenia (-11). Where public opinion has deteriorated (only five Member States), increases are mostly small.






























Consistently with the findings on national public institutions, Denmark, Luxembourg and the Netherlands show the largest adverse shift in opinion on corruption at EU institutional level, with the largest single shift in the Netherlands (+9 points).

Only a minority of respondents across all countries agree that there is sufficient transparency and supervision of the financing of political parties in their country. Member States in which respondents have the most positive perceptions of party political financing are Denmark (41%), Finland (37%) and Sweden (36%). Those least likely to hold this belief are Greece (8%) and Bulgaria, Spain and Cyprus (all 9%).

Indeed, seven in ten respondents in Spain (71%), and more than half in Greece (56%) and Cyprus (57%), 'totally' *disagree* that there is sufficient transparency and supervision. Respondents in Bulgaria are particularly unlikely to express an opinion on this measure (21%). This is also true of respondents in Malta (25%), Romania (23%) and Luxembourg (20%).

Shifts in public opinion on this measure are, for the most part, small. The largest shifts concern a rise in agreement in Ireland (+12 percentage points) and Slovenia (+13).

QB15 Please tell me whether you agree or disagree with each of the following?  
% of Total 'Agree'

	There is corruption in the national public institutions in (OUR COUNTRY)	Diff. EB79.1 (2013) - EB76.1 (2011)	There is corruption within the institutions of the EU	Diff. EB79.1 (2013) - EB76.1 (2011)	There is sufficient transparency and supervision of the financing of political parties in (OUR COUNTRY)	Diff. EB79.1 (2013) - EB76.1 (2011)
 EU27	80%	<b>+1</b>	70%	<b>-3</b>	22%	<b>=</b>
 BE	74%	<b>-1</b>	71%	<b>-6</b>	33%	<b>+5</b>
 BG	82%	<b>-7</b>	41%	<b>-16</b>	9%	<b>+1</b>
 CZ	94%	<b>-1</b>	69%	<b>-7</b>	12%	<b>=</b>
 DK	38%	<b>+13</b>	69%	<b>+4</b>	41%	<b>+7</b>
 DE	74%	<b>+4</b>	82%	<b>+1</b>	23%	<b>-2</b>
 EE	74%	<b>-2</b>	50%	<b>-9</b>	16%	<b>+2</b>
 IE	76%	<b>-8</b>	68%	<b>-1</b>	30%	<b>+12</b>
 EL	97%	<b>-2</b>	68%	<b>-13</b>	8%	<b>+1</b>
 ES	95%	<b>+2</b>	74%	<b>-9</b>	9%	<b>=</b>
 FR	76%	<b>-4</b>	70%	<b>-3</b>	19%	<b>=</b>
 IT	93%	<b>-2</b>	75%	<b>+2</b>	22%	<b>+2</b>
 CY	88%	<b>-3</b>	66%	<b>-3</b>	9%	<b>-2</b>
 LV	81%	<b>-9</b>	49%	<b>-14</b>	15%	<b>+1</b>
 LT	84%	<b>-10</b>	60%	<b>-5</b>	17%	<b>+5</b>
 LU	61%	<b>+14</b>	73%	<b>+5</b>	23%	<b>-6</b>
 HU	72%	<b>-14</b>	52%	<b>-22</b>	20%	<b>+2</b>
 MT	69%	<b>-11</b>	39%	<b>-21</b>	16%	<b>+2</b>
 AT	73%	<b>-12</b>	80%	<b>-7</b>	24%	<b>-4</b>
 NL	57%	<b>+18</b>	69%	<b>+9</b>	27%	<b>-6</b>
 PL	78%	<b>+5</b>	48%	<b>-4</b>	27%	<b>-1</b>
 PT	86%	<b>-5</b>	59%	<b>-25</b>	14%	<b>-6</b>
 RO	82%	<b>-7</b>	37%	<b>-19</b>	20%	<b>+4</b>
 SI	91%	<b>-6</b>	68%	<b>-11</b>	22%	<b>+13</b>
 SK	86%	<b>-6</b>	67%	<b>-3</b>	19%	<b>+7</b>
 FI	51%	<b>+1</b>	64%	<b>-3</b>	37%	<b>-1</b>
 SE	67%	<b>+3</b>	84%	<b>-1</b>	36%	<b>-3</b>
 UK	72%	<b>-1</b>	74%	<b>=</b>	30%	<b>+2</b>
 HR	93%	<b>*</b>	60%	<b>*</b>	27%	<b>*</b>

\*This question was not asked in Croatia in the last survey

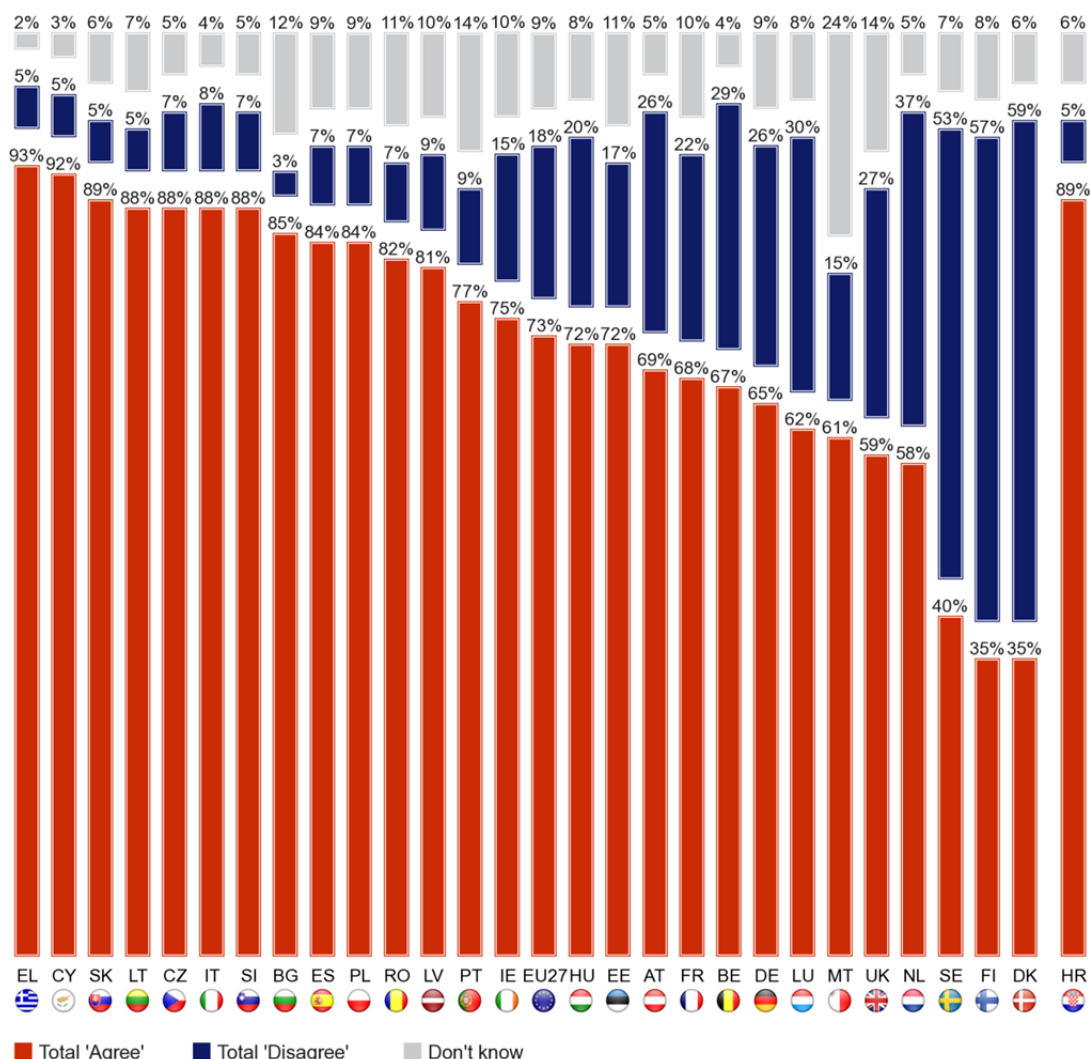
In 24 of the 27 Member States, and in Croatia, the majority of respondents agree that bribery and the use of connections is often the easiest way to obtain certain public services. The three exceptions, where only a minority agree, are Sweden (40%), and Denmark and Finland (both 35%). Indeed, over a third of respondents in Denmark (35%) 'totally' disagree that such methods are the easiest way to obtain services, as do somewhat lower proportions in Sweden (27%) and Finland (22%).

The belief that bribery and the use of connections is often the easiest method for obtaining some public services is most widespread in Greece (93%) and Cyprus (92%), followed by Slovakia, Croatia (both 89%) and Lithuania, the Czech Republic, Italy and Slovenia (all 88%). At least eight in ten respondents also agree in Bulgaria, Spain, Poland, Romania and Latvia. In four countries the majority of respondents 'totally' agree that such methods are often the easiest ways of obtaining certain public services: Cyprus (64%), Slovenia (58%), Croatia (53%) and Lithuania (51%).

Once again, Malta has the highest proportion of respondents saying that they "don't know" (24%), more than twice the EU27 average of 9%.

QB15.11. Please tell me whether you agree or disagree with each of the following?

Bribery and the use of connections is often the easiest way to obtain certain public services in (OUR COUNTRY)



The most notable differences between different socio-demographic groups in terms of attitudes towards corruption in public institutions are summarised below.

In terms of education, those who left education aged 20 or over tend to have more positive perceptions, in particular when compared with those who left education aged 15 or below:

- among those who left education aged 20+, 66% agree that bribery and the use of connections is often the easiest way to obtain certain public services in their country, and 28% disagree, compared with 76% and 12% respectively among those who left education aged 15 or below
- among those who left education aged 20+, 76% agree that there is corruption in the national public institutions in their country, and 18% disagree, compared with 82% and 8% respectively among those who left education aged 15 or below

In terms of occupation, managers and students tend to have more positive perceptions, in particular when compared with those who are unemployed:

- 69% of managers agree that there is corruption in the local or regional public institutions in their country, and 24% disagree, compared with 82% and 10% respectively among the unemployed
- 60% of managers agree that bribery and the use of connections is often the easiest way to obtain certain public services in their country, and 34% disagree, compared with 79% and 14% respectively among the unemployed
- 63% of students agree that there is corruption in the institutions of the EU, and 20% disagree, compared with 73% and 9% respectively among the unemployed
- 30% of students agree that there is sufficient transparency and supervision of the financing of political parties in their country, and 55% disagree, compared with 20% and 70% respectively among the unemployed
- both managers (73% agree, 21% disagree) and students (71% agree and 19% disagree) are less likely than the unemployed (85% agree and 9% disagree) to think there is corruption in the national public institutions in their country

In terms of perceived difficulty paying bills, respondents who say they almost never have difficulty tend to have more positive attitudes, particularly when compared with those who say they find it difficult to pay bills most of the time:

- 73% of those who say they almost never struggle to pay bills agree that there is corruption in the local or regional public institutions in their country, and 18% disagree, compared with 85% and 8% respectively among those who say they struggle to pay bills most of the time
- 76% of those who say they almost never struggle with paying bills agree that there is corruption in the national public institutions in their country, and 15% disagree, compared with 87% and 6% respectively among those who say they struggle to pay bills most of the time
- 69% of those who say they almost never struggle with paying bills agree that bribery and the use of connections is often the easiest way to obtain certain public services in their country, and 22% disagree, compared with 81% and 11% respectively among those who say they find it difficult to pay bills most of the time

There are also predictable differences in attitudes on these measures according to the experience of corruption that respondents report in the survey. The most marked differences are:

- In the proportions of those who have experienced or witnessed corruption, and those who have not, who agree that:

- there is corruption in the local or regional public institutions in their country (experienced 88%, witnessed 90%, neither 75%)
- there is corruption in the national public institutions in their country (experienced 89%, witnessed 90%, neither 78%)
- bribery and the use of connections is often the easiest way to obtain certain public services (experienced 87%, witnessed 84%, neither 71%)
- In the proportions of those who say they are personally affected by corruption in their daily lives, and those who are not, who agree that:
  - there is corruption in the local or regional public institutions in their country (affected 93%, not affected 71%)
  - there is corruption in the national public institutions in their country (affected 94%, not affected 75%)
  - bribery and the use of connections is often the easiest way to obtain certain public services (affected 89%, not affected 68%)
- In the proportions of those who say they know someone who has taken bribes, and those who do not, who agree that:
  - there is corruption in the local or regional public institutions in their country (knows someone who has taken bribes 90%, does not know someone who has taken bribes 74%)
  - there is corruption in the national public institutions in their country (knows someone who has taken bribes 90%, does not know someone who has taken bribes 77%)
  - bribery and the use of connections is often the easiest way to obtain certain public services (knows someone who has taken bribes 84%, does not know someone who has taken bribes 71%)
  - there is sufficient transparency and supervision of the financing of political parties in their country (knows someone who has taken bribes 77%, does not know someone who has taken bribes 66%)



In contrast to the findings reported above, respondents who have experienced corruption are less likely than those who have witnessed corruption or have neither witnessed nor experienced it to perceive EU institutions to be corrupt:

- experienced: 67% agree and 20% disagree that there is corruption in the institutions of the EU
- witnessed: 74% agree and 11% disagree
- neither experienced nor witnessed: 69% agree and 12% disagree

QB15 Please tell me whether you agree or disagree with each of the following?

	There is corruption in the local or regional public institutions in (OUR COUNTRY)		There is corruption in the national public institutions in (OUR COUNTRY)		There is corruption within the institutions of the EU		Bribery and the use of connections is often the easiest way to obtain certain public services in (OUR COUNTRY)		There is sufficient transparency and supervision of the financing of political parties in (OUR COUNTRY)	
	Total 'Agree'	Total 'Disagree'	Total 'Agree'	Total 'Disagree'	Total 'Agree'	Total 'Disagree'	Total 'Agree'	Total 'Disagree'	Total 'Agree'	Total 'Disagree'
EU27	77%	15%	80%	12%	70%	12%	73%	18%	22%	67%
<b>Education (End of)</b>										
15-	79%	10%	82%	8%	68%	9%	76%	12%	20%	67%
16-19	79%	12%	82%	10%	71%	11%	77%	15%	21%	69%
20+	74%	20%	76%	18%	69%	15%	66%	28%	22%	70%
Still studying	71%	19%	71%	19%	63%	20%	68%	21%	30%	55%
<b>Respondent occupation scale</b>										
Self-employed	82%	13%	84%	11%	71%	15%	74%	20%	20%	74%
Managers	69%	24%	73%	21%	70%	16%	60%	34%	23%	69%
Other white collars	80%	13%	81%	12%	71%	13%	76%	17%	24%	70%
Manual workers	79%	14%	82%	11%	73%	11%	76%	16%	21%	68%
House persons	78%	11%	82%	8%	65%	10%	77%	14%	22%	63%
Unemployed	82%	10%	85%	9%	73%	9%	79%	14%	20%	70%
Retired	75%	14%	77%	11%	67%	10%	72%	16%	20%	67%
Students	71%	19%	71%	19%	63%	20%	68%	21%	30%	55%
<b>Difficulties paying bills</b>										
Most of the time	85%	8%	87%	6%	71%	9%	81%	11%	17%	73%
From time to time	82%	11%	83%	10%	69%	13%	79%	14%	22%	68%
Almost never	73%	18%	76%	15%	69%	13%	69%	22%	23%	66%
<b>Experienced or witnessed corruption</b>										
Yes, experienced	88%	9%	89%	8%	67%	20%	87%	10%	20%	73%
Yes, witnessed	90%	7%	90%	6%	74%	11%	84%	12%	18%	76%
No	75%	16%	78%	13%	69%	12%	71%	20%	23%	66%
<b>Personally affected by corruption in daily life</b>										
Agree	93%	4%	94%	4%	76%	9%	89%	7%	24%	71%
Disagree	71%	20%	75%	16%	68%	14%	68%	24%	22%	67%
<b>You know someone who takes bribes</b>										
Yes	90%	7%	90%	7%	74%	11%	84%	13%	17%	77%
No	74%	16%	77%	14%	69%	13%	71%	20%	23%	66%

## 2. CORRUPTION IN BUSINESS

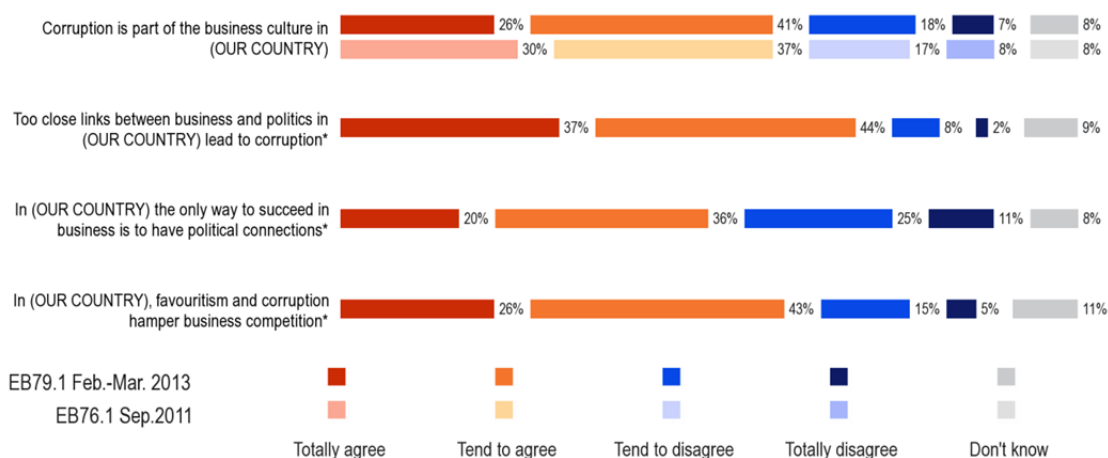
This section focuses on Europeans’ perceptions of corruption within business in their country. It examines how much Europeans agree or disagree that corruption is part of their national business culture; that it is caused by links between business and politics being too close; that the only way to be successful in business is with political connections; and that favouritism and corruption hinder competition in business.

### Most Europeans think corruption is part of their national business culture, is caused by close links between business and politics and hinders business competition

Eight in ten Europeans (81%) agree that too-close links between business and politics in their country lead to corruption, with almost two-fifths ‘totally’ agreeing (37%). Seven in ten Europeans (69%) agree that favouritism and corruption hinder business competition, with a quarter (26%) saying that they ‘totally’ agree this to be the case. A similar proportion (67%) agree that corruption is part of the business culture in their country, and a quarter (26%) again say that they ‘totally’ agree. Europeans are somewhat less likely to agree that the only way to succeed in business in their country is through political connections, although the majority (56%) still hold this view, with one in five (20%) ‘totally’ agreeing.

On the one measure where trend analysis with 2011 is possible, results in 2013 suggest that Europeans have slightly more positive views on the extent of corruption within business. While the proportion of Europeans who agree that corruption is part of the business culture in their country remains unchanged, the strength of this opinion has weakened a little, with a drop in the proportion who totally agree (-4 percentage points from 30% to 26%) and a corresponding increase in the proportion saying they tend to agree that corruption is part of the business culture (+4 from 37% to 41%).

QB15. Please tell me whether you agree or disagree with each of the following?



\*This item was not asked in 2011

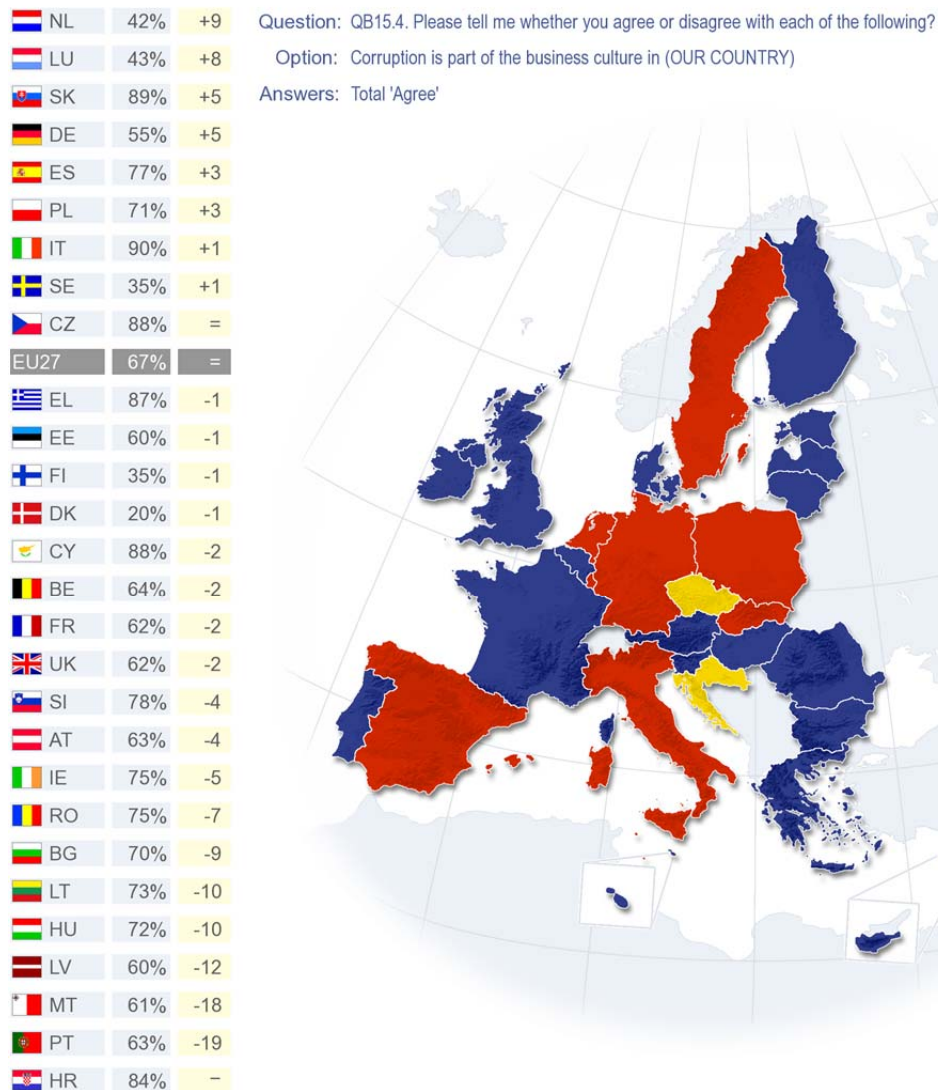


Respondents in NMS12 countries are more likely than those in EU15 countries to agree that the only way to succeed in business is via political connections (67% vs. 53%) and to 'totally agree' this is the only way to be successful (26% vs. 18%), that favouritism and corruption in their country hamper business competition (77% vs. 67%) and to 'totally agree' this happens (31% vs. 24%), and that corruption is part of their country's business culture (74% vs. 65%).

National patterns of opinion on corruption within the business culture broadly resemble perceptions that bribery and the use of connections are the easiest way to obtain public services. Thus, those countries where respondents are most likely to agree that corruption is part of the business culture include Italy (90%), Slovakia (89%), the Czech Republic and Cyprus (both 88%), Greece (87%), Croatia (84%) and Slovenia (78%). Similarly, the three countries where respondents are least likely to think that corruption is part of their business culture are Denmark (20%) and Sweden and Finland (both 35%). It is the minority view in a further two countries: the Netherlands (42%) and Luxembourg (43%).

A few countries show shifts towards more adverse public opinion since 2011 on this measure. Such changes are, for the most part, small, with the exception of the Netherlands (+9 percentage points) and Luxembourg (+8). Some countries have seen quite a marked drop in the proportion of respondents who agree that corruption is part of the business culture. Again, in some countries there has been a marked increase in the proportion of respondents unable to express an opinion on whether corruption is part of the business culture in their country.

Thus a decrease in the proportion who agree does not always reflect a shift towards more positive public opinion. In those countries where the proportion saying that they agree has dropped most markedly, the largest improvement in opinion (taking into account any increase in "don't knows") is in Malta (-18 percentage points) and Hungary (-10), followed by Portugal (-19).



Evolution since 2011

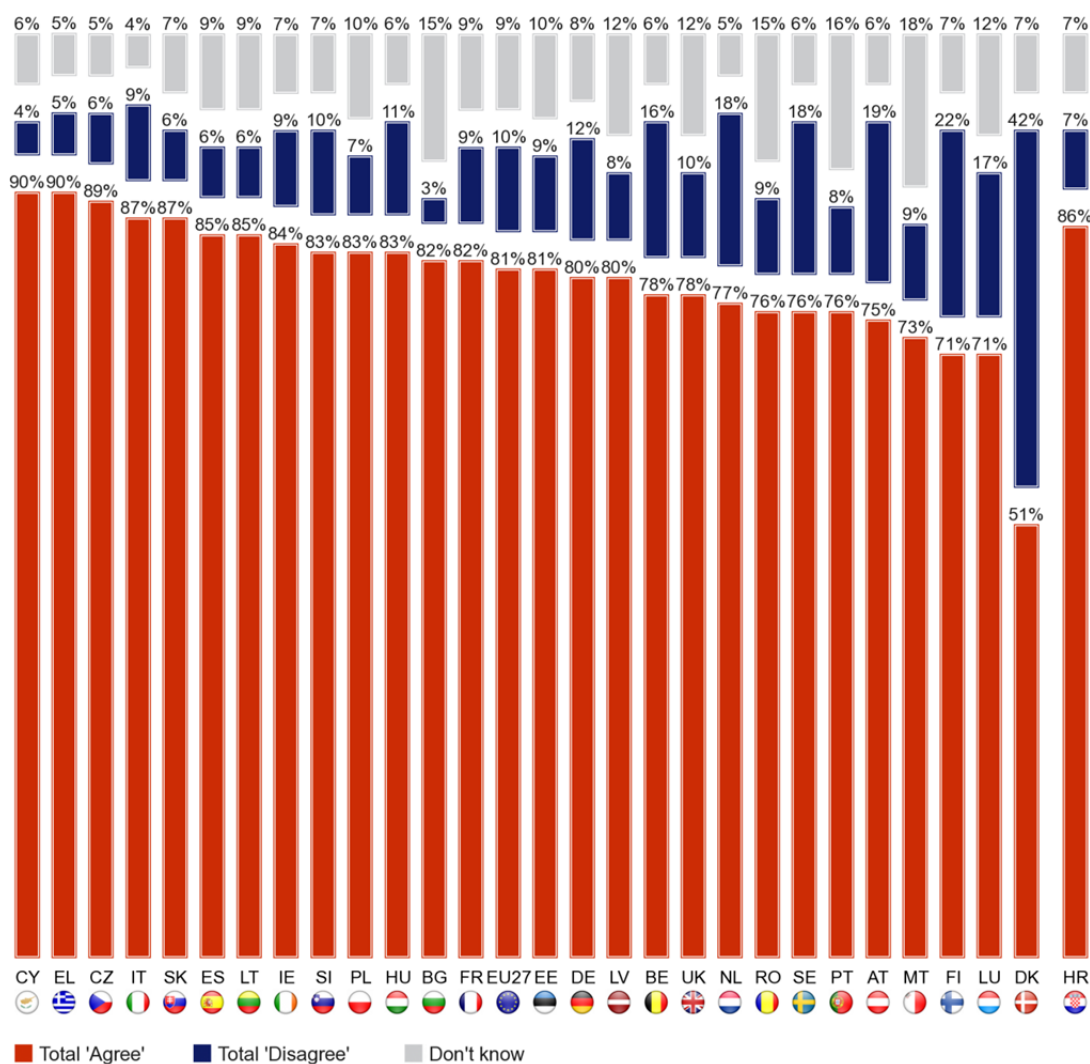
In all 27 Member States, and in Croatia, the majority of respondents think that the close links between business and politics in their country lead to corruption. This opinion is strongest in Greece and Cyprus, where nine in ten respondents agree (both 90%). There are two countries where the majority 'totally' agree: Cyprus (60%) and Spain (54%), and a further two in which around half of respondents do so: Slovenia (50%), Italy (48%), Lithuania (47%) and the Czech Republic (45%).

Respondents in Denmark are least likely to think that close links between business and politics cause corruption (51%). Indeed, just over two-fifths (42%) of respondents in Denmark *disagree* that this is the case, almost twice as many as in any other country.

Consistently with findings on some of the measures already reported, Malta has a very high proportion of respondents unable to express an opinion on this measure (18%), along with Portugal (16%), Romania and Bulgaria (both 15%).

QB15.10. Please tell me whether you agree or disagree with each of the following?

Too close links between business and politics in (OUR COUNTRY) lead to corruption



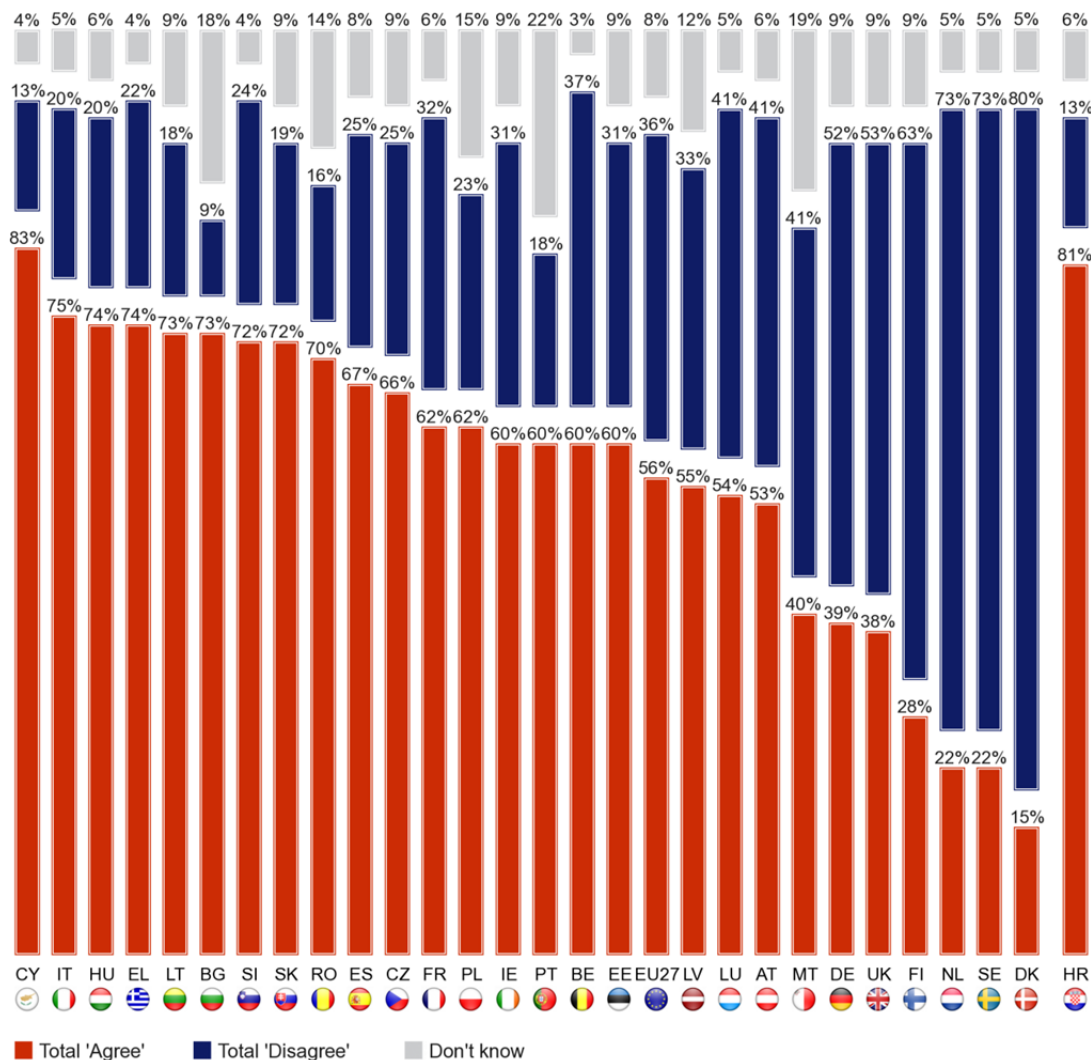
In 20 of the 27 Member States, and in Croatia, the majority of respondents agree that the only way to succeed in business in their country is with political connections. The exceptions, where a minority of respondents agree, are Malta (40%), Germany (39%), the UK (38%), Finland (28%), the Netherlands and Sweden (both 22%), and Denmark (15%).

In Denmark a majority of respondents 'totally' disagree (54%), with a somewhat lower proportion doing so in Sweden (46%) – both significantly higher proportions than in any other country. In Malta, once again, a markedly high proportion of respondents cannot answer (19%). The belief that political connections are needed is strongest in Cyprus (83%) and Croatia (81%). Around three-quarters of respondents hold this view in Italy (75%), Hungary and Greece (both 74%), and at least seven in ten agree in Lithuania and Bulgaria (both 73%), Slovenia and Slovakia (both 72%) and Romania (70%). Cyprus is the only country where the majority of respondents (53%) 'totally' agree that political connections are needed for business success.

Malta (19%), Bulgaria (18%) and Portugal (22%) all have a high proportion of respondents unable to express an opinion on this measure.

QB15.13. Please tell me whether you agree or disagree with each of the following?

In (OUR COUNTRY) the only way to succeed in business is to have political connections

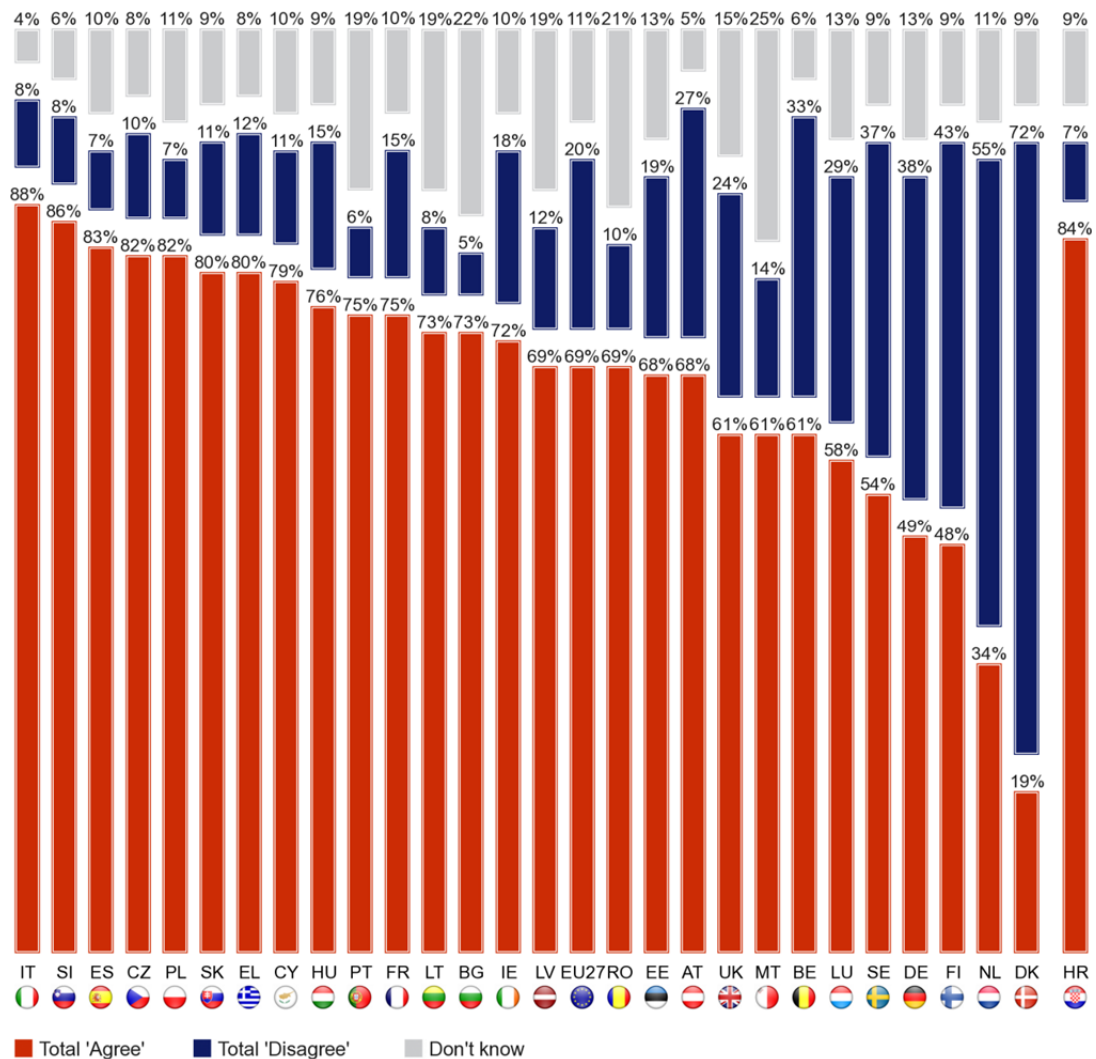


In 23 of the 27 Member States, and in Croatia, the majority of respondents think that favouritism and corruption hinder business competition. The exceptions, where a minority of respondents agree, are Germany (49%), Finland (48%), the Netherlands (34%) and Denmark (19%). In Denmark almost half of all respondents ‘totally’ disagree (47%). The belief that favouritism and corruption hamper business competition is strongest in Italy (88%), Slovenia (86%), Croatia (84%), Spain (83%), the Czech Republic and Poland (both 82%), and Slovakia and Greece (both 80%).

In Malta, once again, a strikingly high proportion of respondents say that they “don’t know” if favouritism and corruption hamper business competition (25%, compared with the EU27 average of 11%). Other countries where particularly high proportions express no opinion include Portugal, Latvia and Lithuania (all 19%), Bulgaria (22%) and Romania (21%).



QB15.14. Please tell me whether you agree or disagree with each of the following?  
 In (OUR COUNTRY), favouritism and corruption hamper business competition



The differences between different socio-demographic groups in terms of attitudes towards corruption in business broadly reflect those reported above in relation to corruption in institutions. There are large differences in opinion in relation to three of the four statements (corruption is part of the business culture; the only way to succeed in business in their country is to have political connections; favouritism and corruption hamper business competition), although the differences are much smaller in relation to the view that too-close links between business and politics lead to corruption.

In terms of education, those who left education aged 20 or over tend to have more positive perceptions, in particular when compared with those who left education aged 15 or below:

- among those who left education aged 20+, 61% agree that corruption is part of the business culture in their country, and 33% disagree, compared with 72% and 16% respectively among those who left education aged 15 or below

- among those who left education aged 20+, 51% agree that the only way to succeed in business in their country is to have political connections, and 44% disagree, compared with 63% and 25% respectively among those who left education aged 15 or below
- among those who left education aged 20+, 66% agree that favouritism and corruption hamper business competition, and 27% disagree, compared with 71% and 13% respectively among those who left education aged 15 or below

In terms of occupation, managers and students tend to have more positive perceptions, in particular when compared with those who are unemployed:

- both managers (58% agree) and students (56%) are less likely than the unemployed (73%) to agree that corruption is part of the business culture in their country
- both managers (43% agree, 52% disagree) and students (47% agree, 43% disagree) are less likely than the unemployed (65% agree, 27% disagree) to think the only way to succeed in business in their country is to have political connections
- both managers (59% agree, 35% disagree) and students (62% agree, 25% disagree) are less likely than the unemployed (77% agree, 14% disagree) to think that favouritism and corruption hamper business competition

In terms of perceived difficulty paying bills, those who say they almost never have difficulty tend to have more positive attitudes, particularly when compared with those who say they find it difficult to pay bills most of the time:

- 63% of those who say they almost never struggle paying bills agree that corruption is part of the business culture in their country, compared with 78% of those who say they find it difficult to pay bills most of the time
- 50% of those who say they almost never struggle paying bills agree that the only way to succeed in business in their country is to have political connections, and 42% disagree, compared with 68% and 23% respectively of those who say they find it difficult to pay bills most of the time
- 64% of those who say they almost never struggle paying bills agree that favouritism and corruption hamper business competition in their country, and 25% disagree, compared with 80% and 10% respectively of those who say they find it difficult to pay bills most of the time



There are again differences in attitudes on these issues according to the experience of corruption that respondents report in the survey. The most marked differences are:

- In the proportions of those who have experienced or witnessed corruption, and those who have not, who agree that:
  - corruption is part of the business culture in their country (experienced 82%, witnessed 82%, neither 66%)
  - the only way to succeed in business in their country is to have political connections (experienced 71%, witnessed 67%, neither 54%)
  - favouritism and corruption hamper business competition in their country (experienced 81%, witnessed 82%, neither 67%)
- In the proportions of those who say they are personally affected by corruption in their daily lives, and those who are not, who agree that:
  - corruption is part of the business culture in their country (affected 88%, not affected 60%)
  - the only way to succeed in business in their country is to have political connections (affected 75%, not affected 49%)
  - favouritism and corruption hamper business competition in their country (affected 87%, not affected 64%)
- In the proportions of those who say they know someone who has taken bribes, and those who do not, who agree that:
  - corruption is part of the business culture in their country (knows someone who has taken bribes 80%, does not know someone who has taken bribes 65%)
  - the only way to succeed in business in their country is to have political connections (knows someone who has taken bribes 67%, does not know someone who has taken bribes 53%)
  - favouritism and corruption hamper business competition in their country (knows someone who has taken bribes 80%, does not know someone who has taken bribes 67%)

QB15 Please tell me whether you agree or disagree with each of the following?

	Corruption is part of the business culture in (OUR COUNTRY)		In (OUR COUNTRY) the only way to succeed in business is to have political connections		In (OUR COUNTRY), favouritism and corruption hamper business competition	
	Total 'Agree'	Total 'Disagree'	Total 'Agree'	Total 'Disagree'	Total 'Agree'	Total 'Disagree'
EU27	67%	25%	56%	36%	69%	20%
<b>Education (End of)</b>						
15-	72%	16%	63%	25%	71%	13%
16-19	72%	21%	58%	34%	71%	18%
20+	61%	33%	51%	44%	66%	27%
Still studying	56%	32%	47%	43%	62%	25%
<b>Respondent occupation scale</b>						
Self-employed	72%	24%	56%	40%	74%	22%
Managers	58%	37%	43%	52%	59%	35%
Other white collars	70%	25%	55%	39%	71%	22%
Manual workers	71%	22%	60%	32%	73%	16%
House persons	73%	16%	59%	30%	68%	16%
Unemployed	73%	19%	65%	27%	77%	14%
Retired	65%	23%	56%	33%	67%	17%
Students	56%	32%	47%	43%	62%	25%
<b>Difficulties paying bills</b>						
Most of the time	78%	14%	68%	23%	80%	10%
From time to time	73%	19%	63%	29%	74%	15%
Almost never	63%	29%	50%	42%	64%	25%
<b>Experienced or witnessed corruption</b>						
Yes, experienced	82%	14%	71%	26%	81%	13%
Yes, witnessed	82%	15%	67%	30%	82%	13%
No	66%	26%	54%	37%	67%	21%
<b>Personally affected by corruption in daily life</b>						
Agree	88%	8%	75%	20%	87%	7%
Disagree	60%	32%	49%	43%	64%	25%
<b>You know someone who takes bribes</b>						
Yes	80%	17%	67%	30%	80%	15%
No	65%	26%	53%	38%	67%	21%

### 3. DEALING WITH CORRUPTION

The final section of this chapter looks at Europeans' views on how corruption is dealt with at national and EU level, examining opinions of the effectiveness and impartiality of the judicial system in their country in discouraging corrupt behaviour, and attitudes towards the effectiveness of the efforts of their own government and of EU institutions to combat corruption.

**On balance, Europeans do not tend to think that the efforts of their own government and judicial system, or those of EU institutions, are successful at addressing corruption or that measures are applied impartially**

The majority of Europeans disagree that their government's efforts are effective in tackling corruption (66%, with 28% 'totally' disagreeing); that there are enough successful prosecutions in their country to deter people from corrupt practices (62%, with 29% 'totally' disagreeing); that EU institutions help in reducing corruption (52%, with 21% 'totally' disagreeing); and that measures taken in their country to combat corruption are applied impartially and without ulterior motives (51%, with 20% 'totally' disagreeing).

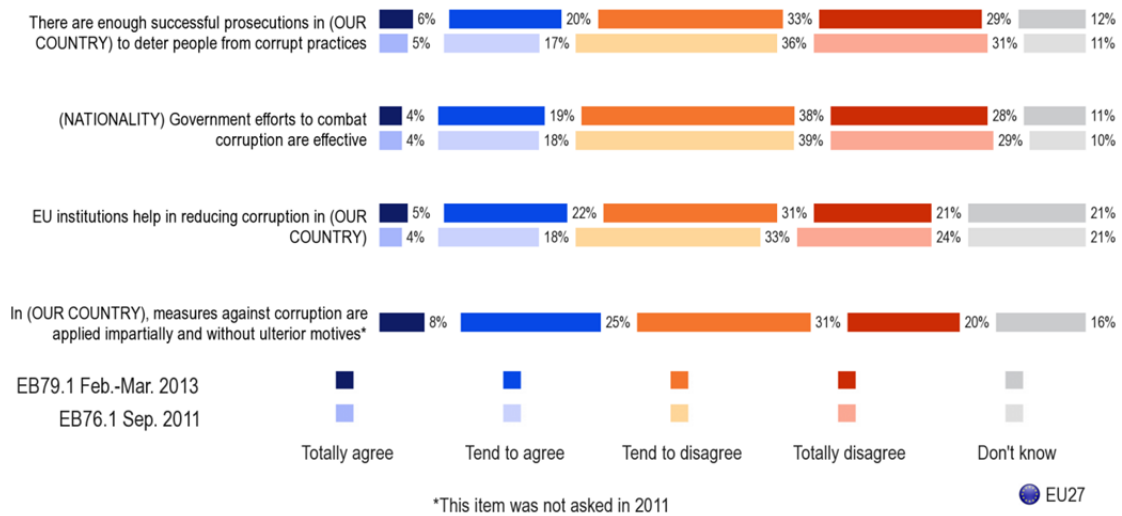
Again, a minority of Europeans are unable to express an opinion on each of these measures. Earlier (Chapter II.1) it was reported that a notably high proportion of those surveyed were unable to give an opinion on corruption within EU institutions (18%). A broadly similar proportion (21%) say that they 'don't know' if EU institutions help in reducing corruption, supporting the notion that Europeans may not feel as knowledgeable about the 'international' picture as they do about matters within their own country. Europeans are also less likely to express a view on whether the measures that their country takes to fight corruption are applied impartially and without ulterior motives (16%) than on any other statement reported in this chapter.

Consistently with findings reported in the earlier sections of this chapter, Europeans have slightly more positive views on how corruption is dealt with than in 2011<sup>17</sup>. This is most notable in the areas of prosecutions and the role of EU institutions in tackling corruption. There has been an increase in the proportion of Europeans thinking that there are enough successful prosecutions in their country to deter people from corrupt practices (+4 points, from 22% in 2011 to 26%) and in the proportion agreeing that EU institutions help in reducing corruption in their country (+5 points, from 22% in 2011 to 27%).

---

<sup>17</sup> Results across both waves are similar for "There is sufficient transparency and supervision of the financing of political parties in (OUR COUNTRY)"

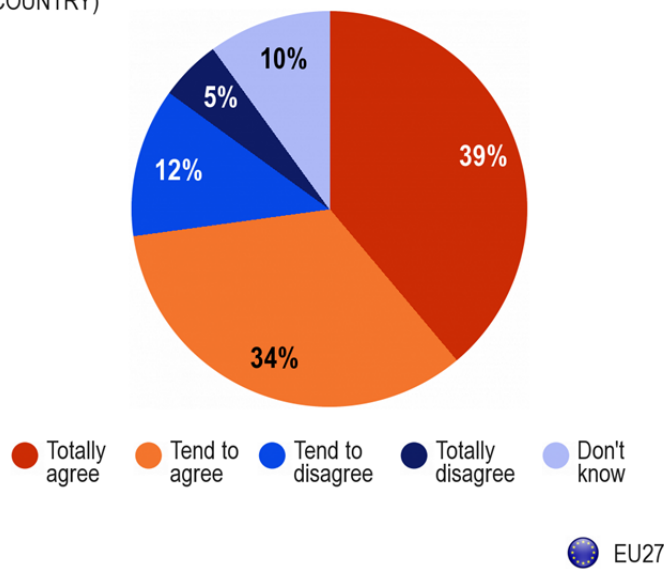
QB15. Please tell me whether you agree or disagree with each of the following?



Almost three-quarters of Europeans (73%) agree that high-level corruption cases are not pursued sufficiently in their country, with two-fifths (39%) saying they ‘totally agree’.

QB15.7. Please tell me whether you agree or disagree with each of the following?

High-level corruption cases are not pursued sufficiently in (OUR COUNTRY)



Respondents in NMS12 countries have very similar views to those in EU15 countries on the effectiveness of government efforts, successful prosecutions and the pursuit of high-level corruption cases in dealing with corruption. Respondents in NMS12 countries are more likely than those in EU15 countries to agree that the EU institutions are helpful in reducing corruption within their country (37% vs. 24%), driven by a higher proportion of respondents who say that they 'tend to agree' (31% vs. 20%).

While the level of agreement regarding the impartiality of measures against corruption are similar in EU15 and NMS12 countries, respondents in EU15 countries are more likely to *disagree* that such measures are applied impartially (52% vs. 46% in NMS12 countries), with respondents in NMS12 countries slightly more likely to be unable to express an opinion on this measure (21% vs. 15% in EU15 countries).

There are variations between countries, although differences tend to be less marked than those seen on other measures reported in this chapter.

The view that there are sufficient prosecutions to deter people from corrupt practices is most widespread in Finland (50%), followed by Belgium (40%), and Estonia, Austria and the Netherlands (all 39%); and least widespread in Bulgaria (9%), Spain (10%), Slovenia (12%), Cyprus (14%), the Czech Republic (15%), Greece (16%) and Portugal (17%).

The view that government efforts are effective at tackling corruption is most prevalent in Denmark (54%), followed by Finland (47%) and Belgium (40%). The countries with the least positive opinions on government efforts are the same as those with the poorest perceptions of prosecution success, with the addition of Latvia: Slovenia (10%), Spain (11%), Czech Republic and Cyprus (both 12%), Greece and Latvia (both 14%), Portugal (15%) and Bulgaria (16%).

The national picture is different in terms of opinions on the role EU institutions play in reducing corruption. The countries most likely to agree that EU institutions are effective are Croatia (51%), Belgium (42%), Poland (41%), Hungary and Malta (both 39%), and Romania (38%). Countries where respondents hold the least positive perceptions are Sweden (18%), the UK (20%), Spain and France (both 22%), Germany, Portugal and Slovenia (all 23%) and the Netherlands (24%).






























Some countries have seen quite large shifts in public opinion since 2011, for the most part towards more positive perceptions. The countries showing the most notable improvements are:

- Romania and Malta in relation to prosecutions, with Romania showing the largest increase (+13 percentage points)
- Romania and Belgium in relation to government efforts (both +11)
- Belgium, Malta, Ireland and Finland on perceptions of the role EU institutions play in tackling corruption, with Belgium showing the largest increase (+12)



The only country where respondents are much less likely to be positive is Bulgaria in relation to attitudes towards government and EU institutional efforts in reducing corruption (-13 and -10 percentage points, respectively), although it should be noted that the proportions of respondents in Bulgaria unable to express an opinion on each of these measures has increased since 2011 (+7 and +8), so shifts towards more adverse perceptions of efforts at these levels are small.

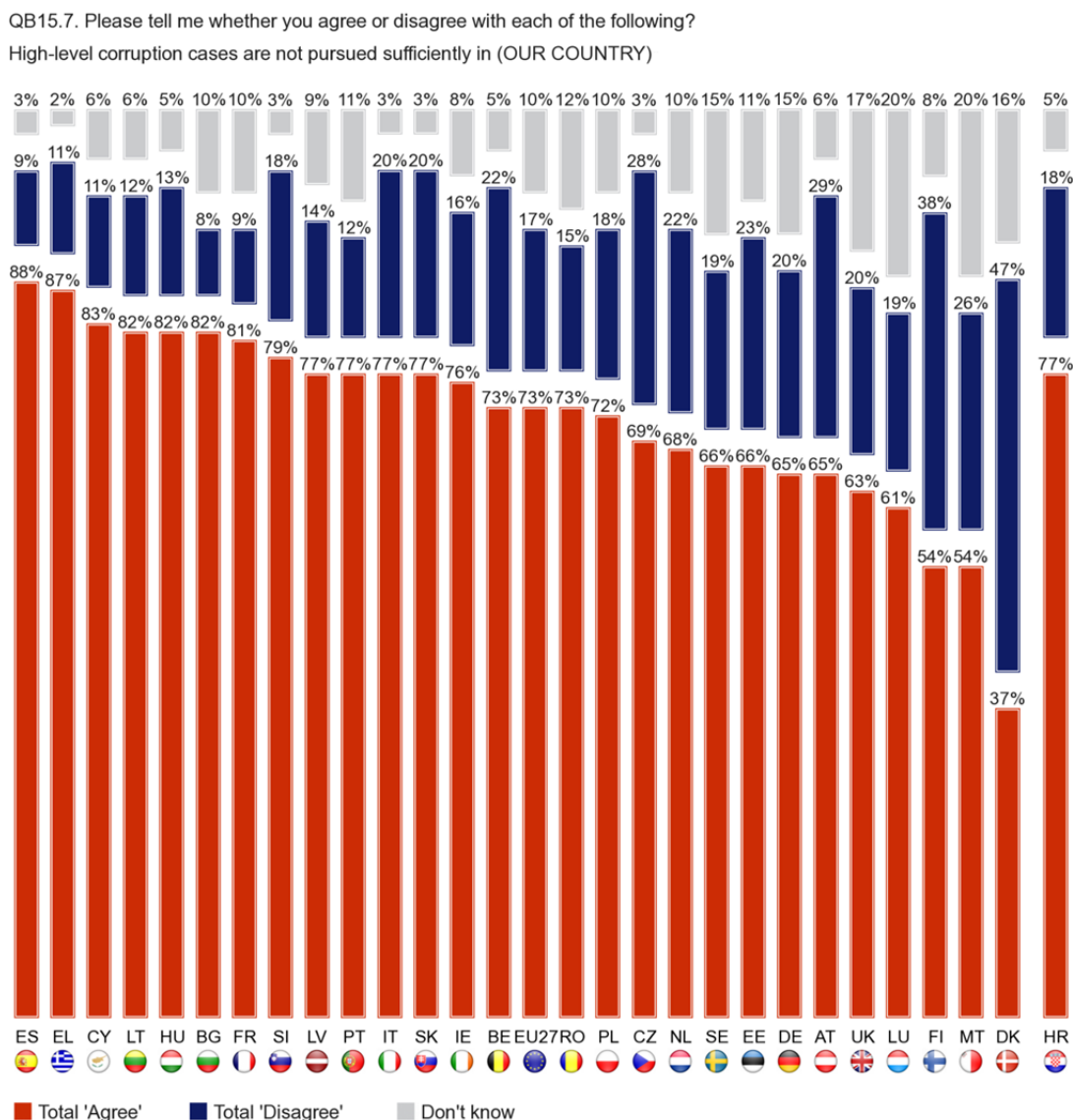
QB15 Please tell me whether you agree or disagree with each of the following?  
% of Total 'Agree'

	There are enough successful prosecutions in (OUR COUNTRY) to deter people from corrupt practices	Diff. EB79.1 (2013) - EB76.1 (2011)	(NATIONALITY) Government efforts to combat corruption are effective	Diff. EB79.1 (2013) - EB76.1 (2011)	EU institutions help in reducing corruption in (OUR COUNTRY)	Diff. EB79.1 (2013) - EB76.1 (2011)
 EU27	26%	<b>+4</b>	23%	<b>+1</b>	27%	<b>+5</b>
 BE	40%	<b>+9</b>	40%	<b>+11</b>	42%	<b>+12</b>
 BG	9%	<b>-3</b>	16%	<b>-13</b>	36%	<b>-10</b>
 CZ	15%	<b>+3</b>	12%	<b>+1</b>	26%	<b>+7</b>
 DK	29%	<b>-7</b>	54%	<b>+5</b>	27%	<b>+9</b>
 DE	30%	<b>+9</b>	24%	<b>+2</b>	23%	<b>+3</b>
 EE	39%	<b>-4</b>	30%	<b>-2</b>	35%	<b>+7</b>
 IE	24%	<b>+8</b>	24%	<b>+6</b>	33%	<b>+11</b>
 EL	16%	<b>+6</b>	14%	<b>+1</b>	32%	<b>-2</b>
 ES	10%	<b>-8</b>	11%	<b>-3</b>	22%	<b>-1</b>
 FR	21%	<b>+6</b>	19%	<b>+4</b>	22%	<b>+4</b>
 IT	27%	<b>+5</b>	22%	<b>+1</b>	28%	<b>+4</b>
 CY	14%	<b>-3</b>	12%	<b>-6</b>	27%	<b>-2</b>
 LV	22%	<b>+5</b>	14%	<b>+3</b>	26%	<b>+5</b>
 LT	26%	<b>+5</b>	17%	<b>+3</b>	27%	<b>+1</b>
 LU	26%	<b>+1</b>	38%	<b>+2</b>	31%	<b>+8</b>
 HU	27%	<b>+5</b>	31%	<b>+7</b>	39%	<b>+8</b>
 MT	32%	<b>+10</b>	34%	<b>+3</b>	39%	<b>+11</b>
 AT	39%	<b>+8</b>	38%	<b>+7</b>	30%	<b>+4</b>
 NL	39%	<b>+8</b>	31%	<b>=</b>	24%	<b>+9</b>
 PL	30%	<b>=</b>	28%	<b>-3</b>	41%	<b>+9</b>
 PT	17%	<b>-3</b>	15%	<b>-4</b>	23%	<b>-4</b>
 RO	34%	<b>+13</b>	27%	<b>+11</b>	38%	<b>+8</b>
 SI	12%	<b>+3</b>	10%	<b>+3</b>	23%	<b>+7</b>
 SK	21%	<b>+9</b>	21%	<b>+5</b>	35%	<b>+7</b>
 FI	50%	<b>+6</b>	47%	<b>+8</b>	34%	<b>+11</b>
 SE	26%	<b>=</b>	34%	<b>+1</b>	18%	<b>+4</b>
 UK	26%	<b>+6</b>	29%	<b>+5</b>	20%	<b>+8</b>
 HR	23%	<b>*</b>	28%	<b>*</b>	51%	<b>*</b>

\*This question was not asked in Croatia in the last survey

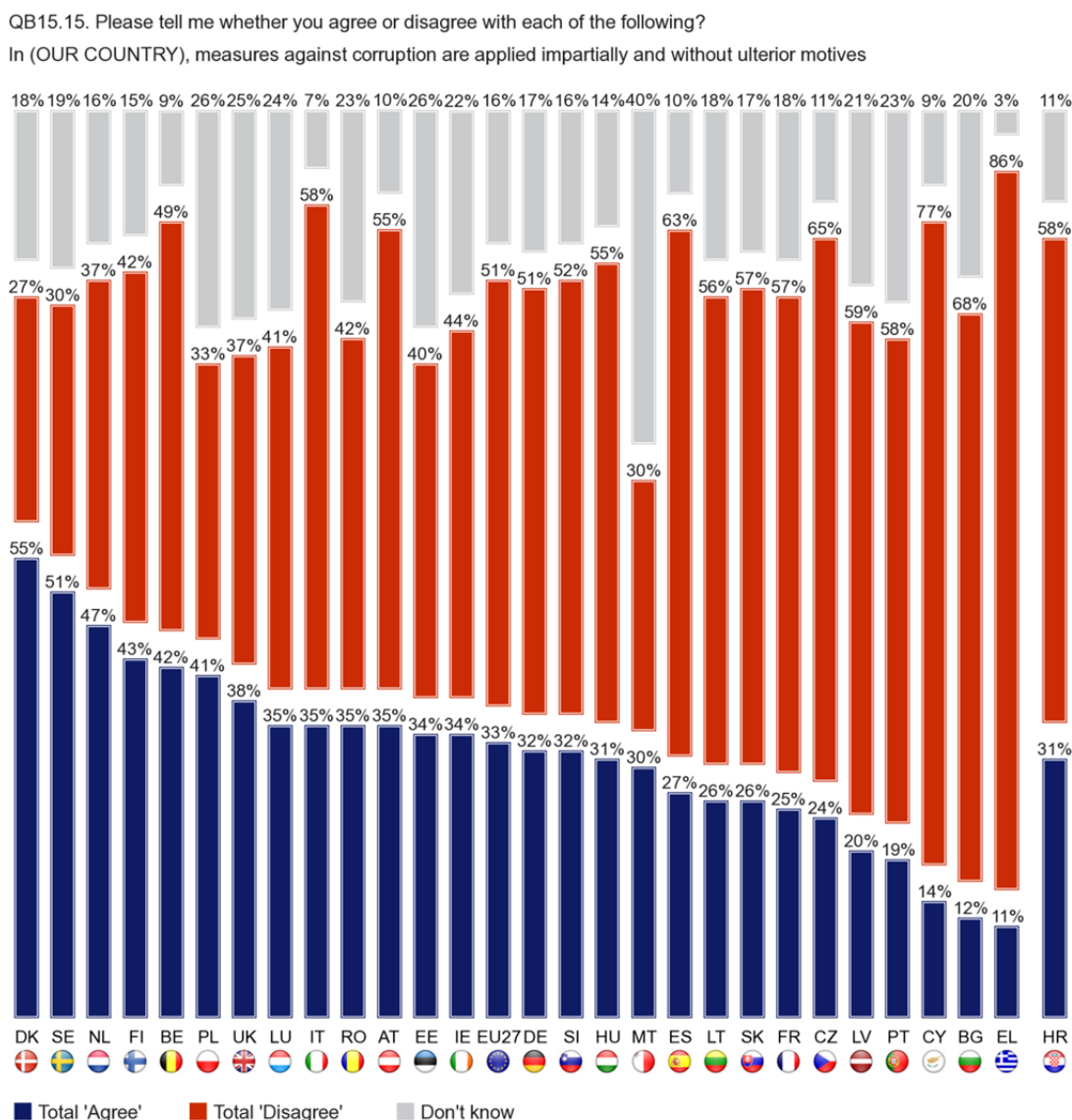
In all but one Member State, and in Croatia, the majority of respondents agree that high-level corruption cases are *not* pursued sufficiently. The exception is Denmark, where less than two in five respondents (37%) agree that the pursuit of high-level corruption cases is inadequate, with Finland (54%) and Malta (54%) having the next lowest levels of agreement. Respondents are most likely to agree that high-level corruption cases are not pursued sufficiently in their country in Spain (88%), Greece (87%), Cyprus (83%), Lithuania, Hungary and Bulgaria (all 82%) and France (81%). Indeed, in Spain (68%), Slovenia (64%) and Cyprus (62%) more than three-fifths of respondents say that they ‘totally’ agree, and around half say so in Lithuania (52%), Bulgaria and Greece (both 50%).

Consistently with the findings already reported, Malta has a particularly high proportion of respondents unable to give an opinion on this measure (20% vs. 10% in EU27), along with Luxembourg (20%), the UK (17%) and Denmark (16%).



The view that national measures against corruption are applied impartially and without ulterior motives is most prevalent in Denmark (55%), Sweden (51%) and the Netherlands (47%), and least prevalent in Cyprus (14%), Bulgaria (12%) and Greece (11%). In Greece almost half of respondents (48%) ‘totally’ disagree that measures are applied impartially, with relatively high levels of strong disagreement also observed in Cyprus (43%), Spain (42%) and Bulgaria (39%).

Consistently with findings already reported, Malta has an exceptionally high proportion of respondents unable to express an opinion on this measure (40%) relative to the EU27 average of 16%. The other countries with high proportions of “don’t knows” are Estonia (26%), Poland (25%) and Portugal (23%).





The differences between different socio-demographic groups in terms of views on how corruption is dealt with at national and EU level, and between those who have and have not been exposed to corruption, generally reflect those reported above in relation to corruption in institutions and in business.

The most notable differences between different socio-demographic groups in terms of attitudes towards ways of dealing with corruption are summarised below.

In terms of occupation, students and, to a lesser extent, managers tend to have more positive perceptions, in particular when compared with those who are unemployed, and, again to a lesser extent, those who are self-employed:

- 29% of students agree that there are enough successful prosecutions in their country to deter people from corrupt practices, and 55% disagree, compared with 20% and 70% respectively among the unemployed
- 33% of students agree that EU institutions help in reducing corruption, and 44% disagree, compared with 26% and 61% respectively among the self-employed
- 39% of students agree that measures against corruption are applied impartially and without ulterior motives in their country, and 41% disagree, compared with 33% and 57% respectively among the self-employed, and 32% and 55% respectively among the unemployed
- both managers (66% agree, 23% disagree) and students (64% agree, 22% disagree) are less likely than the unemployed (79% agree, 14% disagree) to think that high-level corruption cases are not pursued sufficiently
- both managers (27% agree, 59% disagree) and students (28% agree, 57% disagree) are more likely than the unemployed (20% agree, 71% disagree) to think their government's efforts to combat corruption are effective

There are again differences in views on how corruption is dealt with at national level according to the experience of corruption that respondents report in the survey. However, the differences are not as pronounced as those relating to attitudes to corruption in public institutions and business.

The most marked differences are:

- In the proportions of those who say they are personally affected by corruption in their daily lives, and those who say they are not, who agree that high-level corruption cases are not pursued sufficiently (affected 84%, not affected 70%).
- In the proportions of those who say they know someone who has taken bribes, and those who do not, who agree that:
  - there are enough successful prosecutions in their country to deter people from corrupt practices (knows someone who has taken bribes 18%, does not know someone who has taken bribes 27%)

- high-level corruption cases are not pursued sufficiently (knows someone who has taken bribes 84%, does not know someone who has taken bribes 71%)
- their government's efforts to combat corruption are effective (knows someone who has taken bribes 16%, does not know someone who has taken bribes 25%)

In common with the findings reported earlier in this chapter on attitudes towards public institutions, respondents who have experienced corruption have somewhat more positive views regarding the EU than those who have witnessed corruption, or those who have neither witnessed nor experienced corruption.

Hence, more than a third of those who have experienced corruption (35%) agree that EU institutions help in reducing corruption, compared with just under a quarter (23%) of those who say they have witnessed corruption, and just over a quarter (27%) of those who say they have neither witnessed nor experienced corruption.

QB15 Please tell me whether you agree or disagree with each of the following?

	There are enough successful prosecutions in (OUR COUNTRY) to deter people from corrupt practices		(NATIONALITY) Government efforts to combat corruption are effective		EU institutions help in reducing corruption in (OUR COUNTRY)		In (OUR COUNTRY), measures against corruption are applied impartially and without ulterior motives		High-level corruption cases are not pursued sufficiently in (OUR COUNTRY)	
	Total 'Agree'	Total 'Disagree'	Total 'Agree'	Total 'Disagree'	Total 'Agree'	Total 'Disagree'	Total 'Agree'	Total 'Disagree'	Total 'Agree'	Total 'Disagree'
EU27	26%	62%	23%	66%	27%	52%	33%	51%	73%	17%
<b>Respondent occupation scale</b>										
Self-employed	27%	67%	23%	71%	26%	61%	33%	57%	74%	20%
Managers	25%	64%	27%	59%	26%	54%	36%	50%	66%	23%
Other white collars	27%	64%	25%	68%	31%	51%	34%	52%	76%	17%
Manual workers	26%	62%	23%	67%	28%	51%	34%	51%	77%	14%
House persons	28%	58%	25%	64%	26%	49%	29%	50%	72%	17%
Unemployed	20%	70%	20%	71%	27%	53%	32%	55%	79%	14%
Retired	24%	61%	23%	65%	23%	52%	30%	49%	73%	16%
Students	29%	55%	28%	57%	33%	44%	39%	41%	64%	22%
<b>Experienced or witnessed corruption</b>										
Yes, experienced	24%	72%	20%	76%	35%	54%	30%	62%	80%	17%
Yes, witnessed	20%	76%	15%	80%	23%	62%	28%	64%	82%	16%
No	26%	61%	25%	64%	27%	51%	34%	49%	72%	18%
<b>Personally affected by corruption in daily life</b>										
Agree	28%	67%	23%	74%	32%	55%	35%	56%	84%	13%
Disagree	26%	61%	25%	63%	25%	52%	34%	49%	70%	19%
<b>You know someone who takes bribes</b>										
Yes	18%	76%	16%	79%	24%	60%	26%	65%	84%	13%
No	27%	60%	25%	64%	27%	51%	34%	48%	71%	18%

### III. EXPERIENCE OF BRIBERY

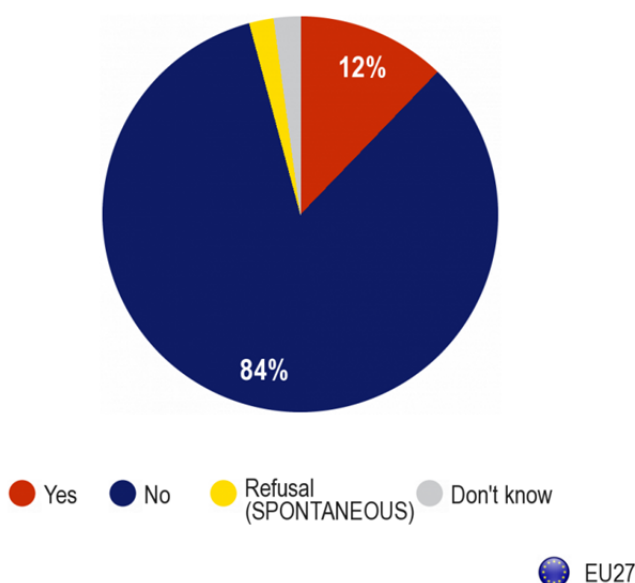
This chapter focuses in detail on Europeans' personal experiences of bribery. It examines the proportion of the general public who know someone who takes or has taken bribes. It then looks at whether the dealings people have had in the past year with various public and private services and institutions, officials, and politicians and political parties have involved the request or expectation of a bribe for services. It concludes with an overview of the average value of bribes expected or given.

#### 1. PERSONAL EXPERIENCE OF BRIBERY

Respondents were asked if they personally knew of anyone who takes or has taken bribes<sup>18</sup>.

It has already been reported that the majority of Europeans (70%) **disagree** that they are personally affected by corruption in their daily lives, with only one in four (26%) saying that they are personally affected (Chapter I.4). An even smaller proportion, only around one in eight Europeans (12%), say that they personally know anyone who takes or has taken bribes.

QB8. Do you personally know anyone who takes or has taken bribes?



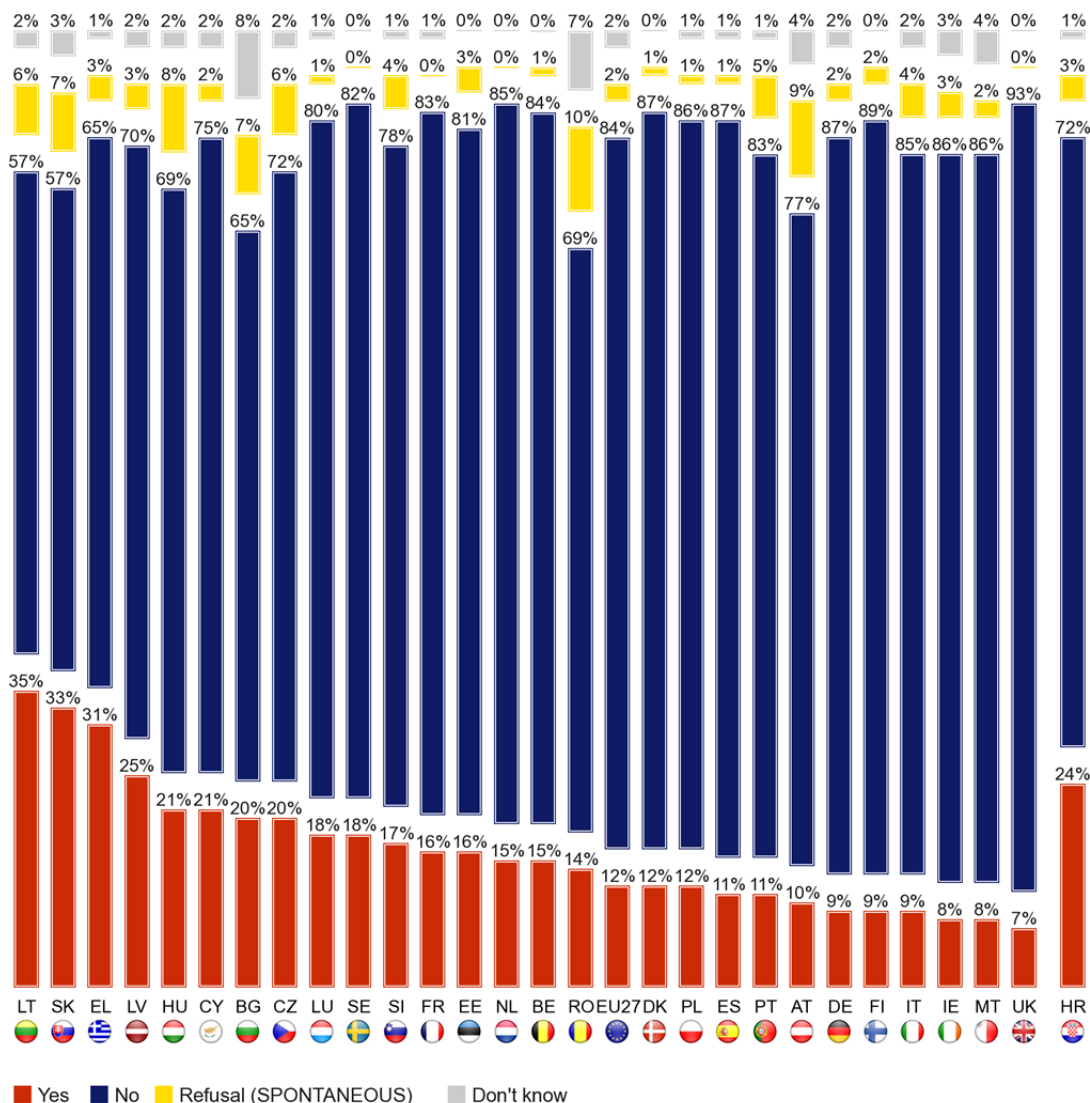
<sup>18</sup> Q8. "Do you personally know anyone who takes or has taken bribes? Yes, No, Refusal (SPONTANEOUS), Don't know"

Respondents in NMS12 countries are more likely than those in EU15 countries to say that they do know someone who takes or has taken bribes (17% vs. 11%). They are also more likely to refuse to answer the question (5% vs. 2%) or be unable to answer the question (3% vs. 1%).

The countries with the highest proportion of respondents reporting that they know someone who takes or has taken bribes are Lithuania (35%), Slovakia (33%) and Greece (31%), followed by Latvia (25%), Croatia (24%), Hungary and Cyprus (both 21%), and Bulgaria and the Czech Republic (both 20%).

There are nine countries where the proportion of respondents saying that they know someone who takes or has taken bribes is lower than the EU average (12%), with the lowest proportion in the UK (7%). Fewer than one in ten respondents in Germany, Finland and Italy (all 9%) and in Ireland and Malta (both 8%) also say that they know someone who takes or has taken bribes.

QB8. Do you personally know anyone who takes or has taken bribes?



There are some differences in personal experience of bribery across socio-demographic and attitudinal groups. Those more likely to know someone who takes or has taken bribes are people who:

- are men (15%), compared with women (10%)
- left full-time education aged 20 or over (16%), particularly when compared with those who finished their education at the age of 15 or under (9%)
- struggle to pay their household bills most of the time (17%), particularly when compared with those who almost never struggle (11%)
- are self-employed (17%), managers (15%) or unemployed (15%), particularly when compared with house persons (9%) and students (9%)
- have witnessed or experienced any case of corruption in the past 12 months (62% and 52%, respectively), compared with those who have not (9%)
- agree that they are personally affected by corruption in their daily lives (19%), compared with those who disagree (10%)
- think that corruption in their country is widespread (14%), compared with those who think it is rare (7%)

## QB8 Do you personally know anyone who takes or has taken bribes?

	Yes	No	Refusal (SPONTANEOUS)	DK
EU27	12%	84%	2%	2%
<b>Sex</b>				
Male	15%	81%	2%	2%
Female	10%	86%	2%	2%
<b>Education (End of)</b>				
15-	9%	87%	2%	2%
16-19	13%	83%	3%	1%
20+	16%	81%	2%	1%
Still studying	9%	88%	2%	1%
<b>Respondent occupation scale</b>				
Self-employed	17%	77%	4%	2%
Managers	15%	81%	2%	2%
Other white collars	12%	84%	3%	1%
Manual workers	13%	82%	3%	2%
House persons	9%	87%	2%	2%
Unemployed	15%	82%	2%	1%
Retired	11%	85%	2%	2%
Students	9%	88%	2%	1%
<b>Difficulties paying bills</b>				
Most of the time	17%	77%	3%	3%
From time to time	13%	82%	3%	2%
Almost never	11%	86%	2%	1%
<b>In (OUR COUNTRY) corruption is...</b>				
Widespread	14%	81%	3%	2%
Rare	7%	92%	0%	1%
<b>Experienced or witnessed corruption</b>				
Yes, experienced	52%	42%	4%	2%
Yes, witnessed	62%	32%	5%	1%
No	9%	88%	2%	1%
<b>Personally affected by corruption in daily life</b>				
Agree	19%	75%	4%	2%
Disagree	10%	87%	2%	1%

## 2. CONTACT WITH INSTITUTIONS AND INCIDENCE OF BRIBERY

Respondents were asked whether, in the past year, they have had any contact with various public and private services and institutions, officials, and politicians and political parties<sup>19</sup>. For those that they had had dealings with, respondents were asked whether anyone had asked or expected them to pay a bribe for their services<sup>20</sup>.

### **Europeans are most likely to have had contact with the healthcare system and least likely to have had contact with the public prosecution service**

Europeans are most likely to have had contact in the last year with the healthcare system (59%), followed by banks and financial institutions (50%). Around one in four Europeans have had contact with private companies (26%), around one in five with the education sector (21%), tax authorities (19%) and social security and welfare authorities (18%) and around one in seven have had contact with police or customs (14%). Around one in six respondents (17%) say they have had *no* contact with any of these services, institutions and political representatives.

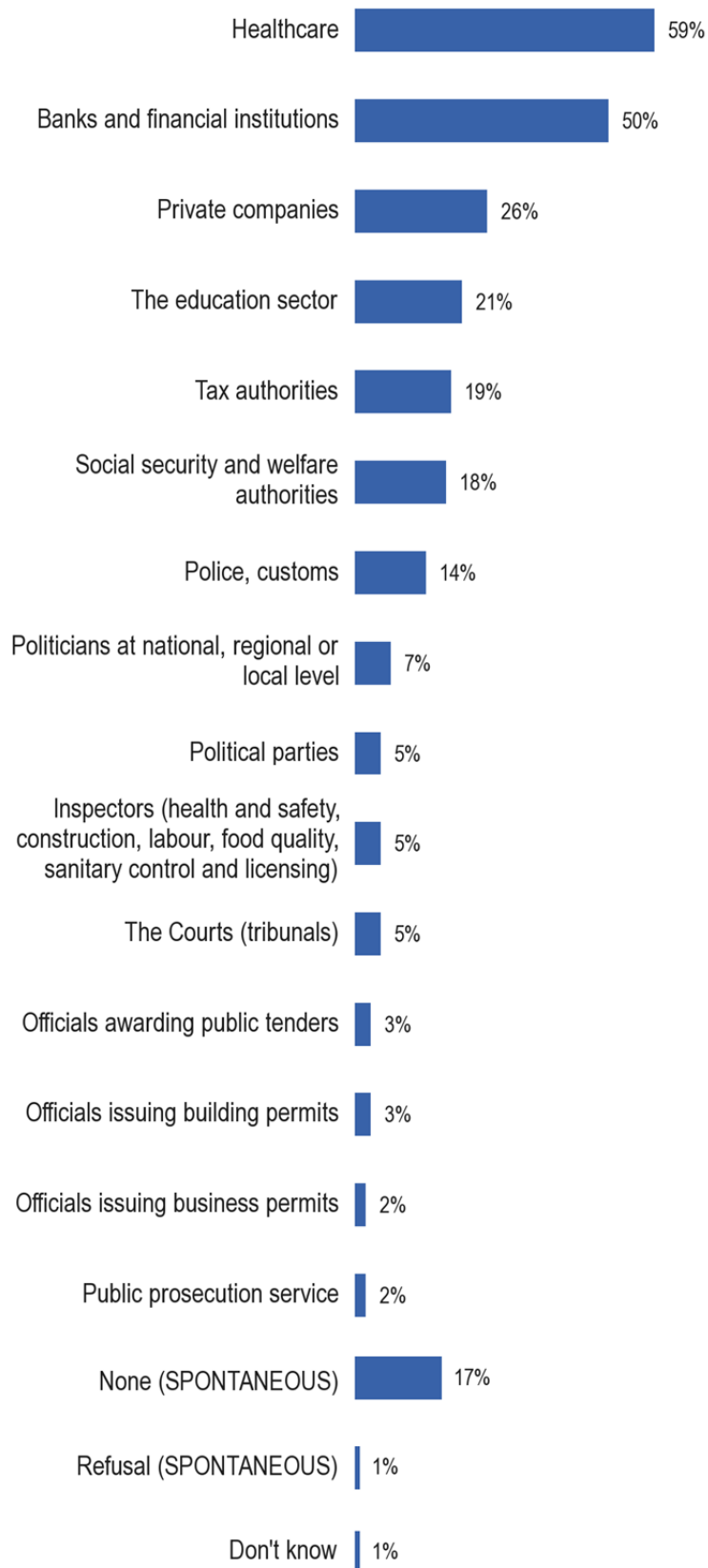
---

<sup>19</sup> Q9a. "Over the last 12 months, have you had any contact with any of the following in (OUR COUNTRY)? Police, customs; Tax authorities; The Courts (tribunals); Social security and welfare authorities; Public prosecution service\*; Politicians at national, regional or local level; Political parties; Officials awarding public tenders; Officials issuing building permits; Officials issuing business permits; The healthcare system; The education sector; Inspectors (health and safety, construction, labour, food quality, sanitary control and licensing); Private companies; Banks and financial institutions; None (SPONTANEOUS); Don't know" \*A government or public official who prosecutes criminal actions on behalf of the state or community

<sup>20</sup> Q9b. FOR EACH MENTIONED AT Q9a "Thinking about these contacts in the past 12 months has anyone in (OUR COUNTRY) asked you or expected you to pay a bribe for his or her services? Police, customs; Tax authorities; The Courts (tribunals); Social security and welfare authorities; Public prosecution service\*; Politicians at national, regional or local level; Political parties; Officials awarding public tenders; Officials issuing building permits; Officials issuing business permits; The healthcare system; The education sector; Inspectors (health and safety, construction, labour, food quality, sanitary control and licensing); Private companies; Banks and financial institutions; None (SPONTANEOUS); Refusal (SPONTANEOUS); Don't know" \*A government or public official who prosecutes criminal actions on behalf of the state or community



QB9a. Over the last 12 months, have you had any contact with any of the following in (OUR COUNTRY)?



Respondents in EU15 countries are more likely than those in NMS12 countries to have had contact with banks and financial institutions, private companies, the education sector and social security and welfare authorities. The most notable differences concern banks and financial institutions, with which 55% of those in EU15 countries have had contact, compared with 34% of those in NMS12 countries, private companies (28% and 15%, respectively) and social security and welfare authorities (19% and 13%). Similar proportions of respondents in EU15 and NMS12 countries report having had contact with the healthcare system in their country.

A particularly high proportion of respondents in Romania (35%) and Italy and Lithuania (both 28%) say they have not had contact with any of these services, institutions or public office-holders. In contrast, only a very small minority of respondents in Sweden (2%), Denmark (3%) and Finland (5%) say they have not had contact in any of the areas covered.

The countries where respondents are most and least likely to have had contact with these services and institutions are summarised below.

*Healthcare system* (59% of all respondents):

- Most likely to have had contact: Sweden (80%), Denmark (79%), Finland (76%), France (71%) and the Netherlands (70%)
- Least likely to have had contact: Romania (40%), Ireland (45%), Italy (47%) and Germany (49%)

*Banks and financial institutions* (50% of all respondents):

- Most likely to have had contact: Denmark (81%), Cyprus (75%), Finland (73%), Sweden (70%) and France (66%)
- Least likely to have had contact: Romania (12%), followed by Lithuania (24%), Bulgaria (28%) and Hungary (30%)

*Private companies* (26% of all respondents):

- Most likely to have had contact: Sweden (55%), Denmark (52%), the Netherlands (50%) and Finland (49%)
- Least likely to have had contact: Romania (6%), Bulgaria (10%), Lithuania (11%), and Hungary and Croatia (both 14%)

*Education sector* (21% of all respondents):

- Most likely to have had contact: Netherlands (37%), Denmark and Luxembourg (both 36%) and Sweden (35%)
- Least likely to have had contact: Hungary (9%), Romania (12%), Italy (13%), Lithuania (14%) and Bulgaria (16%)






























Tax authorities (19% of all respondents):

- Most likely to have had contact: Netherlands (48%) and Greece (45%)
- Least likely to have had contact: Spain (2%), Italy and Lithuania (both 9%), Malta (10%) and Hungary (12%)

Social security and welfare authorities (18% of all respondents):

- Most likely to have had contact: Luxembourg (37%), France (31%), Greece and Spain (both 30%)
- Least likely to have had contact: Romania (3%), Hungary (5%), Italy (6%), Malta and Lithuania (both 10%), and Bulgaria, Estonia and Croatia (all 11%)

QB9a Over the last 12 months, have you had any contact with any of the following in (OUR COUNTRY)?

	Healthcare	Banks and financial institutions	Private companies	The education sector	Tax authorities	Social security and welfare authorities	None (SPONTANEOUS)	Refusal (SPONTANEOUS)	Don't know
 EU27	59%	50%	26%	21%	19%	18%	17%	1%	1%
 BE	66%	58%	28%	28%	18%	21%	12%	0%	0%
 BG	62%	28%	10%	16%	31%	11%	14%	1%	3%
 CZ	66%	48%	27%	25%	16%	22%	11%	2%	1%
 DK	79%	81%	52%	36%	31%	21%	3%	0%	0%
 DE	49%	53%	34%	21%	27%	14%	19%	0%	1%
 EE	56%	46%	22%	21%	16%	11%	17%	6%	4%
 IE	45%	49%	20%	21%	18%	21%	20%	1%	2%
 EL	50%	50%	25%	18%	45%	30%	9%	1%	1%
 ES	55%	50%	20%	22%	2%	30%	20%	1%	0%
 FR	71%	66%	28%	26%	13%	31%	10%	0%	1%
 IT	47%	38%	20%	13%	9%	6%	28%	2%	2%
 CY	64%	75%	36%	28%	16%	24%	7%	0%	0%
 LV	68%	41%	16%	26%	21%	17%	13%	1%	3%
 LT	59%	24%	11%	14%	9%	10%	28%	1%	1%
 LU	65%	55%	34%	36%	23%	37%	13%	0%	2%
 HU	60%	30%	14%	9%	12%	5%	22%	2%	1%
 MT	51%	48%	18%	18%	10%	10%	22%	0%	1%
 AT	56%	57%	38%	20%	18%	17%	12%	2%	3%
 NL	70%	58%	50%	37%	48%	23%	8%	0%	0%
 PL	69%	42%	16%	20%	18%	17%	11%	1%	2%
 PT	62%	50%	18%	17%	15%	20%	13%	1%	2%
 RO	40%	12%	6%	12%	16%	3%	35%	4%	7%
 SI	57%	57%	18%	22%	16%	13%	19%	2%	1%
 SK	64%	43%	23%	20%	15%	19%	13%	2%	1%
 FI	76%	73%	49%	26%	30%	16%	5%	0%	0%
 SE	80%	70%	55%	35%	31%	19%	2%	0%	0%
 UK	65%	60%	25%	25%	22%	16%	14%	0%	1%
 HR	56%	45%	14%	21%	16%	11%	18%	1%	1%

Highest percentage per item

Lowest percentage per item

Top 6 answers given at EU27 level

Socio-demographic differences in terms of the population categories most and least likely to have had any contact with these players tend to reflect the life stage and occupational status of respondents. The most notable differences are summarised below, comparing the socio-demographic categories most and least likely to have had contact for each item:

*Healthcare:*

- women (63%), compared with men (54%)
- those aged 75+ (68%), compared with those aged 15-24 (54%)
- the retired (66%) and managers (64%), compared with students (53%)

*Banks and financial institutions:*

- those aged 45-54 (56%), compared with those aged 15-24 (39%)
- those who left full-time education aged 20 or older (61%), compared with those who left full-time education aged 15 or under (43%)
- managers (67%) and the self-employed (60%), compared with house persons (40%) and students (37%)

*Private companies:*

- men (29%), compared with women (22%)
- 25-34 year-olds (33%), compared with those aged 75+ (11%)
- those who left full-time education aged 20 or older (38%), compared with those who left full-time education aged 15 or under (14%)
- managers (46%) and the self-employed (40%), compared with house persons and the retired (both 16%)
- those who almost never struggle to pay their household bills (29%), compared with those who struggle to pay them most of the time (19%)

*Education sector:*

- women (24%), compared with men (19%)
- 15-24 year-olds (40%), compared with those aged 55+ (2%-10%)
- people who left full-time education aged 20 or older (29%), compared with those who left full-time education aged 15 or under (7%)
- students (55%) and managers (38%), compared with the retired (5%)

*Tax authorities:*

- men (21%), compared with women (16%)

- 40-54 year-olds (24%), compared with those aged 15-24 and those aged 75+ (both 10%)
- people who left full-time education aged 20 or over (28%), compared with those who left full-time education aged 15 or under (9%)
- the self-employed (37%) and managers (36%), compared with students (10%), house persons (11%), the unemployed (13%) and the retired (14%)

*Social security and welfare authorities:*

- people aged 25-34 (21%) or 55-64 (21%) compared with those aged 65+ (13%) and those aged 15-24 (14%)
- people who left full-time education aged 20 or over (22%), compared with those who left full-time education aged 15 or under (16%)
- the unemployed (31%), compared with all other occupational groups (11%-20%)
- those who struggle to pay their household bills most of the time (24%), compared with those who almost never struggle to pay them (16%)

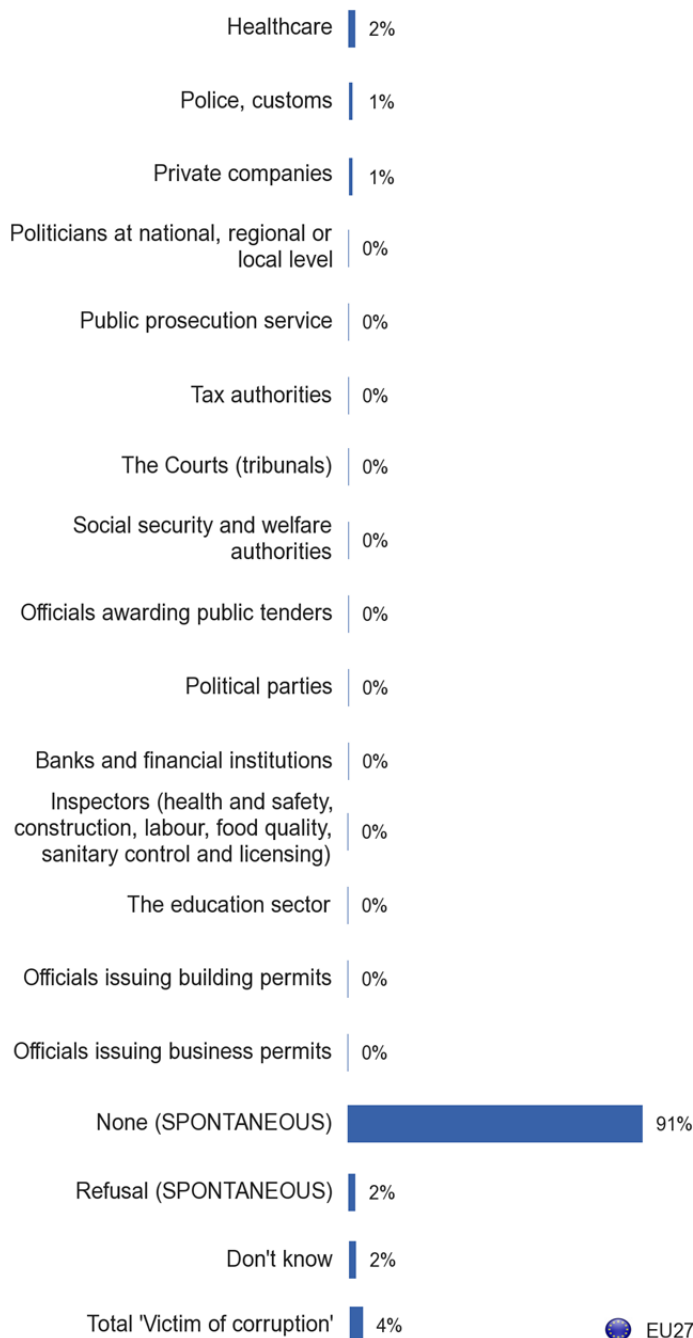
QB9a Over the last 12 months, have you had any contact with any of the following in (OUR COUNTRY)? (ROTATION - MULTIPLE ANSWERS POSSIBLE)

	Healthcare	Banks and financial institutions	Private companies	The education sector	Tax authorities	Social security and welfare authorities	None (SPONTANEOUS)	Refusal (SPONTANEOUS)	DK
EU27	59%	50%	26%	21%	19%	18%	17%	1%	1%
<b>Sex</b>									
Male	54%	50%	29%	19%	21%	17%	17%	1%	1%
Female	63%	50%	22%	24%	16%	19%	16%	1%	1%
<b>Age</b>									
15-24	54%	39%	19%	40%	10%	14%	19%	0%	2%
25-34	57%	54%	33%	25%	21%	21%	16%	1%	2%
35-44	59%	54%	31%	33%	22%	20%	15%	1%	2%
45-54	59%	56%	31%	23%	24%	20%	16%	1%	1%
55-64	61%	54%	26%	10%	21%	21%	15%	1%	1%
65-74	61%	45%	17%	4%	14%	13%	19%	1%	1%
75+	68%	42%	11%	2%	10%	13%	19%	0%	1%
<b>Education (End of)</b>									
15-	58%	43%	14%	7%	9%	16%	22%	1%	1%
16-19	58%	50%	24%	17%	18%	18%	17%	1%	1%
20+	64%	61%	38%	29%	28%	22%	12%	1%	1%
Still studying	53%	37%	21%	55%	10%	11%	19%	1%	2%
<b>Respondent occupation scale</b>									
Self-employed	54%	60%	40%	23%	37%	20%	13%	1%	1%
Managers	64%	67%	46%	38%	36%	18%	10%	1%	1%
Other white collars	58%	56%	31%	23%	21%	16%	17%	2%	1%
Manual workers	57%	51%	26%	20%	16%	17%	18%	1%	1%
House persons	54%	40%	16%	18%	11%	18%	24%	1%	3%
Unemployed	58%	47%	22%	20%	13%	31%	16%	1%	1%
Retired	66%	46%	16%	5%	14%	16%	17%	1%	1%
Students	53%	37%	21%	55%	10%	11%	19%	1%	2%
<b>Difficulties paying bills</b>									
Most of the time	59%	45%	19%	20%	17%	24%	17%	1%	2%
From time to time	57%	46%	22%	22%	16%	19%	19%	1%	2%
Almost never	60%	54%	29%	21%	20%	16%	16%	1%	1%

### One in twenty-five Europeans have been asked or expected to pay a bribe in the past year

Only a very small minority of Europeans (4%) say they have been asked or expected to pay a bribe for services received, with respondents most likely to report that this happened in dealings with the healthcare system (2%), followed by dealings with private companies (1%) and the police or customs (1%).

QB9b. Thinking about these contacts in the past 12 months has anyone in (OUR COUNTRY) asked you or expected you to pay a bribe for his or her services?



While base sizes mean that the data should be treated with caution, experience of being asked or expected to pay a bribe for services varies considerably between NMS12 and EU15 countries, with 15% of respondents in NMS12 countries saying that they have been asked or expected to pay a bribe, compared with just 2% of those in EU15 countries. Respondents in NMS12 countries are particularly likely to say that they have been asked or expected to pay a bribe for services within the health sector (9% vs. 1% in EU15 countries).

There is also considerable variation at national level. Respondents in Lithuania (29% of whom say they have been asked or expected to pay a bribe for services) and Romania (25%) are by far the most likely to report having been victims of bribery. The only other countries where at least one in ten respondents report having been asked or expected to pay a bribe for services are Poland (15%), Slovakia (14%), Hungary (13%) and Bulgaria (11%), with the next highest incidence observed in the Czech Republic (8%).

Within the EU15 countries, the only Member States where the proportion of respondents saying that they have been asked or expected to pay a bribe exceeds the EU27 average of 4% are Greece (7%) and Austria (5%). The proportion is 1% or less in Denmark, Germany, Luxembourg, Portugal, Finland, Sweden and the UK.

Within the NMS12 countries, the only Member States where the proportion of respondents saying that they have been asked or expected to pay a bribe is equal to or lower than the EU27 average are Estonia (4%), Cyprus (3%), Slovenia (3%) and Malta (2%).






























Respondents are most likely to have been requested or expected to pay a bribe for services in the healthcare sector in Romania (22%) and Lithuania (21%), followed by Slovakia (9%), and Poland and Hungary (both 8%). In most of the countries (17) the proportion varies between 0% and 1%.

The countries where respondents are most likely to say they have been asked or expected to pay a bribe to the police/customs are Lithuania (6%) and Bulgaria (4%). In most of the countries (16) the proportion is 0%.

The countries where the highest proportions of respondents report that they have been requested or expected to pay a bribe in dealings with private companies, albeit at a very low level, are Hungary and the Czech Republic (both 2%).



QB9b Thinking about these contacts in the past 12 months has anyone in (OUR COUNTRY) asked you or expected you to pay a bribe for his or her services?

	Healthcare	Police, customs	Private companies	None (SPONTANEOUS)	Refusal (SPONTANEOUS)	Don't know	Total 'Victim of corruption'
 EU27	2%	1%	1%	91%	2%	2%	4%
 LT	21%	6%	1%	64%	3%	4%	29%
 RO	22%	2%	1%	47%	10%	18%	25%
 PL	8%	2%	1%	79%	3%	4%	15%
 SK	9%	1%	1%	74%	9%	3%	14%
 HU	8%	0%	2%	80%	6%	1%	13%
 BG	7%	4%	0%	85%	2%	2%	11%
 CZ	2%	1%	2%	84%	6%	2%	8%
 EL	6%	0%	0%	88%	4%	1%	7%
 LV	3%	3%	0%	88%	2%	3%	6%
 AT	2%	0%	1%	84%	6%	4%	5%
 EE	1%	1%	1%	84%	3%	8%	4%
 BE	1%	0%	1%	95%	1%	1%	3%
 IE	1%	1%	0%	93%	1%	2%	3%
 CY	1%	0%	0%	95%	1%	1%	3%
 SI	1%	1%	1%	93%	3%	1%	3%
 ES	0%	0%	1%	96%	1%	1%	2%
 FR	1%	0%	1%	97%	1%	1%	2%
 IT	1%	0%	0%	90%	6%	1%	2%
 MT	1%	0%	0%	96%	2%	0%	2%
 NL	0%	0%	1%	97%	0%	1%	2%
 DK	0%	0%	1%	98%	0%	0%	1%
 DE	0%	0%	0%	96%	2%	2%	1%
 LU	0%	1%	0%	98%	1%	0%	1%
 PT	0%	0%	0%	95%	2%	1%	1%
 FI	0%	0%	1%	97%	0%	1%	1%
 SE	0%	0%	1%	99%	0%	0%	1%
 UK	0%	0%	0%	99%	0%	0%	0%
 HR	3%	2%	0%	89%	3%	1%	6%

*Top 3 answers given at EU27 level*

Not surprisingly, there are strong relationships between the likelihood of respondents to have been asked or expected to pay a bribe and the attitudes and experiences they report in relation to corruption elsewhere in the interview.

The most notable differences in the proportions of respondents who report having been asked or expected to pay a bribe for services are:

- 5% of those who think corruption is widespread in their country, compared with 2% who think it is rare
- 78% of those who say they have experienced corruption in the past 12 months, and 17% of those who say they have witnessed it, compared with no respondents who say they have neither experienced or witnessed it
- 5% of those who think corruption is part of the business culture in their country, compared with 2% who think it is not
- 10% of those who agree that they are personally affected by corruption in their daily lives, compared with 3% who do not think this
- 16% of those who say they know someone who takes bribes, compared with 2% who do not

**QB9b Thinking about these contacts in the past 12 months has anyone in (OUR COUNTRY) asked you or expected you to pay a bribe for his or her services? (ROTATION - MULTIPLE ANSWERS POSSIBLE)**

	Total 'Victim of corruption'	None (SPONTANEOUS)	Refusal (SPONTANEOUS)	DK
EU27	4%	91%	2%	2%
<b>In (OUR COUNTRY) corruption is...</b>				
Widespread	5%	90%	3%	2%
Rare	2%	97%	1%	1%
<b>Experienced or witnessed corruption</b>				
Yes, experienced	78%	18%	4%	0%
Yes, witnessed	17%	75%	7%	2%
No	0%	97%	1%	2%
<b>Corruption is part of business culture in (OUR COUNTRY)</b>				
Agree	5%	89%	3%	2%
Disagree	2%	96%	1%	1%
<b>Personally affected by corruption in daily life</b>				
Agree	10%	83%	5%	2%
Disagree	3%	95%	1%	1%
<b>You know someone who takes bribes</b>				
Yes	16%	76%	6%	2%
No	2%	95%	1%	2%

### 3. LEVEL OF BRIBES

The final section of this chapter examines the average value of bribes that Europeans have been asked or expected to pay by public and private services and institutions, officials, and politicians and political parties in the past 12 months<sup>21</sup>.

The previous section highlighted the very low incidence of cases where respondents have been asked or expected to pay a bribe for services to organisations and service areas that they have had contact with in the past 12 months. The three areas in which reported bribery is most widespread – healthcare, police/customs and private companies - are the only ones where at least 100 respondents say that they have had such experiences. Analysis of the value of bribes is therefore shown only at a top-line European level and the results should be treated with caution.

The results suggest that the lowest value of bribes asked for are most common in dealings with the police/customs, with a third (34%) of respondents reporting that the amount was between 1-50 euros. Bribes with a value range of 51-100 euros are most commonly reported in transactions with inspectors (18%); those with a range of between 101-200 euros most frequently reported in dealings with the healthcare system, inspectors and private companies (all 7%); and those where the amount is more than 200 euros most widespread in transactions with officials awarding public tenders (24%), although the base size for cases associated with public tenders (27) is very low, so this finding in particular should be treated with caution.

Levels of 'refusals' and "don't knows" are high across all service areas, with particularly high proportions of respondents refusing to specify the value of the bribe requested in their transactions with tax authorities (50%), politicians (47%), and banks/financial institutions (52%), and a particularly high proportion of "don't knows" in relation to dealings with the public prosecution service (58%), officials awarding public tenders (50%) and the education sector (41%).

---

<sup>21</sup> Q9c. FOR EACH MENTIONED AT Q9b "How much of a bribe was asked or expected by your contact in (ANSWER AT Q9b)? Police, customs; Tax authorities; The Courts (tribunals); Social security and welfare authorities; Public prosecution service\*; Politicians at national, regional or local level; Political parties; Officials awarding public tenders; Officials issuing building permits; Officials issuing business permits; The healthcare system; The education sector; Inspectors (health and safety, construction, labour, food quality, sanitary control and licensing); Private companies; Banks and financial institutions; Refusal (SPONTANEOUS); Don't know" \*A government or public official who prosecutes criminal actions on behalf of the state or community

QB9c How much of a bribe was asked for or expected by your contact in/with...  
-% EU27

EU27	Base (n=)	1 - 50 euros	51 - 100 euros	101 - 200 euros	More than 200 euros	Do not remember	Refusal	Don't know
... the police, customs?	109	34%	7%	5%	3%	7%	30%	14%
... tax authorities?	42	8%	0%	0%	15%	1%	50%	26%
... Courts (tribunals)?	34	11%	0%	4%	17%	26%	26%	16%
... social security and welfare authorities ?	42	10%	9%	5%	4%	4%	39%	29%
... the public prosecution service?	5	0%	8%	3%	3%	9%	19%	58%
... politicians at national, regional or local level?	45	1%	8%	2%	8%	4%	47%	30%
... political parties?	31	5%	13%	2%	21%	12%	16%	31%
... officials awarding public tenders?	27	1%	4%	2%	24%	4%	15%	50%
... officials issuing building permits?	28	2%	6%	4%	18%	9%	25%	36%
... officials issuing business permits?	31	7%	0%	3%	13%	4%	37%	36%
... the healthcare system?	514	13%	5%	7%	11%	4%	27%	33%
... the education sector?	57	5%	1%	3%	5%	6%	39%	41%
... inspectors (health and safety, construction, labour, food quality, sanitary control and licensing)?	42	5%	18%	7%	7%	4%	27%	32%
... private companies?	121	7%	4%	7%	22%	7%	28%	25%
... banks and financial institutions?	57	0%	1%	4%	18%	5%	52%	20%

Highest percentage per item	Lowest percentage per item
-----------------------------	----------------------------

Figures above are only indicative and should be interpreted with care because of the small base sizes

## IV. BRIBERY AND HEALTHCARE

The previous chapter focused on Europeans' personal experiences of bribery in relation to a range of services and institutions, including the healthcare system. This chapter provides a more detailed look at the level of bribery in the healthcare sector. It examines the extent and circumstances in which people who have visited a public healthcare practitioner or institution in the past 12 months report having to make an extra payment, gift or donation in addition to the official fees paid in order to receive the service. These questions were asked at the start of the questionnaire before the word 'corruption' and an explanation of what it entails was introduced to respondents.

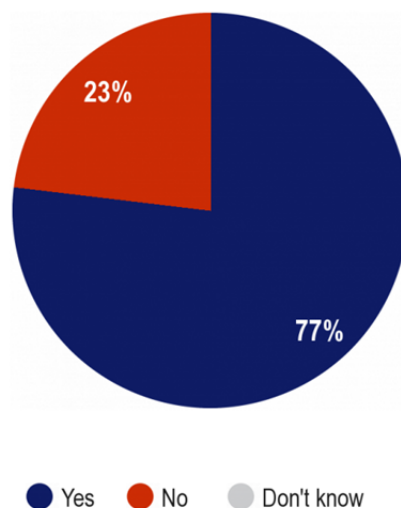
### 1. EXPERIENCE OF HEALTHCARE

Respondents were asked if they had visited a public healthcare practitioner or institution in the past 12 months<sup>22</sup>.

#### **Three in four Europeans have visited a public healthcare practitioner or institution in the past year**

Around three-quarters of Europeans (77%) have visited a public healthcare practitioner or public healthcare institution in the past 12 months.

QB1. Have you been to a public healthcare practitioner such as a GP (general practitioner) or a public healthcare institution such as a public hospital in the past 12 months?

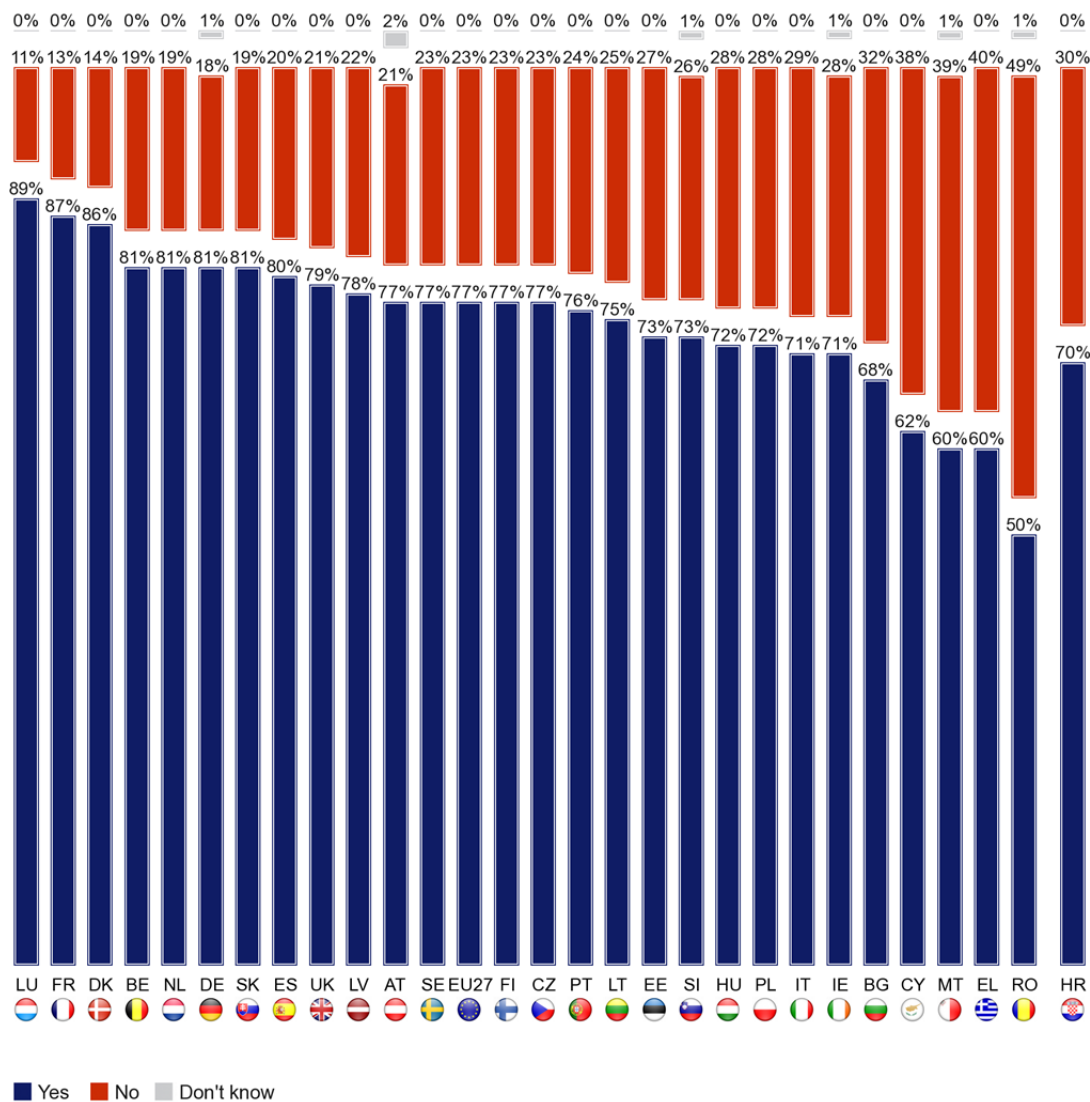


 EU27

<sup>22</sup> Q1. "Have you been to a public healthcare practitioner such as a GP (general practitioner) or a public healthcare institution such as a public hospital in the past 12 months? Yes, No, Don't know"

Respondents in EU15 countries are more likely than those in NMS12 countries to have visited a public healthcare practitioner or institution (79% and 68%, respectively). The individual countries where respondents are most likely to have made such a visit are Luxembourg (89%), France (87%) and Denmark (86%). Those where respondents are least likely to have done so are Romania (50%), Malta and Greece (both 60%) and Cyprus (62%).

QB1. Have you been to a public healthcare practitioner such as a GP (general practitioner) or a public healthcare institution such as a public hospital in the past 12 months?



There are some differences across socio-demographic groups. Those most likely to have made a visit are:

- women (81%), compared with men (72%)
- those aged 75+ (90%), compared with 15-24 year-olds (67%)
- those who are retired (87%), managers (80%) and house persons (78%), particularly when compared with students (66%)



QB1 Have you been to a public healthcare practitioner such as a GP (general practitioner) or a public healthcare institution such as a public hospital in the past 12 months?

	Yes	No	DK
EU27	77%	23%	0%
<b>Sex</b>			
Male	72%	28%	0%
Female	81%	19%	0%
<b>Age</b>			
15-24	67%	33%	0%
25-34	71%	29%	0%
35-44	74%	26%	0%
45-54	77%	23%	0%
55-64	80%	20%	0%
65-74	86%	14%	0%
75+	90%	9%	1%
<b>Respondent occupation scale</b>			
Self-employed	70%	29%	1%
Managers	80%	20%	0%
Other white collars	72%	28%	0%
Manual workers	73%	27%	0%
House persons	78%	22%	0%
Unemployed	74%	26%	0%
Retired	87%	13%	0%
Students	66%	34%	0%



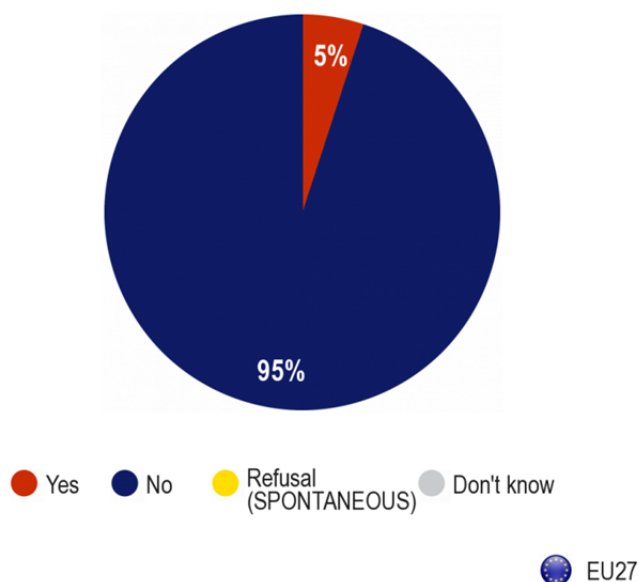
## 2. WHETHER ASKED FOR ADDITIONAL PAYMENT

Respondents who had visited a public healthcare practitioner or institution in the last year were asked if they had given an extra payment or valuable gift to the practitioner, or had made a hospital donation<sup>23</sup>.

### One in twenty Europeans who have visited public health practitioners and institutions say that they had to give an additional payment, valuable gift or make a hospital donation

One in twenty respondents (5%) say that they had to give an extra payment, valuable gift or make a donation to the hospital.

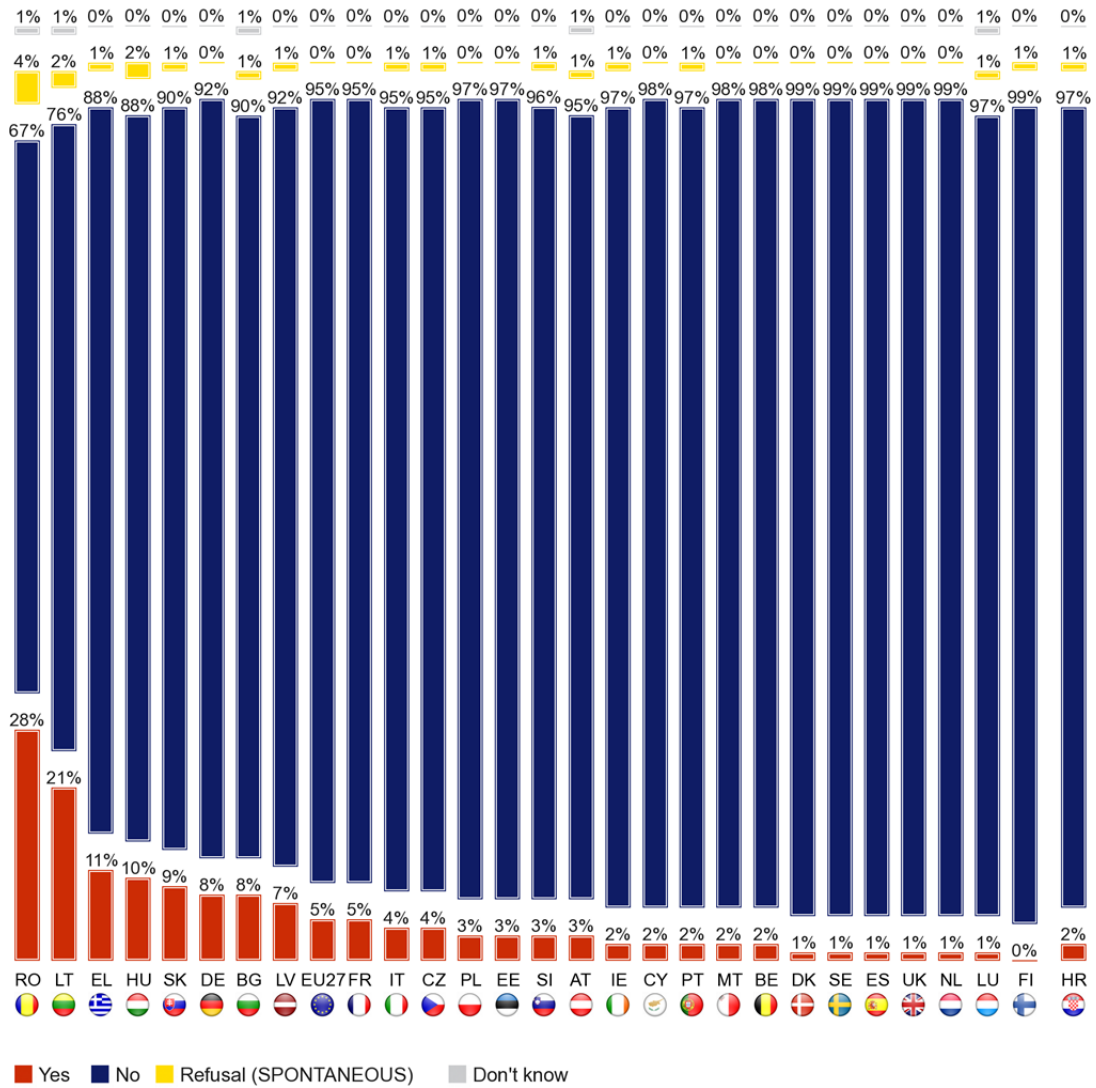
QB2. Apart from official fees did you have to give an extra payment or a valuable gift to a nurse or a doctor, or make a donation to the hospital?



Respondents in NMS12 countries are more than twice as likely as those in EU15 countries to say that they had to give an additional payment, valuable gift or hospital donation (9% vs. 4%). The countries where respondents are most likely to say they had to make an additional payment or give a gift or hospital donation are Romania (28%) and Lithuania (21%), followed by Greece (11%), Hungary (10%), Slovakia (9%), Germany and Bulgaria (both 8%) and Latvia (7%). All other countries have levels at or below the EU average of 5%, with Finland (0%) showing the lowest level, followed by Denmark, Sweden, Spain, the UK, the Netherlands and Luxembourg (all 1%).

<sup>23</sup> Q2. ASK IF 'HAS BEEN IN CONTACT WITH PUBLIC HEALTHCARE IN LAST 12 MONTHS' AT Q1 "Apart from official fees did you have to give an extra payment or a valuable gift to a nurse or a doctor, or make a donation to the hospital? Yes, No, Refusal (SPONTANEOUS), Don't know"

QB2. Apart from official fees did you have to give an extra payment or a valuable gift to a nurse or a doctor, or make a donation to the hospital?



There are no notable socio-demographic variations between the categories who say they have had to provide money, a gift or hospital donation and those who say they have not. Not surprisingly, those who have experienced and, to a lesser extent, those who have witnessed any case of corruption in the past year are more likely to say that they have had to pay additional money or give a gift or hospital donation (29% and 10%, respectively), compared with those who have neither experienced or witnessed a case of corruption (3%).

**QB2 Apart from official fees did you have to give an extra payment or a valuable gift to a nurse or a doctor, or make a donation to the hospital?**

	Yes	No	Refusal (SPONTANEOUS)	DK
EU27	5%	95%	0%	0%
<b>Experienced or witnessed corruption</b>				
Yes, experienced	29%	70%	1%	0%
Yes, witnessed	10%	90%	0%	0%
No	3%	97%	0%	0%
<b>Personally affected by corruption in daily life</b>				
Agree	8%	91%	1%	0%
Disagree	4%	96%	0%	0%
<b>You know someone who takes bribes</b>				
Yes	10%	89%	1%	0%
No	4%	96%	0%	0%

### 3. DETAILS OF BRIBERY

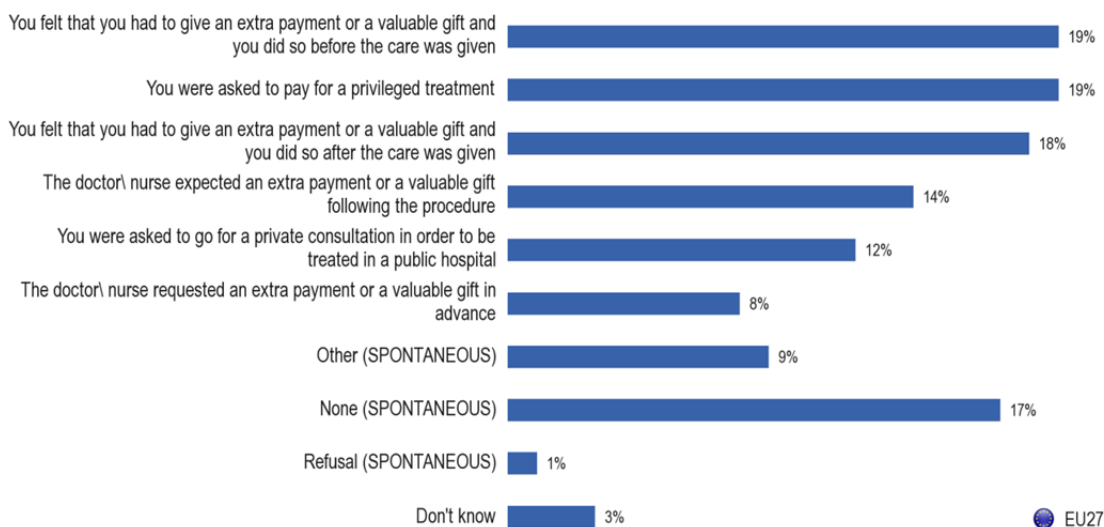
Respondents who said they had given an extra payment or valuable gift to the practitioner, or had made a hospital donation, were then asked to say, choosing from a list of answers, how this situation had arisen<sup>24</sup>. They were allowed to choose as many answers as they wished.

Around a fifth (19%) of respondents felt they had to give an extra payment or valuable gift and did so *before* the care was given, with a similar proportion (18%) saying that they felt that they had to give an extra payment or valuable gift and did so *after* the care was given.

A similar proportion (19%) say that they were asked to pay for privileged treatment. Around one in seven (14%) say that the doctor or nurse expected an additional payment or valuable gift after the procedure; around one in eight that they were asked to go for a private consultation in order to get treated in a public hospital (12%) and around one in twelve say that the doctor or nurse requested an extra payment or valuable gift in advance (8%).

Just under a tenth of respondents (9%) spontaneously described what happened in another way and around one in six (17%) spontaneously said that none of the ways that were presented to them described how the situation had arisen.

QB3. Which of the following describe what happened?



<sup>24</sup> Q3. ASK IF EXTRA PAYMENT OR VALUABLE GIFT AT Q2 "Which of the following describe what happened? You felt that you had to give an extra payment or a valuable gift and you did so before the care was given; You felt that you had to give an extra payment or a valuable gift and you did so after the care was given; The doctor/nurse requested an extra payment or a valuable gift in advance; The doctor/nurse expected an extra payment or a valuable gift following the procedure; You were asked to go for a private consultation in order to be treated in the public hospital; You were asked to pay for a privileged treatment; Other (SPONTANEOUS); Refusal (SPONTANEOUS); Don't know"






























Respondents in NMS12 countries are much more likely than those in EU15 countries to say that they felt they had to give an extra payment or valuable gift and did so either before the care was given (36% and 10%, respectively) or afterwards (28% vs. 13%). They are also much more likely than respondents in EU15 countries to report that the doctor or nurse expected an extra payment or valuable gift following the procedure (23% vs. 8%). Respondents in EU15 countries, on the other hand, are almost twice as likely as those in NMS12 countries to say that they were asked to pay for privileged treatment (23% and 12%, respectively).

The countries where respondents are most likely to identify each of the different ways that the situation of giving an extra payment, gift or hospital donation may have arisen, are summarised below:

- *Felt that they had to give an extra payment or valuable gift and did so before care was given* (EU27 average: 19%) – Romania (50%), Latvia (39%), Slovakia (37%), Ireland (36%), Lithuania (32%) and Hungary (32%)
- *Asked to pay for privileged treatment* (EU27 average: 19%) – Slovakia (41%), Slovenia (38%) and Germany, Spain, France and Sweden (all 29%)
- *Felt that they had to give an extra payment or valuable gift and did so after care was given* (EU27 average: 18%) – Cyprus (56%), Hungary (47%), Luxembourg (37%), Bulgaria (32%), Latvia (31%), Spain, Lithuania and Romania (all 28%) and Italy (27%)
- *Doctor/nurse expected an extra payment or valuable gift following the procedure* (EU27 average: 14%) – Hungary (36%), Belgium (29%), Romania (28%), Ireland (24%) and Denmark (23%)
- *Asked to go for private consultation in order to be treated in public hospital* (EU27 average: 12%) – Malta (67%), Ireland (36%), Spain (31%), Austria (28%), Denmark (23%), France (20%) and Romania (19%)
- *Doctor/nurse requested an extra payment or valuable gift in advance* (EU27 average: 8%) – Bulgaria (24%), Greece (18%), Italy and Slovenia (both 17%), France (15%), Cyprus and Slovakia (both 14%) and the Netherlands (12%)
- *Respondent spontaneously described how the situation arose in a different way from any of the circumstances presented* (EU27 average: 9%) – Finland (72%), Luxembourg (49%), Estonia (27%), the Czech Republic and the Netherlands (both 24%) and the UK (20%)
- *Respondent spontaneously said that none of the ways presented described how the situation had arisen* (EU27 average: 17%) – Denmark (61%), Portugal (57%), Sweden (55%), the UK (39%), Austria (38%), Germany (34%), Ireland (32%), Finland (28%), Croatia (26%) and the Netherlands (25%)

A notably high proportion of respondents in Portugal and Sweden refused to answer the question (8% and 10%, respectively). Italy had a markedly high proportion of respondents saying that they "don't know" (7%).

## QB3 Which of the following describe what happened?

		You felt that you had to give an extra payment or a valuable gift and you did so before the care was given	You were asked to pay for a privileged treatment	You felt that you had to give an extra payment or a valuable gift and you did so after the care was given	The doctor/nurse expected an extra payment or a valuable gift following the procedure	You were asked to go for a private consultation in order to be treated in a public hospital	The doctor/nurse requested an extra payment or a valuable gift in advance	Other (SPONTANEOUS)	None (SPONTANEOUS)	Refusal (SPONTANEOUS)	Don't know
	EU27	19%	19%	18%	14%	12%	8%	9%	17%	1%	3%
	BE	8%	9%	12%	29%	10%	9%	9%	14%	0%	0%
	BG	15%	11%	32%	11%	7%	24%	5%	0%	2%	0%
	CZ	16%	24%	14%	11%	0%	11%	24%	6%	0%	0%
	DK	16%	23%	23%	23%	23%	0%	0%	61%	0%	0%
	DE	7%	29%	8%	3%	10%	5%	7%	34%	0%	4%
	EE	20%	10%	22%	8%	17%	0%	27%	3%	0%	0%
	IE	36%	4%	15%	24%	36%	10%	0%	32%	0%	0%
	EL	24%	16%	22%	20%	10%	18%	4%	3%	1%	0%
	ES	0%	29%	28%	0%	31%	0%	12%	0%	0%	0%
	FR	11%	29%	9%	9%	20%	15%	14%	5%	3%	3%
	IT	9%	13%	27%	15%	8%	17%	5%	22%	0%	7%
	CY	15%	0%	56%	15%	0%	14%	0%	0%	0%	0%
	LV	39%	7%	31%	11%	7%	3%	0%	7%	2%	4%
	LT	32%	4%	28%	16%	8%	3%	10%	10%	1%	2%
	LU	0%	0%	37%	0%	0%	0%	49%	14%	0%	0%
	HU	32%	9%	47%	36%	11%	7%	6%	1%	1%	0%
	MT	10%	23%	0%	0%	67%	0%	0%	0%	0%	0%
	AT	10%	2%	19%	12%	28%	0%	0%	38%	2%	3%
	NL	0%	0%	15%	12%	12%	12%	24%	25%	0%	0%
	PL	16%	14%	21%	19%	4%	0%	13%	14%	0%	3%
	PT	7%	15%	0%	0%	0%	7%	6%	57%	8%	0%
	RO	50%	7%	28%	28%	19%	6%	7%	1%	1%	3%
	SI	10%	38%	8%	4%	3%	17%	12%	20%	0%	0%
	SK	37%	41%	18%	16%	6%	14%	2%	1%	2%	0%
	FI	0%	0%	0%	0%	0%	0%	72%	28%	0%	0%
	SE	10%	29%	10%	10%	10%	10%	16%	55%	10%	0%
	UK	16%	3%	9%	13%	0%	0%	20%	39%	0%	0%
	HR	20%	0%	14%	0%	15%	6%	14%	26%	5%	0%

There are some socio-demographic and attitudinal differences. For each of the different ways that the situation of giving an extra payment, gift or hospital donation may have arisen, the categories most likely to choose it as an answer are summarised below:

- *Felt that they had to give an extra payment or valuable gift and did so before care was given* (EU27: 19%) – those aged 15-24 (34%); those who have experienced any case of corruption in the past 12 months (31%); and those who agree that they are personally affected by corruption in their daily lives (32%)
- *Asked to pay for privileged treatment* (EU27:19%) – manual workers (27%); people who think that corruption in their country is rare (28%); and those who have witnessed any case of corruption in the past 12 months (30%)
- *Felt that they had to give an extra payment or valuable gift and did so after care was given* (EU27: 18%) – 25-34 year-olds (28%); the unemployed (34%); and people who have experienced any case of corruption in the past 12 months (28%)
- *Doctor/nurse expected an extra payment or valuable gift following the procedure* (EU27: 14%) – 25-34 year-olds (21%); house persons (21%); those who struggle to pay their household bills most of the time (23%); those who have experienced any case of corruption in the past 12 months (27%); those who agree that they are personally affected by corruption in their daily lives (22%); and people who know someone who takes or has taken bribes (21%)
- *Asked to go for private consultation in order to be treated in public hospital* (EU27: 12%) – managers (22%); and those who have experienced any case of corruption in the past 12 months (21%)
- *The doctor/nurse requested an extra payment or valuable gift in advance* (EU27: 8%) – those who have witnessed any case of corruption in the past 12 months (13%)



QB3 Which of the following describe what happened? (ROTATE – MULTIPLE ANSWERS POSSIBLE)

	You felt that you had to give an extra payment or a valuable gift and you did so before the care was given	You were asked to pay for a privileged treatment	You felt that you had to give an extra payment or a valuable gift and you did so after the care was given	The doctor/nurse expected an extra payment or a valuable gift following the procedure	You were asked to go for a private consultation in order to be treated in a public hospital	The doctor/nurse requested an extra payment or a valuable gift in advance	Other (SPONTANEOUS)	None (SPONTANEOUS)	Refusal (SPONTANEOUS)	DK
EU27	19%	19%	18%	14%	12%	8%	9%	17%	1%	3%
<b>Age</b>										
15-24	34%	13%	9%	9%	12%	5%	7%	7%	4%	16%
25-34	21%	16%	28%	21%	10%	8%	12%	15%	1%	1%
35-44	15%	21%	16%	16%	13%	8%	10%	17%	0%	2%
45-54	24%	23%	16%	12%	13%	11%	6%	14%	0%	1%
55-64	16%	14%	17%	7%	12%	8%	7%	26%	1%	3%
65-74	17%	27%	25%	14%	10%	12%	8%	11%	1%	1%
75+	11%	11%	11%	17%	19%	4%	12%	27%	0%	0%
<b>Respondent occupation scale</b>										
Self-employed	21%	17%	27%	18%	6%	6%	1%	27%	0%	0%
Managers	16%	14%	21%	8%	22%	8%	14%	19%	0%	2%
Other white collars	21%	21%	15%	14%	10%	5%	9%	21%	1%	0%
Manual workers	21%	27%	11%	11%	14%	11%	9%	18%	0%	3%
House persons	17%	16%	14%	21%	4%	8%	14%	14%	0%	4%
Unemployed	25%	10%	34%	19%	5%	3%	6%	6%	0%	6%
Retired	17%	21%	18%	15%	15%	11%	7%	16%	1%	1%
Students	25%	9%	25%	7%	9%	4%	6%	2%	8%	24%
<b>Difficulties paying bills</b>										
Most of the time	27%	14%	17%	23%	12%	10%	12%	12%	0%	3%
From time to time	24%	14%	26%	16%	17%	10%	5%	10%	1%	3%
Almost never	14%	23%	15%	10%	10%	8%	10%	22%	1%	2%
<b>In (OUR COUNTRY) corruption is...</b>										
Widespread	22%	17%	22%	15%	13%	9%	7%	16%	1%	1%
Rare	5%	28%	6%	8%	10%	6%	14%	22%	0%	8%
<b>Experienced or witnessed corruption</b>										
Yes, experienced	31%	16%	28%	27%	21%	10%	4%	1%	0%	3%
Yes, witnessed	27%	30%	25%	7%	17%	13%	5%	2%	6%	0%
No	12%	21%	14%	8%	9%	7%	12%	24%	1%	3%
<b>Personally affected by corruption in daily life</b>										
Agree	32%	17%	24%	22%	17%	11%	3%	6%	1%	2%
Disagree	11%	22%	15%	8%	8%	7%	12%	24%	1%	3%
<b>You know someone who takes bribes</b>										
Yes	25%	19%	24%	21%	16%	10%	6%	7%	1%	0%
No	14%	20%	15%	11%	10%	7%	11%	22%	1%	4%

## V. REPORTING CORRUPTION

The final chapter of this report focuses on the reporting of corrupt activities. It looks at whether respondents had experienced or witnessed any cases of corruption in the past year and, if so, whether they had reported them. It then examines whether Europeans know where they should report a case of corruption should they experience or witness one, and what factors might discourage or prevent people from reporting corrupt activities. It concludes by looking at which bodies or institutions Europeans would trust most to deal with a case of corruption if they wanted to make a complaint.

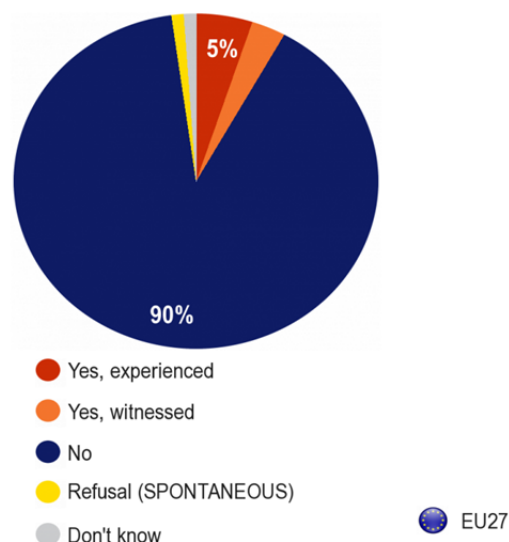
### 1. PERSONAL EXPERIENCE OF CORRUPTION

Respondents were asked if they had experienced or witnessed any case of corruption in the past year<sup>25</sup>.

#### One in twenty Europeans have experienced a case of corruption in the past year

It has already been reported that one in four Europeans (26%) agree that they are personally affected by corruption in their daily lives (Chapter I.4) and that around one in eight (12%) personally know someone who takes or has taken bribes (Chapter III.1). A smaller proportion of Europeans (5%) say that they have experienced a case of corruption in the past 12 months, while 3% say they have witnessed a case in the past year. The total proportion of Europeans with any exposure to corruption, i.e. who say that they have either experienced and/or witnessed any corruption in the past year, stands at 8%.

QB12. In the last 12 months, have you experienced or witnessed any case of corruption?

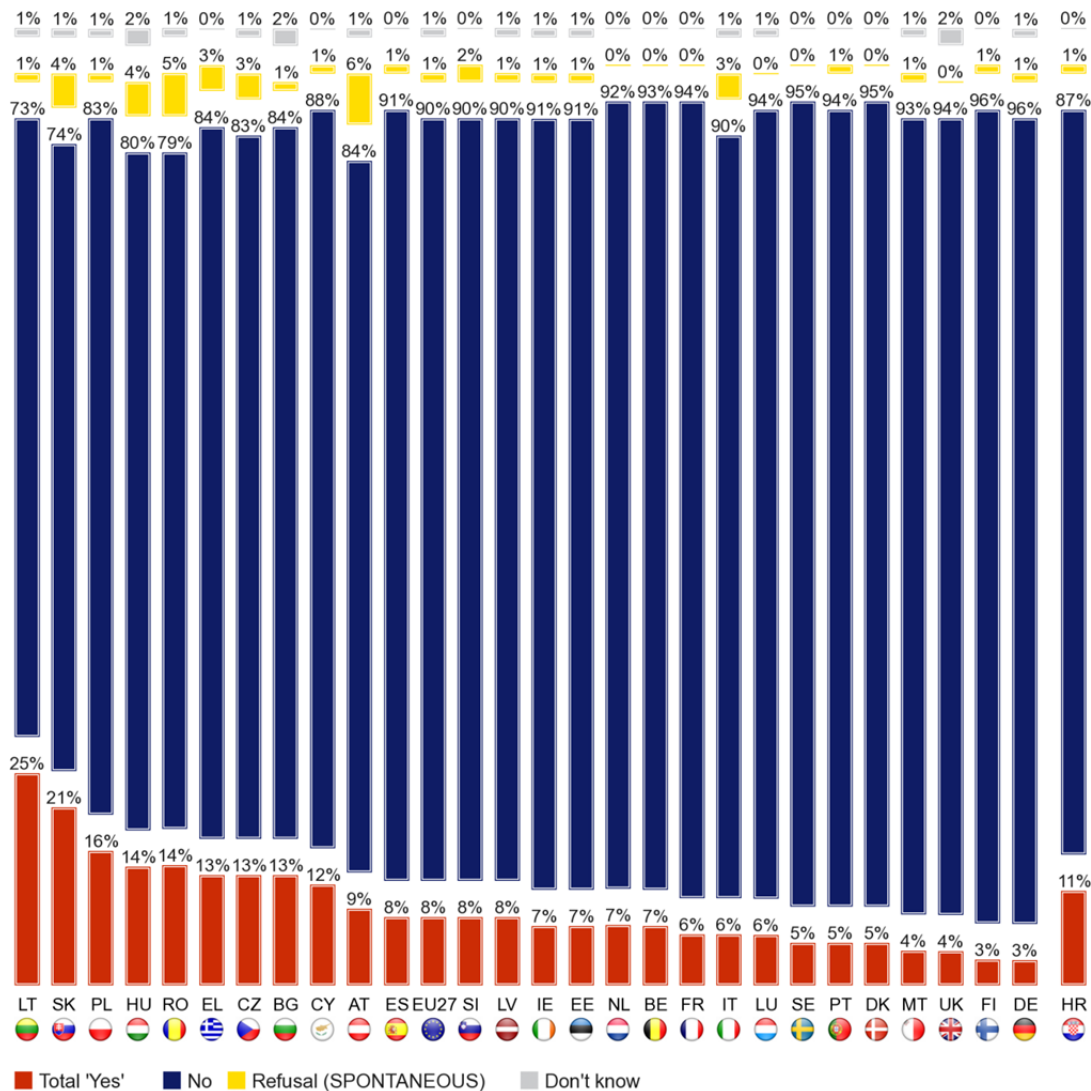


<sup>25</sup> Q12. "In the last 12 months have you experienced or witnessed any case of corruption? Yes, experienced; Yes, witnessed; No; Refusal (SPONTANEOUS); Don't know"

Respondents in NMS12 countries are much more likely than those in EU15 countries to have been exposed to corruption (15% vs. 6%), largely due to their much greater likelihood of experiencing it (13% vs. 3%).

The countries with the highest proportion of respondents reporting exposure to corruption are Lithuania (25%), Slovakia (21%), Poland (16%), Hungary and Romania (both 14%), Greece, the Czech Republic and Bulgaria (all 13%) and Cyprus (12%). There are fourteen countries where the proportion of respondents reporting exposure is lower than the EU average (8%), with the lowest proportions in Malta and the UK (both 4%), and Finland and Denmark (both 3%), and Ireland and Denmark (both 3%).

QB12. In the last 12 months, have you experienced or witnessed any case of corruption?



In terms of socio-demographic categories, the most notable differences in the proportions of respondents who report exposure to corruption are:

- 10% of those aged 25-34, compared with 5% of those aged 65-74 and 4% of those aged 75+
- 9% of those who left full-time education aged 20 or older, compared with 5% of those who left full-time education aged 15 or under
- 10% of those who are self-employed, managers and the unemployed, compared with 5% of those who are retired
- 12% of those who struggle to pay household bills most of the time, compared with 6% of those who 'almost never' struggle to pay bills

Not surprisingly, there are strong relationships between the likelihood of respondents' exposure to corruption and the attitudes and experiences they report in relation to corruption elsewhere in the interview. The most notable differences in the proportions of respondents who say that they have encountered corruption are:

- 9% of those who think corruption is widespread in their country, compared with 3% who think it is rare
- 9% of those who think corruption is part of the business culture in their country, compared with 4% who think it is not
- 16% of those who agree that they are personally affected by corruption in their daily lives, compared with 5% who disagree
- 33% of those who say they know someone who takes bribes, compared with 4% who do not

QB12 In the last 12 months, have you experienced or witnessed any case of corruption? (MULTIPLE ANSWERS POSSIBLE)

	Total 'Yes'	No	Refusal (SPONTANEOUS)	DK
EU27	8%	90%	1%	1%
<b>Age</b>				
15-24	8%	90%	1%	1%
25-34	10%	88%	1%	1%
35-44	9%	89%	2%	1%
45-54	8%	90%	2%	1%
55-64	7%	91%	1%	1%
65-74	5%	93%	2%	1%
75+	4%	95%	1%	1%
<b>Education (End of)</b>				
15-	5%	93%	1%	1%
16-19	8%	90%	2%	1%
20+	9%	89%	1%	1%
Still studying	7%	92%	1%	1%
<b>Respondent occupation scale</b>				
Self-employed	10%	86%	3%	1%
Managers	10%	88%	1%	1%
Other white collars	8%	89%	2%	1%
Manual workers	7%	91%	1%	1%
House persons	7%	91%	1%	0%
Unemployed	10%	88%	1%	1%
Retired	5%	93%	1%	1%
Students	7%	92%	1%	1%
<b>Difficulties paying bills</b>				
Most of the time	12%	85%	2%	1%
From time to time	9%	89%	2%	0%
Almost never	6%	92%	1%	1%
<b>In (OUR COUNTRY) corruption is...</b>				
Widespread	9%	89%	2%	1%
Rare	3%	96%	0%	0%
<b>Corruption is part of business culture in (OUR COUNTRY)</b>				
Agree	9%	88%	2%	1%
Disagree	4%	95%	1%	0%
<b>Personally affected by corruption in daily life</b>				
Agree	16%	81%	3%	1%
Disagree	5%	94%	1%	0%
<b>You know someone who takes bribes</b>				
Yes	33%	63%	3%	1%
No	4%	96%	0%	0%

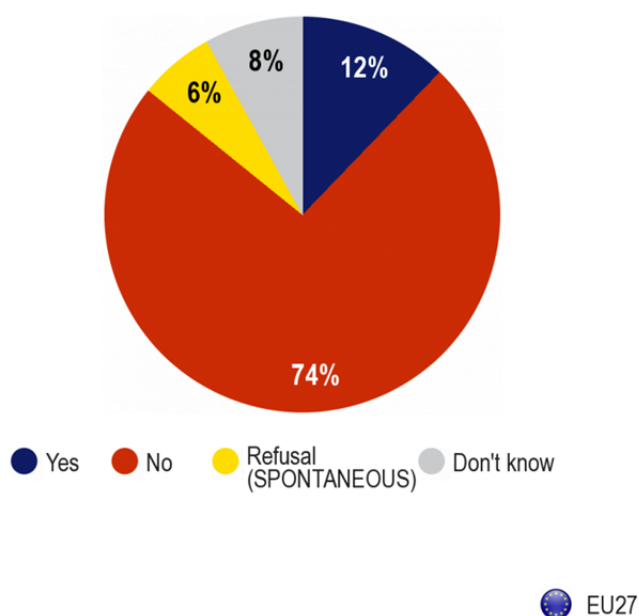
## 2. WHETHER REPORTED CORRUPTION

Those respondents who said they had experienced or witnessed a case of corruption in the past year were asked if they had reported it<sup>26</sup>.

### The majority of Europeans do not report corruption that they experience or witness

Three-quarters of respondents (74%) said that they did *not* report corruption that they experienced or witnessed to anyone. Around one in eight respondents (12%) said that they did report a case. Around one in seven respondents were either unable to answer the question (8%) or refused to give an answer (6%).

QB13. Did you report it to anyone or not?



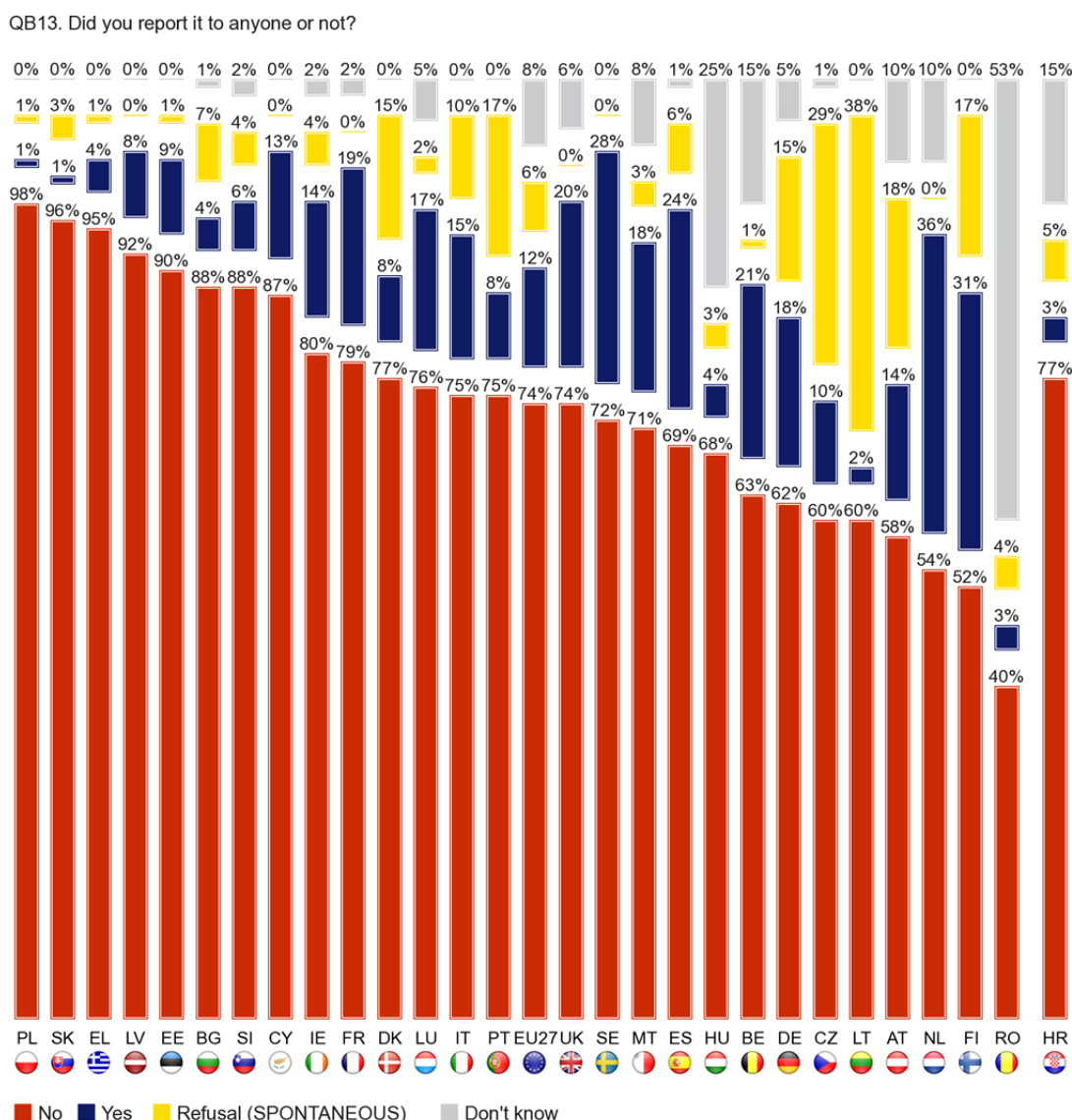
Respondents in EU15 countries are much more likely than those in NMS12 countries to say that they reported the corruption (19% vs. 3%). Respondents in NMS12 countries are much more likely than those in EU15 countries to say that they "don't know" whether or not they reported any corruption that they experienced and/or witnessed (13% vs. 3%).

The countries with the highest proportions of respondents saying that they did *not* report the case are Poland (98%), Slovakia (96%), Greece (95%), Latvia (92%) and Estonia (90%). There are a further four countries where at least eight in ten respondents say that they did not report corruption that they encountered – Bulgaria, Slovenia, Cyprus and Ireland.

<sup>26</sup> Q13. ASK IF "HAS EXPERIENCED OR WITNESSED A CASE OF CORRUPTION" AT Q12 "Did you report it to anyone or not? Yes; No; Refusal (SPONTANEOUS); Don't know"

The countries with the lowest proportions of respondents saying that they did not report their exposure to corruption are the Netherlands (54%) and Finland (52%); both also have higher proportions saying that they *did* report their exposure than any other country (36% and 31%, respectively). It should be noted that in Romania, while 40% of respondents say that they did not report their exposure to corruption (the lowest proportion of any country in Europe), only 3% say that they did report it, with an exceptionally high proportion of respondents (53%) unable to answer the question.

Other countries with particularly high proportions of “don’t knows” are Hungary (25%), and Belgium and Croatia (both 15%). The countries with the highest levels of refusal to answer this question are Lithuania (38%), the Czech Republic (29%), Austria (18%), Portugal and Finland (both 17%), and Denmark and Germany (both 15%).





In terms of socio-demographic and attitudinal categories, the most notable differences in the proportions of respondents who report their exposure to corruption are:

- 16% of those aged 55-64, compared with 9% of those aged 35-44 and 10% of 15-24 year-olds
- 16% of those who are unemployed and 14% of those who are self-employed, compared with 9% of managers and manual workers
- 13% of those who 'almost never' struggle to pay bills, compared with 9% of those who struggle 'almost all of the time'
- those who think that the level of corruption in their country has increased, compared with those who think it has stayed the same or decreased (13%, 10% and 6%, respectively)

**QB13 Did you report it to anyone or not?**

	Yes	No	Refusal (SPONTANEOUS)	DK
EU27	12%	74%	6%	8%
<b>Age</b>				
15-24	10%	78%	4%	8%
25-34	14%	71%	6%	9%
35-44	9%	81%	6%	4%
45-54	12%	75%	6%	7%
55-64	16%	66%	8%	10%
65-74	11%	69%	12%	8%
75+	14%	73%	5%	8%
<b>Respondent occupation scale</b>				
Self-employed	14%	72%	8%	6%
Managers	9%	78%	7%	6%
Other white collars	10%	77%	5%	8%
Manual workers	9%	75%	8%	8%
House persons	11%	75%	5%	9%
Unemployed	16%	74%	6%	4%
Retired	14%	68%	7%	11%
Students	13%	79%	3%	5%
<b>Difficulties paying bills</b>				
Most of the time	9%	77%	7%	7%
From time to time	12%	75%	6%	7%
Almost never	13%	73%	6%	8%
<b>Level of corruption in (OUR COUNTRY)</b>				
Has increased	13%	72%	7%	8%
Stayed the same	10%	80%	5%	5%
Has decreased	6%	84%	2%	8%

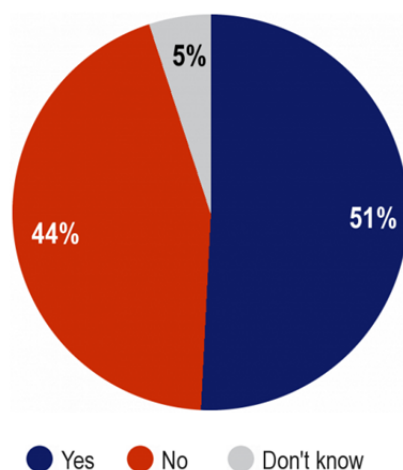
### 3. AWARENESS OF WHERE TO REPORT CORRUPTION

This section looks at whether Europeans know where they should report corruption. All respondents were asked if they knew where to report a case of corruption should they experience or witness one<sup>27</sup>.

#### Only half of all Europeans think they know where to report corruption should they encounter it

Half (51%) of respondents say that, if they were to experience or witness a case of corruption, they would know where to report it.

QB10. If you were to experience or witness a case of corruption, would you know where to report it to?



 EU27

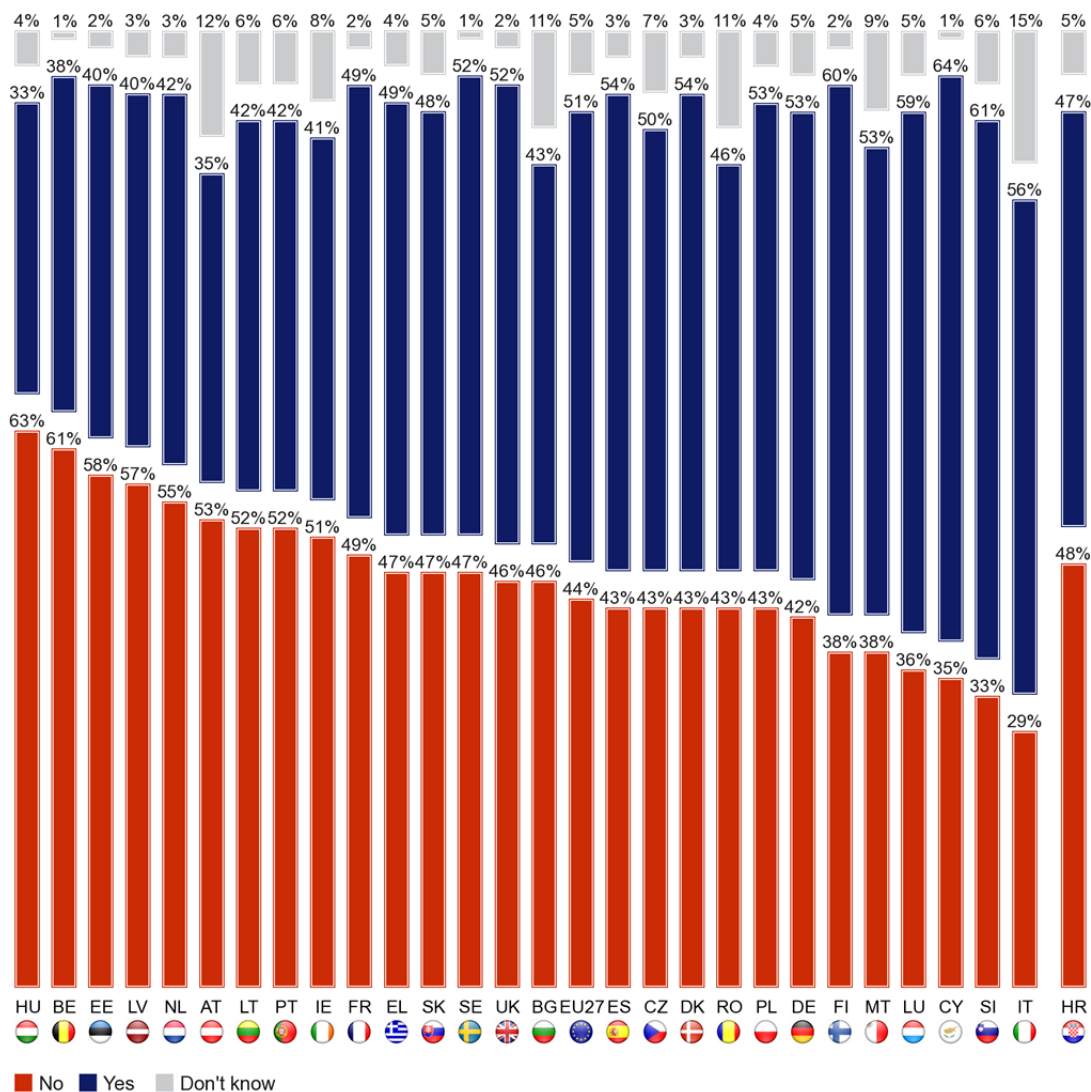
A similar proportion of respondents in both EU15 and NMS12 countries (44% and 46%, respectively) say they would not know where to report a case of corruption if they experienced or witnessed one. The countries where the highest proportions of respondents say they would not know where to report a case are Hungary (63%), Belgium (61%), Estonia (58%), Latvia (57%) and the Netherlands (55%).

The countries with the highest proportions of respondents saying that they do know where to report a case are Cyprus (64%), Slovenia (61%), Finland (60%) and Luxembourg (59%).

Countries with a notably high proportion of "don't knows" include Italy (15%), Austria (12%), and Bulgaria and Romania (both 11%).

<sup>27</sup> Q10. "If you were to experience or witness a case of corruption, would you know where to report it to? Yes, No, Don't know"

QB10. If you were to experience or witness a case of corruption, would you know where to report it to?



In terms of socio-demographic categories, the most notable differences in the proportions of respondents who say they would not know where to report a case of corruption should they experience or witness one are:

- 48% of women, compared with 40% of men
- 52% of 15-24 year-olds and 50% of those aged 75+, compared with 40% of 45-54 year-olds
- 47% of those who left full-time education aged 15 or under, compared with 40% of those who left full-time education aged 20 or older
- 51% of students and 48% of house persons, compared with 39% of those who are self-employed and managers

There are no notable differences in terms of the attitudes and experiences respondents report in relation to corruption elsewhere in the interview.

QB10 If you were to experience or witness a case of corruption, would you know where to report it to?

	Yes	No	DK
EU27	51%	44%	5%
<b>Sex</b>			
Male	55%	40%	5%
Female	47%	48%	5%
<b>Age</b>			
15-24	44%	52%	4%
25-34	50%	45%	5%
35-44	53%	42%	5%
45-54	55%	40%	5%
55-64	52%	42%	6%
65-74	52%	42%	6%
75+	43%	50%	7%
<b>Education (End of)</b>			
15-	45%	47%	8%
16-19	50%	44%	6%
20+	56%	40%	4%
Still studying	46%	51%	3%
<b>Respondent occupation scale</b>			
Self-employed	56%	39%	5%
Managers	58%	39%	3%
Other white collars	52%	41%	7%
Manual workers	51%	44%	5%
House persons	44%	48%	8%
Unemployed	50%	46%	4%
Retired	48%	45%	7%
Students	46%	51%	3%

#### 4. REASONS FOR NOT REPORTING CORRUPTION

All respondents were shown a list of possible reasons why people might decide not to report a case of corruption and asked to choose which they thought were the most important. The respondent was allowed to give up to three answers<sup>28</sup>.

**Nearly half of all Europeans think that people don't report corruption because it is difficult to prove. Around one in three think it pointless because those responsible won't be punished and that there is no protection for those reporting it.**

Just under half of respondents (47%) think that an important reason why people might choose not to report corruption is the difficulty in proving anything. Around a third of respondents think that people may choose not to report corruption because those responsible are not punished, so it is pointless (33%) and because there is no protection for those who report it (31%). Around a fifth think that people might not report corruption because they do not know where to report it to (21%), because those who do report it get into trouble with the police or other authorities (20%) and because everyone knows about it and no one reports it (20%). Around one in six respondents think that no one wants to betray anyone (16%) or that it is not worth the effort (16%).

QB14. I am going to read out some possible reasons why people may decide not to report a case of corruption. Please tell me those which you think are the most important?



EU27

Respondents in EU15 countries are somewhat more likely than those in NMS12 countries to think that people do not report corruption because it is difficult to prove anything (49% vs. 43%), or because they do not know where to report it (22% vs. 17%).

<sup>28</sup> Q14 "I am going to read out some possible reasons why people may decide not to report a case of corruption. Please tell me those which you think are the most important? Do not know where to report it to; Difficult to prove anything; Reporting it would be pointless because those responsible will not be punished; Those who report cases get into trouble with the police or with other authorities; Everyone knows about these cases and no one reports them; It is not worth the effort of reporting it; There is no protection for those who report corruption; No one wants to betray anyone; Other (SPONTANEOUS); None (SPONTANEOUS); Don't know"

Respondents in NMS12 countries are somewhat more likely than those in EU15 countries to think that reasons for not reporting corruption may be that those who do so get into trouble with the police and other authorities (25% vs. 18%) and that everyone knows about these cases and no one reports them (25% vs. 18%).

At national level, the countries where respondents are most and least likely to cite each reason are:

*Difficult to prove anything* (EU27 average: 47%)

most likely: Finland (63%), Sweden (62%), France and Luxembourg (both 59%), and Denmark (58%)

least likely: Italy and Malta (both 35%), Poland (37%), Portugal (38%), and Greece and Latvia (both 40%)

*Pointless because those responsible will not be punished* (EU27 average: 33%)

most likely: Cyprus (58%), Greece and Slovenia (both 50%), Spain (46%), the Czech Republic (44%) and Lithuania (43%)

least likely: Malta (20%) and France (25%)

*No protection for those who report corruption* (EU27 average: 31%)

most likely: Cyprus (49%), Croatia (43%), Bulgaria, Malta and the Netherlands (all 41%), and Italy and Slovenia (both 40%)

least likely: Finland (15%), Austria (21%), and Denmark, Estonia and Poland (all 24%)

*Don't know where to report it* (EU27 average: 21%)

most likely: Sweden (33%), Bulgaria (30%) and the Netherlands (29%)

least likely: the Czech Republic (11%), Italy, Cyprus and Poland (all 12%), Greece and Croatia (both 13%) and Slovakia (14%)

*Those who report it get into trouble with police/other authorities* (EU27 average: 20%)

most likely: the Czech Republic (39%), Slovakia (36%), Bulgaria (31%) and Lithuania (30%)

least likely: Sweden (9%), Denmark (11%), and Finland and the UK (both 13%)

*Everyone knows and no one reports them* (EU27 average: 20%)

most likely: Slovakia (32%), Greece (31%), Croatia (30%), Italy, Cyprus and Romania (all 29%)

least likely: the Netherlands (11%), Denmark and the UK (both 12%), and Germany and Finland (both 14%)

Not worth the effort of reporting it (EU27 average: 16%)

most likely: Latvia (27%), Finland and Croatia (both 26%), Austria, Portugal and Slovenia (all 25%), Sweden (24%), and Ireland, Spain and Cyprus (all 23%)

least likely: France (6%), Italy (8%) and Luxembourg (9%)

No one wants to betray anyone (EU27 average: 16%)

most likely: Denmark (33%), Austria (27%), Estonia, France and Poland (all 25%), Sweden (23%), Belgium and the Netherlands (both 22%)

least likely: Bulgaria (5%), Italy (6%), Spain (7%), Malta and Portugal (both 9%)

QB14 I am going to read out some possible reasons why people may decide not to report a case of corruption. Please tell me those which you think are the most important?

	Difficult to prove anything	Reporting it would be pointless because those responsible will not be punished	There is no protection for those who report corruption	Do not know where to report it to	Those who report cases get into trouble with the police or other authorities	Everyone knows about these cases and no one reports them	It is not worth the effort of reporting it	No one wants to betray anyone	Other (SPONTANEOUS)	None (SPONTANEOUS)	Don't know
EU27	47%	33%	31%	21%	20%	20%	16%	16%	2%	3%	4%
BE	54%	29%	29%	26%	21%	17%	19%	22%	3%	2%	1%
BG	47%	36%	41%	30%	31%	22%	19%	5%	1%	0%	5%
CZ	53%	44%	30%	11%	39%	22%	15%	12%	0%	1%	2%
DK	58%	27%	24%	26%	11%	12%	19%	33%	2%	4%	3%
DE	54%	27%	26%	18%	20%	14%	14%	21%	1%	7%	4%
EE	52%	34%	24%	20%	25%	17%	21%	25%	1%	1%	3%
IE	41%	37%	31%	23%	16%	19%	23%	16%	2%	3%	4%
EL	40%	50%	30%	13%	23%	31%	16%	11%	1%	2%	2%
ES	42%	46%	25%	21%	22%	18%	23%	7%	3%	1%	2%
FR	59%	25%	32%	26%	15%	19%	6%	25%	1%	3%	3%
IT	35%	38%	40%	12%	21%	29%	8%	6%	1%	4%	5%
CY	46%	58%	49%	12%	29%	29%	23%	14%	1%	1%	0%
LV	40%	41%	28%	15%	21%	21%	27%	18%	0%	1%	2%
LT	42%	43%	33%	17%	30%	22%	17%	17%	3%	1%	2%
LU	59%	27%	28%	21%	25%	21%	9%	17%	2%	3%	3%
HU	52%	38%	29%	22%	19%	27%	20%	17%	1%	1%	2%
MT	35%	20%	41%	15%	26%	19%	14%	9%	2%	0%	8%
AT	53%	38%	21%	27%	21%	28%	25%	27%	3%	2%	1%
NL	47%	31%	41%	29%	23%	11%	15%	22%	2%	3%	1%
PL	37%	28%	24%	12%	22%	24%	19%	25%	2%	0%	5%
PT	38%	33%	30%	21%	18%	18%	25%	9%	1%	3%	5%
RO	41%	32%	35%	25%	22%	29%	13%	12%	0%	1%	5%
SI	49%	50%	40%	16%	24%	23%	25%	12%	2%	0%	1%
SK	45%	39%	35%	14%	36%	32%	17%	14%	0%	1%	1%
FI	63%	30%	15%	21%	13%	14%	26%	18%	4%	3%	2%
SE	62%	27%	29%	33%	9%	17%	24%	23%	2%	3%	2%
UK	50%	34%	34%	28%	13%	12%	22%	14%	3%	2%	5%
HR	45%	38%	43%	13%	22%	30%	26%	15%	1%	1%	1%

<b>Highest percentage per country</b>	<b>Lowest percentage per country</b>
Highest percentage per item	Lowest percentage per item



There are few notable differences between socio-demographic categories in terms of the reasons they cite as possible barriers to reporting cases of corruption. The most notable difference concerns the belief that people may decide not to report corruption because those responsible will not be punished: respondents who say they struggle to pay bills most of the time are more likely than those who almost never struggle to think that this is an important reason (40% vs. 31%).

There are some differences in terms of the attitudes and experiences of respondents. The most notable differences when it comes to the reasons why people may not report corruption are:

- Those who think corruption in their country is widespread are more likely than those who think it is rare to say:
  - it would be pointless because those responsible will not be punished (37% vs. 23%)
  - everyone knows about these cases and no one reports them (22% vs. 13%)
  - there is no protection for those who report it (33% vs. 24%)
- Those who think that the level of corruption in their country has increased are more likely than those who think it has decreased to say:
  - it would be pointless because those responsible will not be punished (38% vs. 24%)
- Those who have experienced or witnessed corruption are more likely than those who have not to say:
  - it would be pointless because those responsible will not be punished (43% and 41%, respectively vs. 33%)
- Those who agree that they are personally affected by corruption in their daily lives are more likely than those who disagree to say:
  - it would be pointless because those responsible will not be punished (41% vs. 31%)
- Those who know someone who takes or has taken bribes are more likely than those who do not to say:
  - it would be pointless because those responsible will not be punished (42% vs. 32%)
  - everyone knows about these cases and no one reports them (27% vs. 18%)

QB14 I am going to read out some possible reasons why people may decide not to report a case of corruption. Please tell me those which you think are the most important? (ROTATE – MAX. 3 ANSWERS)

	Difficult to prove anything	Reporting it would be pointless because those responsible will not be punished	There is no protection for those who report corruption	Do not know where to report it to	Those who report cases get into trouble with the police or other authorities	Everyone knows about these cases and no one reports them	No one wants to betray anyone	It is not worth the effort of reporting it
EU27	47%	33%	31%	21%	20%	20%	16%	16%
<b>Difficulties paying bills</b>								
Most of the time	44%	40%	34%	21%	20%	24%	14%	16%
From time to time	46%	36%	32%	21%	21%	22%	15%	16%
Almost never	49%	31%	30%	21%	19%	18%	18%	16%
<b>In (OUR COUNTRY) corruption is...</b>								
Widespread	47%	37%	33%	20%	21%	22%	15%	16%
Rare	54%	23%	24%	24%	15%	13%	21%	16%
<b>Experienced or witnessed corruption</b>								
Yes, experienced	43%	43%	31%	13%	25%	28%	17%	19%
Yes, witnessed	54%	41%	31%	20%	24%	25%	14%	23%
No	48%	33%	31%	21%	19%	19%	16%	16%
<b>Personally affected by corruption in daily life</b>								
Agree	43%	41%	32%	19%	22%	24%	12%	18%
Disagree	50%	31%	31%	22%	19%	18%	18%	15%
<b>You know someone who takes bribes</b>								
Yes	51%	42%	36%	16%	25%	27%	17%	17%
No	47%	32%	30%	22%	19%	18%	16%	16%
<b>Level of corruption in (OUR COUNTRY)</b>								
Has increased	46%	38%	34%	20%	22%	22%	14%	16%
Stayed the same	51%	30%	28%	21%	18%	19%	18%	17%
Has decreased	47%	24%	26%	20%	15%	17%	25%	16%

## 5. LEVEL OF TRUST IN AUTHORITIES

The final section of this chapter and the report focuses on which bodies or institutions Europeans would trust most to deal with a case of corruption if they wanted to make a complaint.

After respondents had been asked whether they knew where to report a case of corruption, they were then asked whom they would trust the most to deal with a corruption case if they wanted to complain about it, naming as many bodies as they wished from a list<sup>29</sup>.

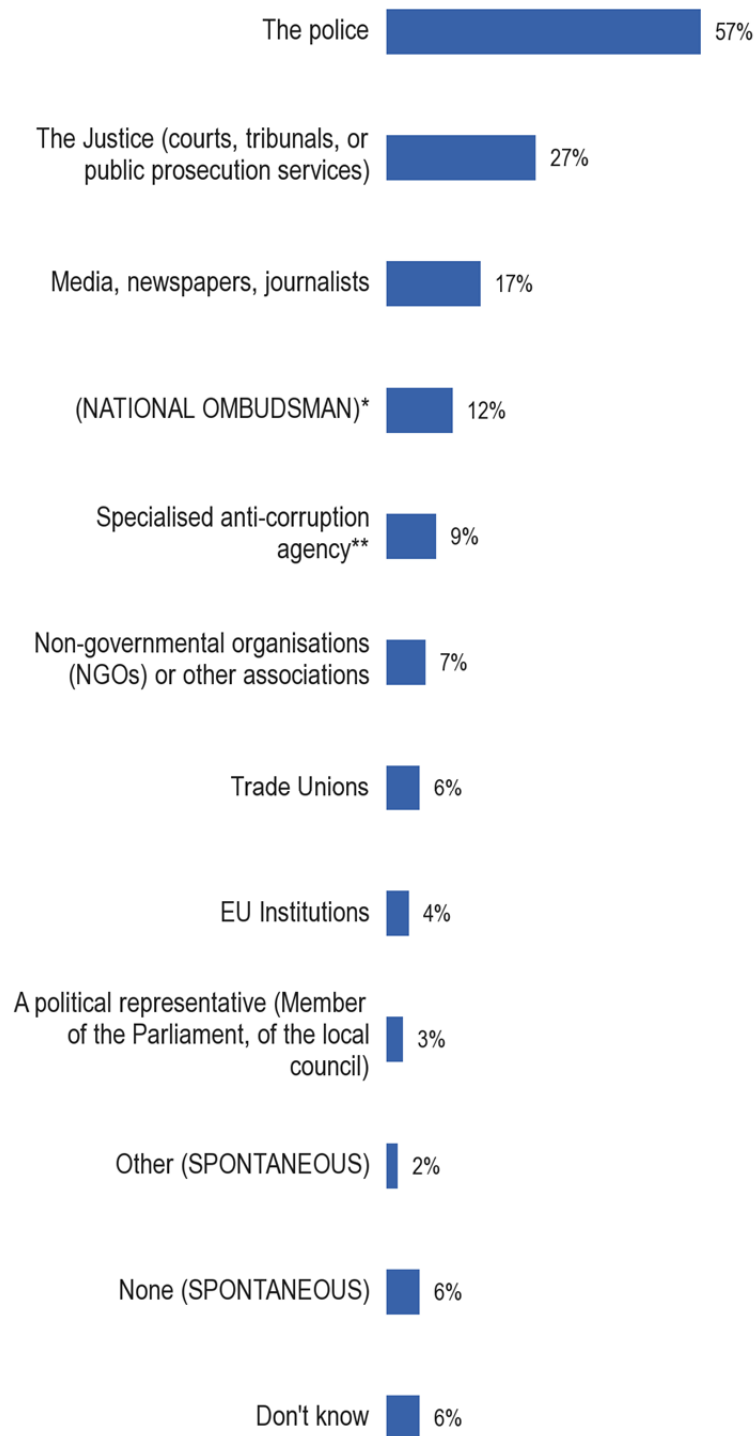
### **Europeans are most likely to trust the police and least likely to trust political representatives and EU institutions to deal with complaints about corruption**

Around three-fifths (57%) of respondents mention the police and around a quarter (27%) mention the justice system (courts, tribunals, or public prosecution services) as bodies they would trust most to deal with a complaint about a case of corruption. Around one in six (17%) say they would trust the media/newspapers/journalists and around one in eight (12%) mention their national ombudsman. All other bodies are mentioned by less than one in ten, with EU institutions (4%) and political representatives (3%) least likely to be most trusted to solve a complaint.

---

<sup>29</sup> Q11. "And if you wanted to complain about this case of corruption, whom would you trust the most to deal with it? The police; The Justice (courts, tribunals, or public prosecution services); Non-governmental organisations (NGOs) or other associations; Media, newspapers, journalists; National Ombudsman; A political representative (Member of the Parliament, of the local council); Specialised anti-corruption agency; Trade Unions; EU Institutions; Other (SPONTANEOUS); None (SPONTANEOUS); Don't know"

QB11. And if you wanted to complain about this case of corruption, whom would you trust most to deal with it?



 EU27

\*This item was not asked in Germany; \*\*This item was asked only in AT, BG, ES, FR, IT, LT, LV, PL, PT, RO and SI

Respondents in EU15 countries are much more likely than those in NMS12 countries to say that they would most trust the police (60% vs. 48%), the justice system (30% vs. 17%) and trade unions (7% vs. 2%) to deal with a complaint about corruption. Respondents in NMS12 countries are much more likely than those in EU15 countries to say they would most trust a specialised anti-corruption agency (16% vs. 8%) and more likely to cite the media (21% vs. 16%) as bodies they would trust the most.

The police force is the most trusted of all bodies/institutions in all Member States except Latvia and Lithuania, and in Croatia. It is most likely to be mentioned by respondents in Finland (80%), followed by those in Denmark (75%). It is least likely to be mentioned in Lithuania (26%), followed by Latvia (29%).

The proportion of respondents mentioning the justice system as the institution they would most trust to resolve a complaint ranges from 57% in Sweden to 7% in Bulgaria, Ireland, Latvia and Malta. Sweden is the only country where a majority perceive it to be an institution they would most trust.

The media receive the most mentions in Denmark (35%), followed by Croatia (32%), Bulgaria and Cyprus (both 29%), and Lithuania and Sweden (both 28%), and the fewest in Malta (7%), Portugal (8%) and the UK (9%).

The National Ombudsman is most likely to be mentioned by respondents in the Netherlands (48%), followed by Ireland and Cyprus (both 34%), and least likely to be mentioned in Italy (1%) and Lithuania (2%).

Among the 11 Member States where respondents were given the option of choosing a specialised anti-corruption agency<sup>30</sup>, those in Slovenia (46%) are most likely, and those in Portugal (8%) and Spain (9%) least likely, to mention it as an organisation they would most trust to deal with a complaint.

NGOs are most likely to be trusted by respondents in Croatia (17%) and Austria (13%) and least likely to be trusted by those in Poland (3%). Trade unions are most likely to be trusted in Denmark (21%) and least likely to be mentioned in Portugal and Romania (both 1%). Those most likely to put their trust in EU institutions are respondents in Slovenia (10%), with those in Portugal (1%) least likely. The proportion of respondents mentioning political representatives as people they would most trust to deal with a corruption complaint is highest in Denmark and the UK (both 9%) and lowest in Greece (0%).

---

<sup>30</sup> Austria, Bulgaria, Spain, France, Italy, Lithuania, Latvia, Poland, Portugal, Romania and Slovenia.

QB11 And if you wanted to complain about this case of corruption, whom would you trust most to deal with it?

	The police	The Justice (courts, tribunals, or public prosecution services)	Media, newspapers, journalists	(NATIONAL OMBUDSMAN)	Specialised anti-corruption agency	Non-governmental organisations (NGOs) or other associations	Trade Unions	EU Institutions	A political representative (Member of the Parliament, of the local council)	Other (SPONTANEOUS)	None (SPONTANEOUS)	Don't know
EU27	57%	27%	17%	12%	9%	7%	6%	4%	3%	2%	6%	6%
BE	56%	32%	17%	21%	-	8%	17%	6%	6%	3%	7%	1%
BG	36%	7%	29%	10%	22%	6%	3%	5%	1%	1%	9%	17%
CZ	49%	9%	26%	26%	-	12%	3%	3%	2%	1%	9%	6%
DK	75%	43%	35%	24%	-	4%	21%	7%	9%	1%	1%	2%
DE	67%	42%	21%	-	-	10%	7%	3%	4%	2%	4%	4%
EE	54%	24%	18%	12%	-	4%	5%	7%	3%	2%	11%	7%
IE	51%	7%	13%	34%	-	6%	5%	4%	4%	2%	9%	6%
EL	51%	29%	16%	22%	-	7%	2%	5%	0%	1%	12%	6%
ES	57%	31%	13%	11%	9%	5%	4%	3%	1%	2%	7%	4%
FR	53%	35%	19%	10%	22%	9%	10%	3%	3%	2%	5%	4%
IT	63%	20%	12%	1%	15%	6%	3%	2%	1%	3%	7%	7%
CY	47%	17%	29%	34%	-	11%	3%	8%	8%	2%	15%	2%
LV	29%	7%	23%	14%	32%	5%	4%	8%	2%	1%	16%	7%
LT	26%	11%	28%	2%	29%	5%	2%	3%	1%	4%	13%	10%
LU	56%	34%	23%	25%	-	10%	15%	8%	6%	2%	4%	2%
HU	38%	23%	15%	21%	-	11%	2%	6%	3%	2%	12%	10%
MT	59%	7%	7%	10%	-	7%	2%	6%	4%	2%	5%	17%
AT	41%	33%	22%	29%	27%	13%	12%	3%	5%	2%	7%	8%
NL	53%	33%	20%	48%	-	4%	14%	4%	8%	2%	2%	3%
PL	53%	23%	19%	14%	16%	3%	2%	5%	1%	2%	4%	11%
PT	49%	16%	8%	7%	8%	5%	1%	1%	1%	1%	10%	16%
RO	48%	13%	19%	6%	28%	4%	1%	6%	2%	1%	11%	12%
SI	47%	8%	25%	25%	46%	8%	2%	10%	1%	3%	7%	2%
SK	53%	10%	27%	16%	-	10%	2%	5%	4%	1%	8%	7%
FI	80%	31%	13%	21%	-	6%	10%	5%	3%	2%	3%	2%
SE	65%	57%	28%	21%	-	9%	9%	5%	5%	1%	1%	2%
UK	63%	15%	9%	22%	-	8%	8%	2%	9%	3%	4%	5%
HR	34%	15%	32%	8%	-	17%	3%	9%	1%	2%	13%	6%

<b>Highest percentage per country</b>	<b>Lowest percentage per country</b>
Highest percentage per item	Lowest percentage per item

\*This item was not asked in Germany;  
 \*\*This item was asked only in AT, BG, ES, FR, IT, LT, LV, PL, PT, RO and SI

The differences in opinion between socio-demographic categories tend to be small, with the order in which they place the organisations/bodies similar across all demographic groups.

The most marked differences in opinion between the attitudinal groups are:

- those who think corruption is rare in their country are more likely than those who think it widespread to mention the justice system (38% vs. 25%)
- those who have witnessed or experienced a case of corruption in the last year are more likely than those who have not to mention the media (28%, 28% and 16%, respectively) and *less* likely to mention the police (41%, 43% and 59%)
- those who have experienced a case of corruption are more likely than those who have not to mention a specialist anti-corruption agency (17% vs. 9%)
- those who know someone who takes or has taken bribes are more likely than those who do not to mention the media (26% vs. 15%) and *less* likely to mention the police (45% vs. 60%)

QB11 And if you wanted to complain about this case of corruption, whom would you trust most to deal with it? (ROTATE – MULTIPLE ANSWERS POSSIBLE)

	The police	The Justice (courts, tribunals, or public prosecution services)	Non-governmental organisations (NGOs) or other associations	Media, newspapers, journalists	National Ombudsman	A political representative (Member of the Parliament, of the local council)	Specialised anti-corruption agency	Trade Unions	EU Institutions
EU27	57%	27%	7%	17%	12%	3%	9%	6%	4%
<b>In (OUR COUNTRY) corruption is...</b>									
Widespread	56%	25%	7%	18%	12%	3%	11%	6%	4%
Rare	63%	38%	9%	17%	15%	6%	6%	8%	4%
<b>Experienced or witnessed corruption</b>									
Yes, experienced	43%	22%	8%	28%	15%	4%	17%	5%	8%
Yes, witnessed	41%	25%	13%	28%	16%	4%	14%	9%	8%
No	59%	27%	7%	16%	12%	3%	9%	6%	3%
<b>You know someone who takes bribes</b>									
Yes	45%	29%	11%	26%	16%	3%	14%	8%	6%
No	60%	27%	7%	15%	12%	4%	8%	6%	3%



## CONCLUSIONS

While only a minority of Europeans overall have personal experience of corruption, most Europeans believe it is a widespread problem in their country, and around one in three think the problem is very widespread. Europeans are more likely now than they were in 2011 to think that the level of corruption in their country has increased in the last three years, with only a small minority believing that corruption in their country has decreased.

Most Europeans think that corruption exists in institutions at local and regional, national and EU level, although public opinion is slightly more positive than in 2011 for the two areas where comparative data are available. Europeans are a little less likely to perceive corruption to be present within EU institutions and less likely to be totally convinced that it is present within national institutions, although the overall proportion thinking that it exists to some extent within national institutions remains virtually unchanged.

Europeans are most likely to think that bribery and the abuse of positions of power for personal gain are widespread within political parties and among politicians. Among the reasons underlying these views may be the fact that most respondents agree that there is insufficient transparency and supervision of political party financing, that links between politics and business are too close and that political connections are key in order to be successful in business. The majority of Europeans also believe that corruption is part of the business culture within their country and that it hinders business competition.

Not only do Europeans perceive institutional corruption to be widespread, but most are not convinced that the problem is being tackled effectively, either by their own governments or judiciary or by EU institutions, although views are slightly more positive than in 2011. Around one in four think their government's efforts are effective and that there are enough successful prosecutions to deter people from corrupt practices, one in three that measures taken in their country to combat corruption are applied impartially and only around one in six that the pursuit of high-level corruption cases is effective.

It is therefore not surprising that, while the justice system is the second most widely mentioned body that Europeans say they would most trust to deal with a complaint about corruption should the need arise, it is only mentioned by around one in four, with the most widely trusted body, the police, mentioned by around three in five Europeans.

Just over a quarter of Europeans believe that EU institutions help in reducing corruption in their country. This is perhaps surprising, given that the majority of Europeans believe widespread corruption exists within EU institutions and only a very small minority would put their trust in them if they needed to complain about a case of corruption.

A sizeable minority of Europeans condone corruption, with around one in four believing that it is acceptable to give a gift or perform a favour in return for getting something from the public administration or public services, and around one in six thinking it is acceptable to give money. For each practice, Europeans are most likely to say it is sometimes rather than always acceptable to do so. Around three-quarters of Europeans agree that bribery and the use of connections is often the easiest way of obtaining certain public services in their country.

Despite the fact that a majority of Europeans think that corruption is widespread in their country, and more than in 2011 believe that the level has increased in the last three years, Europeans are a little less likely now than they were in 2011 to say that they are personally affected by corruption in their daily lives. Nevertheless, a significant minority - one in four Europeans - believe that they are.

Around one in eight Europeans say that they personally know someone who gives or has taken bribes. Around one in twelve Europeans say they have experienced or witnessed a case of corruption in the past year, but most - almost three in four - say that they did not report this to the authorities. It may be that these encounters go unreported because Europeans do not know how to report them: when asked if they would know where to report corruption, only half of all Europeans said that they would.

Other underlying reasons may stem from beliefs that it is difficult to prove anything, that it is pointless because those responsible are not punished and that there is no protection for those that do. These are the reasons Europeans are most likely to pick when asked to consider why some people might choose not to report corruption.

In their dealings with various public and private services, institutions and officials over the past year, one in twenty-five Europeans report that they have been asked or expected to pay a bribe for services. They are most likely to report that this happened in dealings with the healthcare system, followed by dealings with private companies and the police or customs.

One in twenty Europeans who have visited a public health practitioner or institution in the past year say they had to give an additional payment, valuable gift or make a hospital donation for the service they received.

Both attitudes and levels of exposure to corruption vary enormously from one group of countries to another, and between EU Member States. Respondents in NMS12 countries are much more likely than those in EU15 countries to have been exposed to corruption, due to their much greater likelihood of experiencing (rather than witnessing) it.

They are much more likely to have been asked or expected to pay a bribe for dealings they have had with various public and private services and institutions and officials in the past year, particularly for services in the healthcare system, and more than twice as likely as respondents in EU15 countries to say they have had to give an additional payment, valuable gift or hospital donation for services received from their healthcare system. They are also more likely to agree that they are affected by corruption in their daily lives and that they know someone who takes or has taken bribes.

It is perhaps not surprising in this context to find that respondents in NMS12 countries are more likely than those in EU15 countries to consider it acceptable - at least in some circumstances - to do a favour or make a gift in return for receiving public services, although it is rare in both NMS12 and EU15 countries for these practices to be regarded as always acceptable and less common for people to believe that monetary payments in exchange for services received are acceptable.

As well as being more likely than those in EU15 countries to be exposed to corruption, respondents in NMS12 countries have a much greater tendency to think that corruption is widespread in their country, that it is part of their country's business culture and that it is widespread among their police or customs, although their perceptions of corruption existing within public institutions at national and local or regional level are similar to those in EU15 countries.

The findings of the survey generally illustrate that people who are exposed to corruption tend to perceive corruption to be more prevalent in their country, and this is reflected to some extent in the differing experiences and views of those in NMS12 countries and those in EU15 countries.

Interestingly, respondents in NMS12 countries, while having more negative views of corruption in their own country than those in EU15 countries, hold more positive opinions of the EU institutions - they are much less likely to think corruption exists within them and much more likely to think that EU institutions help reduce corruption in their country.

Respondents in Southern and Eastern Europe are generally more likely to see corruption as a widespread problem and to think that its level has increased. They are also more likely to think that bribery and the use of connections are often the easiest way to obtain some public services and that corruption is part of their business culture. All countries in Eastern Europe have levels of experiencing or witnessing corruption above the EU average. In contrast, people living in Northern and Western Europe are generally less likely to think corruption is a widespread problem in their country, that it has increased, that it is part of their business culture or that it is the easiest way to obtain certain public services.

Respondents in Greece, Cyprus, Italy and Spain are most negative about corruption. Respondents in Greece are the most likely to think that corruption is widespread in their country, that it is present in their local or regional and national public institutions and that bribery is often the easiest way to obtain certain public services.

Respondents in Spain are more likely than those elsewhere in the EU to think that corruption is widespread within political parties, among politicians and in banks and financial institutions, that the level of corruption within the country has increased and that high-level corruption cases are not pursued sufficiently. Respondents in Greece and Spain are also most likely to think that they are personally affected by corruption in their daily lives. In Spain, the proportion saying this has increased dramatically since 2011.

Respondents in Denmark are the least likely to think that corruption is a widespread problem in their country, that they are personally affected by it in their daily lives, that it exists within their local, regional or national public institutions, or that it is widespread among politicians and officials awarding public tenders or issuing building permits. They also hold the most positive views about all issues relating to corruption within business, the transparency of political party financing and the prevalence of bribery among their politicians. They are the most likely to think their government's efforts are effective at tackling corruption, that high-level corruption cases are pursued effectively and that measures against corruption are impartially applied.

However, there has been a deterioration of public opinion in Denmark in some areas, most notably regarding the presence of corruption in national public institutions and the belief there are enough successful prosecutions to deter people from corrupt practices.

Besides those in Denmark, respondents in Sweden, Finland and the Netherlands are also relatively positive. In addition, some other Member States have seen quite large shifts in perceptions of corruption since 2011, for the most part towards more positive opinions. Those showing the most marked improvements in public perceptions are mainly found among the NMS12 countries. For example, Bulgaria has seen the greatest fall in the proportion thinking that they are affected by corruption in their daily lives, with Lithuania, Romania, Hungary, Slovakia, Latvia and Malta also seeing marked decreases.

The only EU15 countries showing comparable shifts on this measure are Portugal and Greece. Hungary has seen the greatest improvement in public opinion on corruption within national public institutions and EU institutions, Lithuania and Austria also show marked improvements in relation to national institutions, and Malta, Bulgaria, Slovenia and Greece see the most notable improvements in relation to EU institutions.

Malta and Hungary, along with Portugal, show the biggest decline in the perception that corruption is part of the business culture. Romania, along with Belgium, shows the most marked improvement in the opinion that government efforts to combat corruption are effective, and Romania and Malta see the largest rise in respondents who believe that there are sufficient successful prosecutions to act as a deterrent.

The most striking deterioration in opinion is the increase in Spain in the proportion who think they are affected by corruption in their daily lives. Other countries in which public opinion has worsened are the Netherlands, in relation to corruption within national public institutions and EU institutions and corruption being part of the business culture, Bulgaria, in relation to the efforts of both the government and EU institutions to reduce corruption, Luxembourg, in relation to corruption within national public institutions and corruption being part of the business culture, and Ireland and Slovenia, in relation to the sufficient transparency of political party financing.

The most consistent socio-demographic trends that distinguish opinion are that respondents who leave education at an early age, struggle to pay household bills or who are unemployed tend to hold more negative views on corruption, while those who leave education at a much later age, those who are managers and students and those who almost never struggle to pay their bills are more inclined to be positive.

Overall, the survey findings suggest that Europeans see corruption as a significant issue both within national and EU institutions, and are sceptical about the success of the efforts of either their own authorities or those of the EU to address the problems.

While people in NMS12 countries are more likely than those in EU15 countries both to experience corruption and to perceive it as widespread, there have been notable improvements in perceptions in some NMS12 countries, and it is in some EU15 Member States - not least those that have relatively positive views about corruption - that there are more signs of growing concern.

## **ANNEXES**

## **TECHNICAL SPECIFICATIONS**

## SPECIAL EUROBAROMETER 397

### Corruption

### TECHNICAL SPECIFICATIONS

Between the 23<sup>rd</sup> February and the 10<sup>th</sup> March 2013, TNS Opinion & Social, a consortium created between TNS plc and TNS opinion, carried out the wave 79.1 of the EUROBAROMETER survey, on request of the EUROPEAN COMMISSION, Directorate-General for Communication, "Strategy, Corporate Communication Actions and Eurobarometer".

The SPECIAL EUROBAROMETER 397 survey is part of wave 79.1 and covers the population of the respective nationalities of the European Union Member States, resident in each of the Member States and aged 15 years and over.

The SPECIAL EUROBAROMETER 397 survey has also been conducted in Croatia. In this country, the survey covers the national population of citizens and the population of citizens of all the European Union Member States that are residents in this country and have a sufficient command of the national languages to answer the questionnaire.

The basic sample design applied in all states is a multi-stage, random (probability) one. In each country, a number of sampling points was drawn with probability proportional to population size (for a total coverage of the country) and to population density.

In order to do so, the sampling points were drawn systematically from each of the "administrative regional units", after stratification by individual unit and type of area. They thus represent the whole territory of the countries surveyed according to the EUROSTAT NUTS II (or equivalent) and according to the distribution of the resident population of the respective nationalities in terms of metropolitan, urban and rural areas. In each of the selected sampling points, a starting address was drawn, at random. Further addresses (every Nth address) were selected by standard "random route" procedures, from the initial address. In each household, the respondent was drawn, at random (following the "closest birthday rule"). All interviews were conducted face-to-face in people's homes and in the appropriate national language. As far as the data capture is concerned, CAPI (*Computer Assisted Personal Interview*) was used in those countries where this technique was available.

For each country a comparison between the sample and the universe was carried out. The Universe description was derived from Eurostat population data or from national statistics offices. For all countries surveyed, a national weighting procedure, using marginal and intercellular weighting, was carried out based on this Universe description. In all countries, gender, age, region and size of locality were introduced in the iteration procedure. For international weighting (i.e. EU averages), TNS Opinion & Social applies the official population figures as provided by EUROSTAT or national statistic offices. The total population figures for input in this post-weighting procedure are listed below.



Readers are reminded that survey results are estimations, the accuracy of which, everything being equal, rests upon the sample size and upon the observed percentage. With samples of about 1,000 interviews, the real percentages vary within the following confidence limits:

Statistical Margins due to the sampling process (at the 95% level of confidence)											
<i>various sample sizes are in rows</i>						<i>various observed results are in columns</i>					
	5%	10%	15%	20%	25%	30%	35%	40%	45%	50%	
	95%	90%	85%	80%	75%	70%	65%	60%	55%	50%	
N=50	6,0	8,3	9,9	11,1	12,0	12,7	13,2	13,6	13,8	13,9	N=50
N=500	1,9	2,6	3,1	3,5	3,8	4,0	4,2	4,3	4,4	4,4	N=500
N=1000	1,4	1,9	2,2	2,5	2,7	2,8	3,0	3,0	3,1	3,1	N=1000
N=1500	1,1	1,5	1,8	2,0	2,2	2,3	2,4	2,5	2,5	2,5	N=1500
N=2000	1,0	1,3	1,6	1,8	1,9	2,0	2,1	2,1	2,2	2,2	N=2000
N=3000	0,8	1,1	1,3	1,4	1,5	1,6	1,7	1,8	1,8	1,8	N=3000
N=4000	0,7	0,9	1,1	1,2	1,3	1,4	1,5	1,5	1,5	1,5	N=4000
N=5000	0,6	0,8	1,0	1,1	1,2	1,3	1,3	1,4	1,4	1,4	N=5000
N=6000	0,6	0,8	0,9	1,0	1,1	1,2	1,2	1,2	1,3	1,3	N=6000
N=7000	0,5	0,7	0,8	0,9	1,0	1,1	1,1	1,1	1,2	1,2	N=7000
N=7500	0,5	0,7	0,8	0,9	1,0	1,0	1,1	1,1	1,1	1,1	N=7500
N=8000	0,5	0,7	0,8	0,9	0,9	1,0	1,0	1,1	1,1	1,1	N=8000
N=9000	0,5	0,6	0,7	0,8	0,9	0,9	1,0	1,0	1,0	1,0	N=9000
N=10000	0,4	0,6	0,7	0,8	0,8	0,9	0,9	1,0	1,0	1,0	N=10000
N=11000	0,4	0,6	0,7	0,7	0,8	0,9	0,9	0,9	0,9	0,9	N=11000
N=12000	0,4	0,5	0,6	0,7	0,8	0,8	0,9	0,9	0,9	0,9	N=12000
N=13000	0,4	0,5	0,6	0,7	0,7	0,8	0,8	0,8	0,9	0,9	N=13000
N=14000	0,4	0,5	0,6	0,7	0,7	0,8	0,8	0,8	0,8	0,8	N=14000
N=15000	0,3	0,5	0,6	0,6	0,7	0,7	0,8	0,8	0,8	0,8	N=15000
	5%	10%	15%	20%	25%	30%	35%	40%	45%	50%	
	95%	90%	85%	80%	75%	70%	65%	60%	55%	50%	

ABBR.	COUNTRIES	INSTITUTES	N° INTERVIEWS	FIELDWORK DATES		POPULATION 15+
BE	Belgium	TNS Dimarso	1.090	23/02/2013	10/03/2013	8.939.546
BG	Bulgaria	TNS BBSS	1.000	23/02/2013	04/03/2013	6.537.510
CZ	Czech Rep.	TNS Aisa	1.000	23/02/2013	05/03/2013	9.012.443
DK	Denmark	TNS Gallup DK	1.002	23/02/2013	10/03/2013	4.561.264
DE	Germany	TNS Infratest	1.545	23/02/2013	10/03/2013	64.336.389
EE	Estonia	Emor	1.000	23/02/2013	10/03/2013	945.733
IE	Ireland	IMS Millward Brown	1.003	26/02/2013	10/03/2013	3.522.000
EL	Greece	TNS ICAP	1.001	23/02/2013	08/03/2013	8.693.566
ES	Spain	TNS Demoscopia	1.006	23/02/2013	10/03/2013	39.127.930
FR	France	TNS Sofres	1.058	23/02/2013	10/03/2013	47.756.439
IT	Italy	TNS Italia	1.020	23/02/2013	08/03/2013	51.862.391
CY	Rep. of Cyprus	Synovate	505	23/02/2013	10/03/2013	660.400
LV	Latvia	TNS Latvia	1.014	23/02/2013	10/03/2013	1.447.866
LT	Lithuania	TNS LT	1.029	23/02/2013	06/03/2013	2.829.740
LU	Luxembourg	TNS ILReS	509	23/02/2013	08/03/2013	434.878
HU	Hungary	TNS Hoffmann Kft	1.015	23/02/2013	10/03/2013	8.320.614
MT	Malta	MISCO	500	23/02/2013	07/03/2013	335.476
NL	Netherlands	TNS NIPO	1.021	23/02/2013	10/03/2013	13.371.980
AT	Austria	Österreichisches Gallup-Institut	1.052	23/02/2013	10/03/2013	7.009.827
PL	Poland	TNS OBOP	1.000	23/02/2013	10/03/2013	32.413.735
PT	Portugal	TNS EUROTESTE	1.026	24/02/2013	10/03/2013	8.080.915
RO	Romania	TNS CSOP	1.030	23/02/2013	05/03/2013	18.246.731
SI	Slovenia	RM PLUS	1.012	23/02/2013	09/03/2013	1.759.701
SK	Slovakia	TNS Slovakia	1.000	23/02/2013	10/03/2013	4.549.955
FI	Finland	TNS Gallup Oy	1.030	23/02/2013	10/03/2013	4.440.004
SE	Sweden	TNS GALLUP	1.010	23/02/2013	10/03/2013	7.791.240
UK	United Kingdom	TNS UK	1.308	23/02/2013	10/03/2013	51.848.010
<b>TOTAL EU27</b>			<b>26.786</b>	<b>23/02/2013</b>	<b>10/03/2013</b>	<b>408.836.283</b>
HR	Croatia	Puls	1.000	23/02/2013	10/03/2013	3.749.400
<b>TOTAL</b>			<b>27.786</b>	<b>23/02/2013</b>	<b>10/03/2013</b>	<b>412.585.683</b>

## QUESTIONNAIRE

B. CORRUPTION

ASK ALL

QB1	Have you been to a public healthcare practitioner such as a GP (general practitioner) or a public healthcare institution such as a public hospital in the past 12 months? (INT.: If needed, explain to the respondent that a public healthcare institution includes all medical practices where the treatment is largely paid by the public social security funds or from taxes)
-----	--

(ONE ANSWER ONLY)

Yes	1
No	2
DK	3

NEW

ASK QB2 AND QB3 IF "HAS HAD CONTACT WITH PUBLIC HEALTHCARE SECTOR IN THE LAST 12 MONTHS", CODE 1 IN QB1 – OTHERS GO TO QB4

QB2	Apart from official fees did you have to give an extra payment or a valuable gift to a nurse or a doctor, or make a donation to the hospital?
-----	---

(ONE ANSWER ONLY)

Yes	1
No	2
Refusal (SPONTANEOUS)	3
DK	4

NEW

ASK QB3 IF "EXTRA PAYMENT", CODE 1 IN QB2 – OTHERS GO TO QB4

QB3 Which of the following describe what happened?

(SHOW CARD – READ OUT – ROTATE – MULTIPLE ANSWERS POSSIBLE)

You felt that you had to give an extra payment or a valuable gift and you did so before the care was given	1,
You felt that you had to give an extra payment or a valuable gift and you did so after the care was given	2,
The doctor\ nurse requested an extra payment or a valuable gift in advance	3,
The doctor\ nurse expected an extra payment or a valuable gift following the procedure	4,
You were asked to go for a private consultation in order to be treated in a public hospital	5,
You were asked to pay for a privileged treatment	6,
Other (SPONTANEOUS)	7,
None (SPONTANEOUS)	8,
Refusal (SPONTANEOUS)	9,
DK	10,

NEW

ASK ALL

QB4 Talking more generally, if you wanted to get something from the public administration or a public service, to what extent do you think it is acceptable to do any of the following?

(SHOW CARD WITH SCALE – ONE ANSWER PER LINE)

	(READ OUT)	Always acceptable	Sometimes acceptable	Never acceptable	DK
--	------------	-------------------	----------------------	------------------	----

1	To give money	1	2	3	4
2	To give a gift	1	2	3	4
3	To do a favour	1	2	3	4

NEW

ASK ALL

From now on, when we mention corruption, we mean it in a broad sense, including offering, giving, requesting or accepting bribes or kickbacks, valuable gifts or important favours, as well as any abuse of power for private gain. Please note, it is important that you consider the following answers based on your own experience.

QB5 How widespread do you think the problem of corruption is in (OUR COUNTRY)?

(READ OUT – ONE ANSWER ONLY)

Very widespread	1
Fairly widespread	2
Fairly rare	3
Very rare	4
There is no corruption in (OUR COUNTRY) (SPONTANEOUS)	5
DK	6

NEW

QB6 In the past three years, would you say that the level of corruption in (OUR COUNTRY) has...?

(READ OUT – ONE ANSWER ONLY)

Increased a lot	1
Increased a little	2
Stayed the same	3
Decreased a little	4
Decreased a lot	5
There is no corruption in (OUR COUNTRY) (SPONTANEOUS)	6
DK	7

EB76.1 QC2

--

QB7	In (OUR COUNTRY), do you think that the giving and taking of bribes and the abuse of power for personal gain are widespread among any of the following?
-----	---

(SHOW CARD – READ OUT – ROTATE – MULTIPLE ANSWERS POSSIBLE)
---

Police, customs	1,
Tax authorities	2,
The Courts (tribunals)	3,
Social security and welfare authorities	4,
Public prosecution service (INT.: By this we mean a government or public official who prosecutes criminal actions on behalf of the state or community)	5,
Politicians at national, regional or local level	6,
Political parties	7,
Officials awarding public tenders	8,
Officials issuing building permits	9,
Officials issuing business permits	10,
The healthcare system	11,
The education sector	12,
Inspectors (health and safety, construction, labour, food quality, sanitary control and licensing)	13,
Private companies	14,
Banks and financial institutions	15,
None (SPONTANEOUS)	16,
DK	17,

NEW (BASED ON EB76.1 QC4)
---------------------------

--

QB8	Do you personally know anyone who takes or has taken bribes?
-----	--

(ONE ANSWER ONLY)
-------------------

Yes	1
No	2
Refusal (SPONTANEOUS)	3
DK	4

NEW
-----



ASK QB9b FOR EACH ANSWER GIVEN IN QB9a – OTHERS GO TO QB10

QB9a Over the last 12 months, have you had any contact with any of the following in (OUR COUNTRY)?

QB9b Thinking about these contacts in the past 12 months has anyone in (OUR COUNTRY) asked you or expected you to pay a bribe for his or her services?

(SHOW CARD – MULTIPLE ANSWERS POSSIBLE BY COLUMN)

(READ OUT – ROTATE)

	QB9a HAS HAD CONTACT	QB9b ASKED OR EXPECTED YOU TO PAY A BRIBE
Police, customs	1,	1,
Tax authorities	2,	2,
The Courts (tribunals)	3,	3,
Social security and welfare authorities	4,	4,
Public prosecution service (INT.: By this we mean a government or public official who prosecutes criminal actions on behalf of the state or community)	5,	5,
Politicians at national, regional or local level	6,	6,
Political parties	7,	7,
Officials awarding public tenders	8,	8,
Officials issuing building permits	9,	9,
Officials issuing business permits	10,	10,
The healthcare system	11,	11,
The education sector	12,	12,
Inspectors (health and safety, construction, labour, food quality, sanitary control and licensing)	13,	13,
Private companies	14,	14,
Banks and financial institutions	15,	15,
None (SPONTANEOUS)	16,	16,
Refusal (SPONTANEOUS)	17,	17,
DK	18,	18,

NEW (BASED ON EB76.1 QC5)

ASK QB9c1 IF CODE 1 IN QB9b

QB9c1 How much of a bribe was asked for or expected by your contact in the police, customs?

(WRITE DOWN THE EXACT AMOUNT WITHOUT DECIMALS - IF "DO NOT REMEMBER" CODE '99999997' - IF "REFUSAL" CODE '99999998' - IF "DK" CODE '99999999')

EUROS

NEW

ASK QB9c2 IF CODE 2 IN QB9b

QB9c2 How much of a bribe was asked for or expected by your contact in tax authorities?

(WRITE DOWN THE EXACT AMOUNT WITHOUT DECIMALS - IF "DO NOT REMEMBER" CODE '99999997' - IF "REFUSAL" CODE '99999998' - IF "DK" CODE '99999999')

										EUROS
--	--	--	--	--	--	--	--	--	--	-------

NEW

ASK QB9c3 IF CODE 3 IN QB9b

QB9c3 How much of a bribe was asked for or expected by your contact in Courts (tribunals)?

(WRITE DOWN THE EXACT AMOUNT WITHOUT DECIMALS - IF "DO NOT REMEMBER" CODE '99999997' - IF "REFUSAL" CODE '99999998' - IF "DK" CODE '99999999')

										EUROS
--	--	--	--	--	--	--	--	--	--	-------

NEW

ASK QB9c4 IF CODE 4 IN QB9b

QB9c4 How much of a bribe was asked for or expected by your contact in social security and welfare authorities ?

(WRITE DOWN THE EXACT AMOUNT WITHOUT DECIMALS - IF "DO NOT REMEMBER" CODE '99999997' - IF "REFUSAL" CODE '99999998' - IF "DK" CODE '99999999')

										EUROS
--	--	--	--	--	--	--	--	--	--	-------

NEW

ASK QB9c5 IF CODE 5 IN QB9b

QB9c5 How much of a bribe was asked for or expected by your contact in THE public prosecution service?

(WRITE DOWN THE EXACT AMOUNT WITHOUT DECIMALS - IF "DO NOT REMEMBER" CODE '99999997' - IF "REFUSAL" CODE '99999998' - IF "DK" CODE '99999999')

										EUROS
--	--	--	--	--	--	--	--	--	--	-------

NEW

ASK QB9c6 IF CODE 6 IN QB9b

**QB9c6** How much of a bribe was asked for or expected by your contact in politicians at national, regional or local level?

(WRITE DOWN THE EXACT AMOUNT WITHOUT DECIMALS - IF "DO NOT REMEMBER" CODE '99999997' - IF "REFUSAL" CODE '99999998' - IF "DK" CODE '99999999')

									EUROS
--	--	--	--	--	--	--	--	--	-------

NEW

ASK QB9c7 IF CODE 7 IN QB9b

**QB9c7** How much of a bribe was asked for or expected by your contact in political parties?

(WRITE DOWN THE EXACT AMOUNT WITHOUT DECIMALS - IF "DO NOT REMEMBER" CODE '99999997' - IF "REFUSAL" CODE '99999998' - IF "DK" CODE '99999999')

									EUROS
--	--	--	--	--	--	--	--	--	-------

NEW

ASK QB9c8 IF CODE 8 IN QB9b

**QB9c8** How much of a bribe was asked for or expected by your contact in officials awarding public tenders?

(WRITE DOWN THE EXACT AMOUNT WITHOUT DECIMALS - IF "DO NOT REMEMBER" CODE '99999997' - IF "REFUSAL" CODE '99999998' - IF "DK" CODE '99999999')

									EUROS
--	--	--	--	--	--	--	--	--	-------

NEW

ASK QB9c9 IF CODE 9 IN QB9b

**QB9c9** How much of a bribe was asked for or expected by your contact in officials issuing building permits?

(WRITE DOWN THE EXACT AMOUNT WITHOUT DECIMALS - IF "DO NOT REMEMBER" CODE '99999997' - IF "REFUSAL" CODE '99999998' - IF "DK" CODE '99999999')

									EUROS
--	--	--	--	--	--	--	--	--	-------

NEW

ASK QB9c10 IF CODE 10 IN QB9b
-------------------------------

QB9c10	How much of a bribe was asked for or expected by your contact in officials issuing business permits?
--------	--

(WRITE DOWN THE EXACT AMOUNT WITHOUT DECIMALS - IF "DO NOT REMEMBER" CODE '99999997' - IF "REFUSAL" CODE '99999998' - IF "DK" CODE '99999999')
--

<input type="text"/>	<input type="text"/>	<input type="text"/>	<input type="text"/>	<input type="text"/>	<input type="text"/>	<input type="text"/>	<input type="text"/>	<input type="text"/>	EUROS
----------------------	----------------------	----------------------	----------------------	----------------------	----------------------	----------------------	----------------------	----------------------	-------

NEW
-----

ASK QB9c11 IF CODE 11 IN QB9b
-------------------------------

QB9c11	How much of a bribe was asked for or expected by your contact in the healthcare system?
--------	---

(WRITE DOWN THE EXACT AMOUNT WITHOUT DECIMALS - IF "DO NOT REMEMBER" CODE '99999997' - IF "REFUSAL" CODE '99999998' - IF "DK" CODE '99999999')
--

<input type="text"/>	<input type="text"/>	<input type="text"/>	<input type="text"/>	<input type="text"/>	<input type="text"/>	<input type="text"/>	<input type="text"/>	<input type="text"/>	EUROS
----------------------	----------------------	----------------------	----------------------	----------------------	----------------------	----------------------	----------------------	----------------------	-------

NEW
-----

ASK QB9c12 IF CODE 12 IN QB9b
-------------------------------

QB9c12	How much of a bribe was asked for or expected by your contact in the education sector?
--------	--

(WRITE DOWN THE EXACT AMOUNT WITHOUT DECIMALS - IF "DO NOT REMEMBER" CODE '99999997' - IF "REFUSAL" CODE '99999998' - IF "DK" CODE '99999999')
--

<input type="text"/>	<input type="text"/>	<input type="text"/>	<input type="text"/>	<input type="text"/>	<input type="text"/>	<input type="text"/>	<input type="text"/>	<input type="text"/>	EUROS
----------------------	----------------------	----------------------	----------------------	----------------------	----------------------	----------------------	----------------------	----------------------	-------

NEW
-----

ASK QB9c13 IF CODE 13 IN QB9b
-------------------------------

QB9c13	How much of a bribe was asked for or expected by your contact in inspectors (health and safety, construction, labour, food quality, sanitary control and licensing)?
--------	--

(WRITE DOWN THE EXACT AMOUNT WITHOUT DECIMALS - IF "DO NOT REMEMBER" CODE '99999997' - IF "REFUSAL" CODE '99999998' - IF "DK" CODE '99999999')
--

<input type="text"/>	<input type="text"/>	<input type="text"/>	<input type="text"/>	<input type="text"/>	<input type="text"/>	<input type="text"/>	<input type="text"/>	<input type="text"/>	EUROS
----------------------	----------------------	----------------------	----------------------	----------------------	----------------------	----------------------	----------------------	----------------------	-------

NEW
-----

ASK QB9c14 IF CODE 14 IN QB9b

QB9c14 How much of a bribe was asked for or expected by your contact in private companies?

(WRITE DOWN THE EXACT AMOUNT WITHOUT DECIMALS - IF "DO NOT REMEMBER" CODE '99999997' - IF "REFUSAL" CODE '99999998' - IF "DK" CODE '99999999')

										EUROS
--	--	--	--	--	--	--	--	--	--	-------

NEW

ASK QB9c15 IF CODE 15 IN QB9b

QB9c15 How much of a bribe was asked for or expected by your contact in banks and financial institutions?

(WRITE DOWN THE EXACT AMOUNT WITHOUT DECIMALS - IF "DO NOT REMEMBER" CODE '99999997' - IF "REFUSAL" CODE '99999998' - IF "DK" CODE '99999999')

										EUROS
--	--	--	--	--	--	--	--	--	--	-------

NEW

ASK ALL

QB10 If you were to experience or witness a case of corruption, would you know where to report it to?

(ONE ANSWER ONLY)

Yes	1
No	2
DK	3

NEW

ASK ITEM 7 ONLY IN AT, BG, ES, FR, IT, LT, LV, PL, PT, RO AND SI

QB11 And if you wanted to complain about this case of corruption, whom would you trust most to deal with it? (M)

(SHOW CARD – READ OUT – ROTATE – MULTIPLE ANSWERS POSSIBLE)

The police	1,
The Justice (courts, tribunals, or public prosecution services) (M)	2,
Non-governmental organisations (NGOs) or other associations (M)	3,
Media, newspapers, journalists (N)	4,
National Ombudsman (INSERT NAME OF NATIONAL OMBUDSMAN)	5,
A political representative (Member of the Parliament, of the local council) (M)	6,
Specialised anti-corruption agency (INSERT NAME OF NATIONAL INSTITUTION) (N)	7,
Trade Unions	8,
EU Institutions	9,
Other (SPONTANEOUS)	10,
None (SPONTANEOUS)	11,
DK	12,

EB76.1 QC9 TREND MODIFIED

ASK ALL

QB12 In the last 12 months, have you experienced or witnessed any case of corruption?

(READ OUT – MULTIPLE ANSWERS POSSIBLE)

Yes, experienced	1,
Yes, witnessed	2,
No	3,
Refusal (SPONTANEOUS)	4,
DK	5,

NEW

ASK QB13 IF "HAS EXPERIENCED OR WITNESSED A CASE OF CORRUPTION", CODE 1 OR 2 IN QB12 – OTHERS GO TO QB14

QB13 Did you report it to anyone or not?

(ONE ANSWER ONLY)

- |                       |   |
|-----------------------|---|
| Yes                   | 1 |
| No                    | 2 |
| Refusal (SPONTANEOUS) | 3 |
| DK                    | 4 |

NEW

ASK ALL

QB14 I am going to read out some possible reasons why people may decide not to report a case of corruption. Please tell me those which you think are the most important?

(SHOW CARD – READ OUT – ROTATE – MAX. 3 ANSWERS)

- |  |     |
|--|-----|
| Do not know where to report it to  | 1,  |
| Difficult to prove anything  | 2,  |
| Reporting it would be pointless because those responsible will not be punished | 3,  |
| Those who report cases get into trouble with the police or other authorities   | 4,  |
| Everyone knows about these cases and no one reports them                       | 5,  |
| It is not worth the effort of reporting it                                     | 6,  |
| There is no protection for those who report corruption                         | 7,  |
| No one wants to betray anyone  | 8,  |
| Other (SPONTANEOUS)  | 9,  |
| None (SPONTANEOUS)   | 10, |
| DK   | 11, |

NEW

--

QB15	Please tell me whether you agree or disagree with each of the following? (M)
------	--

(SHOW CARD WITH SCALE – ONE ANSWER PER LINE)
--

	(READ OUT) (M)	Totally agree	Tend to agree	Tend to disagree	Totally disagree	DK
1	There is corruption in the local or regional public institutions in (OUR COUNTRY) (M)	1	2	3	4	5
2	There is corruption in the national public institutions in (OUR COUNTRY) (M)	1	2	3	4	5
3	There is corruption within the institutions of the EU	1	2	3	4	5
4	Corruption is part of the business culture in (OUR COUNTRY)	1	2	3	4	5
5	You are personally affected by corruption in your daily life	1	2	3	4	5
6	There are enough successful prosecutions in (OUR COUNTRY) to deter people from corrupt practices (M)	1	2	3	4	5
7	High-level corruption cases are not pursued sufficiently in (OUR COUNTRY) (N)	1	2	3	4	5
8	(NATIONALITY) Government efforts to combat corruption are effective	1	2	3	4	5
9	EU institutions help in reducing corruption in (OUR COUNTRY) (M)	1	2	3	4	5
10	Too close links between business and politics in (OUR COUNTRY) lead to corruption (N)	1	2	3	4	5
11	Bribery and the use of connections is often the easiest way to obtain certain public services in (OUR COUNTRY) (N)	1	2	3	4	5



12	There is sufficient transparency and supervision of the financing of political parties in (OUR COUNTRY)	1	2	3	4	5
13	In (OUR COUNTRY) the only way to succeed in business is to have political connections (N)	1	2	3	4	5
14	In (OUR COUNTRY), favouritism and corruption hamper business competition (N)	1	2	3	4	5
15	In (OUR COUNTRY), measures against corruption are applied impartially and without ulterior motives (N)	1	2	3	4	5






























EB76.1 QC1 + QC7 TREND MODIFIED
---------------------------------

## **TABLES**

QB1 Au cours des 12 derniers mois, avez-vous consulté une personne ou une institution publique de la santé, telle qu'un médecin généraliste ou un hôpital public ?

QB1 Have you been to a public healthcare practitioner such as a GP (general practitioner) or a public healthcare institution such as a public hospital in the past 12 months?






























QB1 Waren Sie in den letzten 12 Monaten bei einem Arzt, z.B. einem Allgemeinmediziner, oder in einer Institution des öffentlichen Gesundheitswesens, wie z.B. in einem Krankenhaus oder einem Reha-Zentrum?

		Oui	Non	NSP
		Yes	No	DK
		Ja	Nein	WN
%		EB 79.1	EB 79.1	EB 79.1
 EU 27		<b>77</b>	<b>23</b>	<b>0</b>
 BE		<b>81</b>	<b>19</b>	<b>0</b>
 BG		<b>68</b>	<b>32</b>	<b>0</b>
 CZ		<b>77</b>	<b>23</b>	<b>0</b>
 DK		<b>86</b>	<b>14</b>	<b>0</b>
 DE		<b>81</b>	<b>18</b>	<b>1</b>
 EE		<b>73</b>	<b>27</b>	<b>0</b>
 IE		<b>71</b>	<b>28</b>	<b>1</b>
 EL		<b>60</b>	<b>40</b>	<b>0</b>
 ES		<b>80</b>	<b>20</b>	<b>0</b>
 FR		<b>87</b>	<b>13</b>	<b>0</b>
 IT		<b>71</b>	<b>29</b>	<b>0</b>
 CY		<b>62</b>	<b>38</b>	<b>0</b>
 LV		<b>78</b>	<b>22</b>	<b>0</b>
 LT		<b>75</b>	<b>25</b>	<b>0</b>
 LU		<b>89</b>	<b>11</b>	<b>0</b>
 HU		<b>72</b>	<b>28</b>	<b>0</b>
 MT		<b>60</b>	<b>39</b>	<b>1</b>
 NL		<b>81</b>	<b>19</b>	<b>0</b>
 AT		<b>77</b>	<b>21</b>	<b>2</b>
 PL		<b>72</b>	<b>28</b>	<b>0</b>
 PT		<b>76</b>	<b>24</b>	<b>0</b>
 RO		<b>50</b>	<b>49</b>	<b>1</b>
 SI		<b>73</b>	<b>26</b>	<b>1</b>
 SK		<b>81</b>	<b>19</b>	<b>0</b>
 FI		<b>77</b>	<b>23</b>	<b>0</b>
 SE		<b>77</b>	<b>23</b>	<b>0</b>
 UK		<b>79</b>	<b>21</b>	<b>0</b>
 HR		<b>70</b>	<b>30</b>	<b>0</b>

QB2 Mis à part les frais officiels avez-vous dû donner de l'argent supplémentaire ou un cadeau de valeur à une infirmière ou un médecin, ou faire un don à l'hôpital?

QB2 Apart from official fees did you have to give an extra payment or a valuable gift to a nurse or a doctor, or make a donation to the hospital?






























QB2 Mussten Sie abgesehen von offiziellen Gebühren (wie z.B. der Praxisgebühr oder dem Krankenhaustagegeld) eine zusätzliche Zahlung leisten, einer Pflegekraft oder einem Arzt ein wertvolles Geschenk machen oder dem Krankenhaus Geld spenden?

		Oui	Non	Refus (SPONTANE)	NSP
		Yes	No	Refusal (SPONTANEOUS)	DK
		Ja	Nein	Verweigert (SPONTAN)	WN
%		EB 79.1	EB 79.1	EB 79.1	EB 79.1
	EU 27	5	95	0	0
	BE	2	98	0	0
	BG	8	90	1	1
	CZ	4	95	1	0
	DK	1	99	0	0
	DE	8	92	0	0
	EE	3	97	0	0
	IE	2	97	1	0
	EL	11	88	1	0
	ES	1	99	0	0
	FR	5	95	0	0
	IT	4	95	1	0
	CY	2	98	0	0
	LV	7	92	1	0
	LT	21	76	2	1
	LU	1	97	1	1
	HU	10	88	2	0
	MT	2	98	0	0
	NL	1	99	0	0
	AT	3	95	1	1
	PL	3	97	0	0
	PT	2	97	1	0
	RO	28	67	4	1
	SI	3	96	1	0
	SK	9	90	1	0
	FI	0	99	1	0
	SE	1	99	0	0
	UK	1	99	0	0
	HR	2	97	1	0

QB3 Quelles propositions suivantes décrivent ce qui s'est passé ? (ROTATION – PLUSIEURS REPONSES POSSIBLES)

QB3 Which of the following describe what happened? (ROTATE – MULTIPLE ANSWERS POSSIBLE)






























QB3 Welche der folgenden Aussagen beschreiben, was passiert ist? (ROTIEREN - MEHRFACHNENNUNGEN MÖGLICH)

		Vous avez eu l'impression que vous deviez donner de l'argent supplémentaire ou un cadeau de valeur et vous l'avez fait avant que les soins ne vous soient prodigués	Vous avez eu l'impression que vous deviez donner de l'argent supplémentaire ou un cadeau de valeur et vous l'avez fait après que les soins vous aient été prodigués
		You felt that you had to give an extra payment or a valuable gift and you did so before the care was given	You felt that you had to give an extra payment or a valuable gift and you did so after the care was given
		Sie hatten das Gefühl, eine zusätzliche Zahlung leisten oder ein wertvolles Geschenk machen zu müssen, und haben dies getan, bevor die Behandlung erfolgte	Sie hatten das Gefühl, eine zusätzliche Zahlung leisten oder ein wertvolles Geschenk machen zu müssen, und haben dies getan, nachdem die Behandlung erfolgt war
%		EB 79.1	EB 79.1
	EU 27	19	18
	BE	8	12
	BG	15	32
	CZ	16	14
	DK	16	23
	DE	7	8
	EE	20	22
	IE	36	15
	EL	24	22
	ES	0	28
	FR	11	9
	IT	9	27
	CY	15	56
	LV	39	31
	LT	32	28
	LU	0	37
	HU	32	47
	MT	10	0
	NL	0	15
	AT	10	19
	PL	16	21
	PT	7	0
	RO	50	28
	SI	10	8
	SK	37	18
	FI	0	0
	SE	10	10
	UK	16	9
	HR	20	14

QB3 Quelles propositions suivantes décrivent ce qui s'est passé ? (ROTATION – PLUSIEURS REPONSES POSSIBLES)

QB3 Which of the following describe what happened? (ROTATE – MULTIPLE ANSWERS POSSIBLE)






























QB3 Welche der folgenden Aussagen beschreiben, was passiert ist? (ROTIEREN - MEHRFACHNENNUNGEN MÖGLICH)

		Le médecin\ l'infirmière vous a demandé de donner de l'argent supplémentaire ou un cadeau de valeur à l'avance	Le médecin\ l'infirmière attendait que vous donniez de l'argent supplémentaire ou un cadeau de valeur après la procédure
		The doctor\ nurse requested an extra payment or a valuable gift in advance	The doctor\ nurse expected an extra payment or a valuable gift following the procedure
		Der Arzt/die Pflegekraft forderte vor der Behandlung eine zusätzliche Zahlung oder ein wertvolles Geschenk	Der Arzt/die Pflegekraft erwartete nach der Behandlung eine zusätzliche Zahlung oder ein wertvolles Geschenk
%		EB 79.1	EB 79.1
	EU 27	8	14
	BE	9	29
	BG	24	11
	CZ	11	11
	DK	0	23
	DE	5	3
	EE	0	8
	IE	10	24
	EL	18	20
	ES	0	0
	FR	15	9
	IT	17	15
	CY	14	15
	LV	3	11
	LT	3	16
	LU	0	0
	HU	7	36
	MT	0	0
	NL	12	12
	AT	0	12
	PL	0	19
	PT	7	0
	RO	6	28
	SI	17	4
	SK	14	16
	FI	0	0
	SE	10	10
	UK	0	13
	HR	6	0

QB3 Quelles propositions suivantes décrivent ce qui s'est passé ? (ROTATION – PLUSIEURS REPONSES POSSIBLES)

QB3 Which of the following describe what happened? (ROTATE – MULTIPLE ANSWERS POSSIBLE)






























QB3 Welche der folgenden Aussagen beschreiben, was passiert ist? (ROTIEREN - MEHRFACHNENNUNGEN MÖGLICH)

		On vous a demandé d'aller à une consultation privée afin d'être traité(e) dans un hôpital public	On vous a demandé de payer pour un traitement privilégié
		You were asked to go for a private consultation in order to be treated in a public hospital	You were asked to pay for a privileged treatment
		Sie wurden aufgefordert, eine private Beratung, die sie selbst bezahlen mussten, in Anspruch zu nehmen, um in einem öffentlichen Krankenhaus behandelt zu werden	Sie wurden aufgefordert, für eine bevorzugte Behandlung zu bezahlen
%		EB 79.1	EB 79.1
	EU 27	12	19
	BE	10	9
	BG	7	11
	CZ	0	24
	DK	23	23
	DE	10	29
	EE	17	10
	IE	36	4
	EL	10	16
	ES	31	29
	FR	20	29
	IT	8	13
	CY	0	0
	LV	7	7
	LT	8	4
	LU	0	0
	HU	11	9
	MT	67	23
	NL	12	0
	AT	28	2
	PL	4	14
	PT	0	15
	RO	19	7
	SI	3	38
	SK	6	41
	FI	0	0
	SE	10	29
	UK	0	3
	HR	15	0

QB3 Quelles propositions suivantes décrivent ce qui s'est passé ? (ROTATION – PLUSIEURS REPONSES POSSIBLES)

QB3 Which of the following describe what happened? (ROTATE – MULTIPLE ANSWERS POSSIBLE)

QB3 Welche der folgenden Aussagen beschreiben, was passiert ist? (ROTIEREN - MEHRFACHNENNUNGEN MÖGLICH)

		Autre (SPONTANE)	Aucun (SPONTANE)	Refus (SPONTANE)	NSP
		Other (SPONTANEOUS)	None (SPONTANEOUS)	Refusal (SPONTANEOUS)	DK
		Sonstiges (SPONTAN)	Nichts davon (SPONTAN)	Verweigert (SPONTAN)	WN
%		EB 79.1	EB 79.1	EB 79.1	EB 79.1
	EU 27	9	17	1	3
	BE	9	14	0	0
	BG	5	0	2	0
	CZ	24	6	0	0
	DK	0	61	0	0
	DE	7	34	0	4
	EE	27	3	0	0
	IE	0	32	0	0
	EL	4	3	1	0
	ES	12	0	0	0
	FR	14	5	3	3
	IT	5	22	0	7
	CY	0	0	0	0
	LV	0	7	2	4
	LT	10	10	1	2
	LU	49	14	0	0
	HU	6	1	1	0
	MT	0	0	0	0
	NL	24	25	0	0
	AT	0	38	2	3
	PL	13	14	0	3
	PT	6	57	8	0
	RO	7	1	1	3
	SI	12	20	0	0
	SK	2	1	2	0
	FI	72	28	0	0
	SE	16	55	10	0
	UK	20	39	0	0
	HR	14	26	5	0



QB4.1 Plus généralement, si vous voulez obtenir quelque chose d'une administration publique ou d'un service public, dans quelle mesure est-il acceptable, selon-vous, de faire les choses suivantes ?






























Donner de l'argent

QB4.1 Talking more generally, if you wanted to get something from the public administration or a public service, to what extent do you think it is acceptable to do any of the following?

To give money

QB4.1 Einmal ganz allgemein gesprochen, wenn Sie von der öffentlichen Verwaltung eine Leistung erhalten oder eine öffentliche Dienstleistung in Anspruch nehmen möchten, inwieweit würden Sie die folgenden Vorgehensweisen als akzeptabel betrachten?

Geld zu geben

		Toujours acceptable	Parfois acceptable	Jamais acceptable	NSP
		Always acceptable	Sometimes acceptable	Never acceptable	DK
		Immer akzeptabel	Manchmal akzeptabel	Nie akzeptabel	WN
%		EB 79.1	EB 79.1	EB 79.1	EB 79.1
	EU 27	1	15	82	2
	BE	1	14	84	1
	BG	1	13	80	6
	CZ	1	18	79	2
	DK	2	23	75	0
	DE	1	20	78	1
	EE	1	17	80	2
	IE	2	11	84	3
	EL	3	21	73	3
	ES	1	6	92	1
	FR	1	13	85	1
	IT	1	10	87	2
	CY	2	6	88	4
	LV	3	35	58	4
	LT	5	37	55	3
	LU	2	15	83	0
	HU	2	37	60	1
	MT	1	8	90	1
	NL	1	19	79	1
	AT	2	12	85	1
	PL	1	10	88	1
	PT	1	5	93	1
	RO	3	17	71	9
	SI	1	8	91	0
	SK	1	28	69	2
	FI	0	7	92	1
	SE	2	12	85	1
	UK	2	20	77	1
	HR	1	8	90	1

QB4.2 Plus généralement, si vous voulez obtenir quelque chose d'une administration publique ou d'un service public, dans quelle mesure est-il acceptable, selon-vous, de faire les choses suivantes ?






























Faire un cadeau

QB4.2 Talking more generally, if you wanted to get something from the public administration or a public service, to what extent do you think it is acceptable to do any of the following?

To give a gift

QB4.2 Einmal ganz allgemein gesprochen, wenn Sie von der öffentlichen Verwaltung eine Leistung erhalten oder eine öffentliche Dienstleistung in Anspruch nehmen möchten, inwieweit würden Sie die folgenden Vorgehensweisen als akzeptabel betrachten?

Ein Geschenk zu machen

		Toujours acceptable	Parfois acceptable	Jamais acceptable	NSP
		Always acceptable	Sometimes acceptable	Never acceptable	DK
		Immer akzeptabel	Manchmal akzeptabel	Nie akzeptabel	WN
%		EB 79.1	EB 79.1	EB 79.1	EB 79.1
	EU 27	2	21	76	1
	BE	1	16	83	0
	BG	3	34	58	5
	CZ	3	44	51	2
	DK	1	7	91	1
	DE	1	15	83	1
	EE	2	30	67	1
	IE	3	16	78	3
	EL	4	38	55	3
	ES	2	14	82	2
	FR	1	13	85	1
	IT	1	19	78	2
	CY	5	22	69	4
	LV	7	60	30	3
	LT	7	53	38	2
	LU	1	13	86	0
	HU	7	54	38	1
	MT	1	16	81	2
	NL	1	17	81	1
	AT	3	30	65	2
	PL	2	29	67	2
	PT	0	9	90	1
	RO	4	31	57	8
	SI	1	19	79	1
	SK	5	45	49	1
	FI	1	5	93	1
	SE	3	12	85	0
	UK	2	21	76	1
	HR	4	39	56	1

QB4.3 Plus généralement, si vous voulez obtenir quelque chose d'une administration publique ou d'un service public, dans quelle mesure est-il acceptable, selon-vous, de faire les choses suivantes ?






























Rendre un service

QB4.3 Talking more generally, if you wanted to get something from the public administration or a public service, to what extent do you think it is acceptable to do any of the following?

To do a favour

QB4.3 Einmal ganz allgemein gesprochen, wenn Sie von der öffentlichen Verwaltung eine Leistung erhalten oder eine öffentliche Dienstleistung in Anspruch nehmen möchten, inwieweit würden Sie die folgenden Vorgehensweisen als akzeptabel betrachten?






























Eine Gefälligkeit zu erweisen

		Toujours acceptable	Parfois acceptable	Jamais acceptable	NSP
		Always acceptable	Sometimes acceptable	Never acceptable	DK
		Immer akzeptabel	Manchmal akzeptabel	Nie akzeptabel	WN
%		EB 79.1	EB 79.1	EB 79.1	EB 79.1
	EU 27	3	23	72	2
	BE	3	20	76	1
	BG	2	27	61	10
	CZ	7	46	44	3
	DK	3	11	85	1
	DE	1	20	78	1
	EE	2	26	70	2
	IE	3	16	77	4
	EL	4	34	59	3
	ES	4	19	75	2
	FR	3	22	74	1
	IT	3	22	71	4
	CY	3	22	70	5
	LV	5	43	44	8
	LT	8	46	40	6
	LU	3	20	76	1
	HU	10	50	38	2
	MT	2	13	81	4
	NL	2	24	73	1
	AT	3	29	65	3
	PL	2	26	69	3
	PT	1	15	83	1
	RO	2	18	69	11
	SI	1	16	82	1
	SK	10	58	30	2
	FI	1	7	90	2
	SE	2	13	84	1
	UK	3	19	76	2
	HR	5	31	61	3

QB4T - Index de tolérance à la corruption

QB4T - Tolerance index to corruption






























QB4T - Index de tolérance à la corruption

		Acceptable Acceptable Akzeptabel	Tolérée Tolerated Toleriert	Inacceptable Unacceptable Nicht akzeptabel
%		EB 79.1	EB 79.1	EB 79.1
	EU 27	<b>3</b>	<b>33</b>	<b>64</b>
	BE	<b>2</b>	<b>29</b>	<b>69</b>
	BG	<b>3</b>	<b>39</b>	<b>58</b>
	CZ	<b>5</b>	<b>56</b>	<b>39</b>
	DK	<b>2</b>	<b>32</b>	<b>66</b>
	DE	<b>2</b>	<b>34</b>	<b>64</b>
	EE	<b>3</b>	<b>38</b>	<b>59</b>
	IE	<b>3</b>	<b>25</b>	<b>72</b>
	EL	<b>4</b>	<b>44</b>	<b>52</b>
	ES	<b>2</b>	<b>26</b>	<b>72</b>
	FR	<b>2</b>	<b>28</b>	<b>70</b>
	IT	<b>3</b>	<b>28</b>	<b>69</b>
	CY	<b>2</b>	<b>30</b>	<b>68</b>
	LV	<b>6</b>	<b>68</b>	<b>26</b>
	LT	<b>9</b>	<b>62</b>	<b>29</b>
	LU	<b>3</b>	<b>25</b>	<b>72</b>
	HU	<b>11</b>	<b>59</b>	<b>30</b>
	MT	<b>1</b>	<b>21</b>	<b>78</b>
	NL	<b>2</b>	<b>34</b>	<b>64</b>
	AT	<b>2</b>	<b>43</b>	<b>55</b>
	PL	<b>2</b>	<b>37</b>	<b>61</b>
	PT	<b>1</b>	<b>19</b>	<b>80</b>
	RO	<b>3</b>	<b>36</b>	<b>61</b>
	SI	<b>1</b>	<b>25</b>	<b>74</b>
	SK	<b>7</b>	<b>64</b>	<b>29</b>
	FI	<b>1</b>	<b>10</b>	<b>89</b>
	SE	<b>3</b>	<b>24</b>	<b>73</b>
	UK	<b>3</b>	<b>30</b>	<b>67</b>
	HR	<b>3</b>	<b>46</b>	<b>51</b>

QB5 Dans quelle mesure pensez-vous que le problème de la corruption est répandu en (NOTRE PAYS) ?

QB5 How widespread do you think the problem of corruption is in (OUR COUNTRY)?






























QB5 Wie weit verbreitet ist Korruption Ihrer Meinung nach in (UNSEREM LAND)?

		Très répandu	Plutôt répandu	Plutôt rare	Très rare
		Very widespread	Fairly widespread	Fairly rare	Very rare
		Sehr verbreitet	Ziemlich verbreitet	Ziemlich selten	Sehr selten
%		EB 79.1	EB 79.1	EB 79.1	EB 79.1
 EU 27		35	41	15	4
 BE		19	48	24	6
 BG		41	43	5	1
 CZ		61	34	2	1
 DK		4	16	37	38
 DE		16	43	26	7
 EE		15	50	19	4
 IE		40	41	12	2
 EL		67	32	0	1
 ES		65	30	3	1
 FR		19	49	23	3
 IT		58	39	2	0
 CY		29	49	13	4
 LV		38	45	6	2
 LT		58	37	2	0
 LU		9	33	35	10
 HU		36	53	7	1
 MT		44	39	8	1
 NL		19	42	29	8
 AT		13	53	24	5
 PL		32	50	12	1
 PT		55	35	3	1
 RO		54	39	2	1
 SI		65	26	4	1
 SK		46	44	6	0
 FI		2	27	47	17
 SE		7	37	44	10
 UK		26	38	20	6
 HR		54	40	3	1

QB5 Dans quelle mesure pensez-vous que le problème de la corruption est répandu en (NOTRE PAYS) ?

QB5 How widespread do you think the problem of corruption is in (OUR COUNTRY)?






























QB5 Wie weit verbreitet ist Korruption Ihrer Meinung nach in (UNSEREM LAND)?

		Il n'y a pas de corruption en (NOTRE PAYS) (SPONTANE)	NSP	Total 'Répandu'	Total 'Rare'
		There is no corruption in (OUR COUNTRY) (SPONTANEOUS)	DK	Total 'Widespread'	Total 'Rare'
		Es gibt keine Korruption in (UNSEREM LAND) (SPONTAN)	WN	Gesamt 'Häufig'	Gesamt 'Selten'
%		EB 79.1	EB 79.1	EB 79.1	EB 79.1
	EU 27	0	5	76	19
	BE	1	2	67	30
	BG	0	10	84	6
	CZ	0	2	95	3
	DK	2	3	20	75
	DE	1	7	59	33
	EE	5	7	65	23
	IE	0	5	81	14
	EL	0	0	99	1
	ES	0	1	95	4
	FR	0	6	68	26
	IT	0	1	97	2
	CY	0	5	78	17
	LV	1	8	83	8
	LT	0	3	95	2
	LU	1	12	42	45
	HU	0	3	89	8
	MT	0	8	83	9
	NL	0	2	61	37
	AT	0	5	66	29
	PL	0	5	82	13
	PT	0	6	90	4
	RO	0	4	93	3
	SI	0	4	91	5
	SK	0	4	90	6
	FI	4	3	29	64
	SE	0	2	44	54
	UK	1	9	64	26
	HR	0	2	94	4

QB6 Au cours des trois dernières années, diriez-vous que le niveau de corruption en (NOTRE PAYS) ... ?

QB6 In the past three years, would you say that the level of corruption in (OUR COUNTRY) has...?






























QB6 Würden Sie sagen, das Ausmaß an Korruption in (UNSEREM LAND) ist in den vergangenen drei Jahren ...?

	%	A beaucoup augmenté		A un peu augmenté		Est resté le même		A un peu diminué		A beaucoup diminué	
		Increased a lot		Increased a little		Stayed the same		Decreased a little		Decreased a lot	
		Stark angestiegen		Etwas angestiegen		Gleich geblieben		Etwas zurückgegangen		Stark zurückgegangen	
		EB 79.1	Diff. EB 76.1	EB 79.1	Diff. EB 76.1	EB 79.1	Diff. EB 76.1	EB 79.1	Diff. EB 76.1	EB 79.1	Diff. EB 76.1
 EU 27		<b>29</b>	7	<b>27</b>	2	<b>29</b>	-6	<b>4</b>	-2	<b>1</b>	0
 BE		<b>15</b>	7	<b>29</b>	0	<b>43</b>	1	<b>6</b>	-4	<b>2</b>	-3
 BG		<b>22</b>	3	<b>19</b>	0	<b>35</b>	1	<b>7</b>	-6	<b>2</b>	0
 CZ		<b>50</b>	12	<b>26</b>	-6	<b>18</b>	-6	<b>3</b>	0	<b>0</b>	0
 DK		<b>5</b>	2	<b>32</b>	12	<b>50</b>	-6	<b>4</b>	-1	<b>1</b>	0
 DE		<b>15</b>	7	<b>30</b>	6	<b>32</b>	-7	<b>5</b>	1	<b>0</b>	-3
 EE		<b>10</b>	4	<b>21</b>	2	<b>35</b>	-1	<b>13</b>	-7	<b>2</b>	-2
 IE		<b>27</b>	-2	<b>21</b>	5	<b>31</b>	5	<b>12</b>	-4	<b>1</b>	-3
 EL		<b>37</b>	1	<b>22</b>	2	<b>29</b>	-6	<b>10</b>	3	<b>1</b>	1
 ES		<b>63</b>	27	<b>14</b>	-11	<b>20</b>	-7	<b>1</b>	-6	<b>0</b>	0
 FR		<b>20</b>	1	<b>31</b>	5	<b>33</b>	-3	<b>3</b>	0	<b>0</b>	0
 IT		<b>45</b>	15	<b>29</b>	3	<b>22</b>	-13	<b>1</b>	-3	<b>1</b>	1
 CY		<b>30</b>	-14	<b>27</b>	-2	<b>29</b>	9	<b>2</b>	-1	<b>0</b>	-1
 LV		<b>14</b>	3	<b>19</b>	-4	<b>41</b>	-4	<b>10</b>	-3	<b>1</b>	0
 LT		<b>24</b>	6	<b>29</b>	0	<b>32</b>	-3	<b>6</b>	-3	<b>0</b>	0
 LU		<b>9</b>	5	<b>24</b>	7	<b>39</b>	-2	<b>3</b>	-1	<b>1</b>	0
 HU		<b>28</b>	2	<b>24</b>	-1	<b>32</b>	-4	<b>9</b>	2	<b>2</b>	1
 MT		<b>33</b>	6	<b>27</b>	2	<b>25</b>	-6	<b>2</b>	-2	<b>1</b>	0
 NL		<b>14</b>	10	<b>38</b>	10	<b>37</b>	-12	<b>6</b>	0	<b>1</b>	1
 AT		<b>13</b>	-5	<b>31</b>	-2	<b>39</b>	7	<b>10</b>	3	<b>1</b>	0
 PL		<b>13</b>	4	<b>25</b>	6	<b>34</b>	-3	<b>13</b>	-3	<b>2</b>	0
 PT		<b>39</b>	6	<b>33</b>	-2	<b>15</b>	-4	<b>2</b>	-1	<b>1</b>	1
 RO		<b>55</b>	-3	<b>10</b>	1	<b>25</b>	3	<b>3</b>	-2	<b>1</b>	0
 SI		<b>56</b>	2	<b>20</b>	0	<b>18</b>	-1	<b>2</b>	-1	<b>0</b>	0
 SK		<b>26</b>	7	<b>27</b>	-1	<b>35</b>	-3	<b>5</b>	-3	<b>0</b>	0
 FI		<b>4</b>	0	<b>32</b>	9	<b>43</b>	-5	<b>9</b>	-3	<b>0</b>	-1
 SE		<b>10</b>	4	<b>35</b>	8	<b>42</b>	-7	<b>5</b>	-1	<b>0</b>	-1
 UK		<b>28</b>	5	<b>31</b>	4	<b>28</b>	-4	<b>2</b>	-2	<b>0</b>	-1
 HR		<b>22</b>		<b>18</b>		<b>39</b>		<b>16</b>		<b>1</b>	

QB6 Au cours des trois dernières années, diriez-vous que le niveau de corruption en (NOTRE PAYS) ... ?

QB6 In the past three years, would you say that the level of corruption in (OUR COUNTRY) has...?

QB6 Würden Sie sagen, das Ausmaß an Korruption in (UNSEREM LAND) ist in den vergangenen drei Jahren ...?






























	%	Il n'y a pas de corruption en (NOTRE PAYS) (SPONTANÉ)				Total 'Augmenté'				
		There is no corruption in (OUR COUNTRY) (SPONTANEOUS)				Total 'Increased'				
		Es gibt keine Korruption in (UNSEREM LAND) (SPONTAN)				Gesamt 'Angestiegen'				
		EB 79.1	Diff. EB 76.1	NSP	DK	WN	EB 79.1	Diff. EB 76.1	EB 79.1	Diff. EB 76.1
 EU 27		<b>1</b>	<i>0</i>	<b>9</b>	<i>-1</i>		<b>56</b>	<i>9</i>	<b>5</b>	<i>-2</i>
 BE		<b>1</b>	<i>-1</i>	<b>4</b>	<i>0</i>		<b>44</b>	<i>7</i>	<b>8</b>	<i>-7</i>
 BG		<b>0</b>	<i>0</i>	<b>15</b>	<i>2</i>		<b>41</b>	<i>3</i>	<b>9</b>	<i>-6</i>
 CZ		<b>0</b>	<i>0</i>	<b>3</b>	<i>0</i>		<b>76</b>	<i>6</i>	<b>3</b>	<i>0</i>
 DK		<b>2</b>	<i>-8</i>	<b>6</b>	<i>1</i>		<b>37</b>	<i>14</i>	<b>5</b>	<i>-1</i>
 DE		<b>1</b>	<i>-2</i>	<b>17</b>	<i>-2</i>		<b>45</b>	<i>13</i>	<b>5</b>	<i>-2</i>
 EE		<b>5</b>	<i>2</i>	<b>14</b>	<i>2</i>		<b>31</b>	<i>6</i>	<b>15</b>	<i>-9</i>
 IE		<b>0</b>	<i>0</i>	<b>8</b>	<i>-1</i>		<b>48</b>	<i>3</i>	<b>13</b>	<i>-7</i>
 EL		<b>0</b>	<i>0</i>	<b>1</b>	<i>-1</i>		<b>59</b>	<i>3</i>	<b>11</b>	<i>4</i>
 ES		<b>0</b>	<i>0</i>	<b>2</b>	<i>-3</i>		<b>77</b>	<i>16</i>	<b>1</b>	<i>-6</i>
 FR		<b>0</b>	<i>-2</i>	<b>13</b>	<i>-1</i>		<b>51</b>	<i>6</i>	<b>3</b>	<i>0</i>
 IT		<b>0</b>	<i>0</i>	<b>2</b>	<i>-3</i>		<b>74</b>	<i>18</i>	<b>2</b>	<i>-2</i>
 CY		<b>1</b>	<i>1</i>	<b>11</b>	<i>8</i>		<b>57</b>	<i>-16</i>	<b>2</b>	<i>-2</i>
 LV		<b>0</b>	<i>0</i>	<b>15</b>	<i>8</i>		<b>33</b>	<i>-1</i>	<b>11</b>	<i>-3</i>
 LT		<b>0</b>	<i>0</i>	<b>9</b>	<i>0</i>		<b>53</b>	<i>6</i>	<b>6</b>	<i>-3</i>
 LU		<b>1</b>	<i>-6</i>	<b>23</b>	<i>-3</i>		<b>33</b>	<i>12</i>	<b>4</b>	<i>-1</i>
 HU		<b>0</b>	<i>0</i>	<b>5</b>	<i>0</i>		<b>52</b>	<i>1</i>	<b>11</b>	<i>3</i>
 MT		<b>0</b>	<i>0</i>	<b>12</b>	<i>0</i>		<b>60</b>	<i>8</i>	<b>3</b>	<i>-2</i>
 NL		<b>0</b>	<i>-2</i>	<b>4</b>	<i>-7</i>		<b>52</b>	<i>20</i>	<b>7</b>	<i>1</i>
 AT		<b>1</b>	<i>0</i>	<b>5</b>	<i>-3</i>		<b>44</b>	<i>-7</i>	<b>11</b>	<i>3</i>
 PL		<b>1</b>	<i>-1</i>	<b>12</b>	<i>-3</i>		<b>38</b>	<i>10</i>	<b>15</b>	<i>-3</i>
 PT		<b>0</b>	<i>0</i>	<b>10</b>	<i>0</i>		<b>72</b>	<i>4</i>	<b>3</b>	<i>0</i>
 RO		<b>0</b>	<i>0</i>	<b>6</b>	<i>1</i>		<b>65</b>	<i>-2</i>	<b>4</b>	<i>-2</i>
 SI		<b>0</b>	<i>0</i>	<b>4</b>	<i>0</i>		<b>76</b>	<i>2</i>	<b>2</b>	<i>-1</i>
 SK		<b>0</b>	<i>0</i>	<b>7</b>	<i>0</i>		<b>53</b>	<i>6</i>	<b>5</b>	<i>-3</i>
 FI		<b>4</b>	<i>-3</i>	<b>8</b>	<i>3</i>		<b>36</b>	<i>9</i>	<b>9</b>	<i>-4</i>
 SE		<b>0</b>	<i>-3</i>	<b>8</b>	<i>0</i>		<b>45</b>	<i>12</i>	<b>5</b>	<i>-2</i>
 UK		<b>1</b>	<i>0</i>	<b>10</b>	<i>-2</i>		<b>59</b>	<i>9</i>	<b>2</b>	<i>-3</i>
 HR		<b>0</b>		<b>4</b>			<b>40</b>		<b>17</b>	



QB7 En (NOTRE PAYS), pensez-vous que donner ou recevoir des pots-de-vin et l'abus de pouvoir pour bénéfice personnel, sont étendus dans les instances suivantes ? (ROTATION – PLUSIEURS REPONSES POSSIBLES)

QB7 In (OUR COUNTRY), do you think that the giving and taking of bribes and the abuse of power for personal gain are widespread among any of the following? (ROTATE – MULTIPLE ANSWERS POSSIBLE)






























QB7 Ist Ihrer Meinung nach in (UNSEREM LAND) das Zahlen und Annehmen von Bestechungsgeldern sowie Machtmissbrauch mit dem Ziel persönlicher Bereicherung in folgenden Gruppen weit verbreitet? (ROTIEREN - MEHRFACHNENNUNGEN MÖGLICH)

		La police, les douanes	Les autorités fiscales	Les tribunaux
		Police, customs	Tax authorities	The Courts (tribunals)
		Polizei, Zoll	Steuerbehörden	Gerichte
%		EB	EB	EB
		79.1	79.1	79.1
	EU 27	36	24	23
	BE	39	28	24
	BG	67	41	58
	CZ	55	20	48
	DK	12	7	5
	DE	16	15	8
	EE	38	16	21
	IE	26	15	15
	EL	51	71	40
	ES	41	35	38
	FR	44	18	16
	IT	33	35	27
	CY	55	39	27
	LV	58	18	32
	LT	63	23	49
	LU	31	18	16
	HU	38	22	19
	MT	37	30	48
	NL	37	19	18
	AT	19	21	13
	PL	40	15	23
	PT	43	38	43
	RO	67	37	42
	SI	40	37	58
	SK	48	22	56
	FI	3	3	3
	SE	22	9	10
	UK	32	20	16
	HR	57	46	57

QB7 En (NOTRE PAYS), pensez-vous que donner ou recevoir des pots-de-vin et l'abus de pouvoir pour bénéfice personnel, sont étendus dans les instances suivantes ? (ROTATION – PLUSIEURS REPONSES POSSIBLES)

QB7 In (OUR COUNTRY), do you think that the giving and taking of bribes and the abuse of power for personal gain are widespread among any of the following? (ROTATE – MULTIPLE ANSWERS POSSIBLE)






























QB7 Ist Ihrer Meinung nach in (UNSEREM LAND) das Zahlen und Annehmen von Bestechungsgeldern sowie Machtmissbrauch mit dem Ziel persönlicher Bereicherung in folgenden Gruppen weit verbreitet? (ROTIEREN - MEHRFACHNENNUNGEN MÖGLICH)

		La sécurité sociale et les services sociaux Social security and welfare authorities Sozialversicherungsbehörden und Sozialämter	Le parquet (les procureurs) Public prosecution service Staatsanwaltschaft	Les hommes et femmes politiques au niveau national, régional ou local Politicians at national, regional or local level Politiker auf nationaler, regionaler oder kommunaler Ebene
%		EB 79.1	EB 79.1	EB 79.1
	EU 27	<b>18</b>	<b>19</b>	<b>56</b>
	BE	<b>14</b>	<b>22</b>	<b>52</b>
	BG	<b>21</b>	<b>28</b>	<b>42</b>
	CZ	<b>12</b>	<b>33</b>	<b>69</b>
	DK	<b>10</b>	<b>7</b>	<b>38</b>
	DE	<b>10</b>	<b>11</b>	<b>49</b>
	EE	<b>15</b>	<b>18</b>	<b>52</b>
	IE	<b>15</b>	<b>15</b>	<b>57</b>
	EL	<b>54</b>	<b>26</b>	<b>66</b>
	ES	<b>24</b>	<b>31</b>	<b>72</b>
	FR	<b>12</b>	<b>14</b>	<b>58</b>
	IT	<b>28</b>	<b>21</b>	<b>63</b>
	CY	<b>22</b>	<b>21</b>	<b>38</b>
	LV	<b>16</b>	<b>19</b>	<b>41</b>
	LT	<b>21</b>	<b>36</b>	<b>40</b>
	LU	<b>12</b>	<b>15</b>	<b>45</b>
	HU	<b>13</b>	<b>21</b>	<b>49</b>
	MT	<b>17</b>	<b>20</b>	<b>42</b>
	NL	<b>23</b>	<b>28</b>	<b>55</b>
	AT	<b>13</b>	<b>15</b>	<b>59</b>
	PL	<b>14</b>	<b>17</b>	<b>42</b>
	PT	<b>30</b>	<b>29</b>	<b>59</b>
	RO	<b>23</b>	<b>24</b>	<b>52</b>
	SI	<b>25</b>	<b>45</b>	<b>68</b>
	SK	<b>26</b>	<b>32</b>	<b>49</b>
	FI	<b>3</b>	<b>2</b>	<b>51</b>
	SE	<b>17</b>	<b>9</b>	<b>46</b>
	UK	<b>16</b>	<b>15</b>	<b>55</b>
	HR	<b>35</b>	<b>44</b>	<b>66</b>

QB7 En (NOTRE PAYS), pensez-vous que donner ou recevoir des pots-de-vin et l'abus de pouvoir pour bénéfice personnel, sont étendus dans les instances suivantes ? (ROTATION – PLUSIEURS REPONSES POSSIBLES)

QB7 In (OUR COUNTRY), do you think that the giving and taking of bribes and the abuse of power for personal gain are widespread among any of the following? (ROTATE – MULTIPLE ANSWERS POSSIBLE)






























QB7 Ist Ihrer Meinung nach in (UNSEREM LAND) das Zahlen und Annehmen von Bestechungsgeldern sowie Machtmissbrauch mit dem Ziel persönlicher Bereicherung in folgenden Gruppen weit verbreitet? (ROTIEREN - MEHRFACHNENNUNGEN MÖGLICH)

		Les partis politiques	Les fonctionnaires qui attribuent les marchés publics	Les fonctionnaires qui délivrent des permis de construire
		Political parties	Officials awarding public tenders	Officials issuing building permits
		Politische Parteien	Beamte, die öffentliche Aufträge vergeben	Beamte, die Baugenehmigungen erteilen
%		EB	EB	EB
		79.1	79.1	79.1
	EU 27	59	45	43
	BE	57	46	45
	BG	41	42	46
	CZ	73	69	47
	DK	34	22	26
	DE	51	40	41
	EE	61	45	49
	IE	56	32	33
	EL	68	55	64
	ES	84	44	54
	FR	70	48	44
	IT	68	55	54
	CY	52	42	44
	LV	54	47	48
	LT	43	46	39
	LU	45	32	40
	HU	51	43	39
	MT	52	45	53
	NL	47	64	69
	AT	60	46	43
	PL	39	41	33
	PT	59	41	43
	RO	46	40	35
	SI	72	60	59
	SK	51	44	31
	FI	43	31	31
	SE	30	49	43
	UK	56	33	30
	HR	65	58	57

QB7 En (NOTRE PAYS), pensez-vous que donner ou recevoir des pots-de-vin et l'abus de pouvoir pour bénéfice personnel, sont étendus dans les instances suivantes ? (ROTATION – PLUSIEURS REPONSES POSSIBLES)

QB7 In (OUR COUNTRY), do you think that the giving and taking of bribes and the abuse of power for personal gain are widespread among any of the following? (ROTATE – MULTIPLE ANSWERS POSSIBLE)






























QB7 Ist Ihrer Meinung nach in (UNSEREM LAND) das Zahlen und Annehmen von Bestechungsgeldern sowie Machtmissbrauch mit dem Ziel persönlicher Bereicherung in folgenden Gruppen weit verbreitet? (ROTIEREN - MEHRFACHNENNUNGEN MÖGLICH)

		Les fonctionnaires qui délivrent des permis d'exercer une activité professionnelle Officials issuing business permits Beamte, die Gewerbe genehmigungen erteilen	Les soins de santé Healthcare Im Gesundheitswesen	Le secteur de l'éducation The education sector Im Bildungswesen
%		EB 79.1	EB 79.1	EB 79.1
	EU 27	<b>33</b>	<b>33</b>	<b>16</b>
	BE	<b>34</b>	<b>15</b>	<b>10</b>
	BG	<b>43</b>	<b>55</b>	<b>23</b>
	CZ	<b>30</b>	<b>41</b>	<b>18</b>
	DK	<b>13</b>	<b>12</b>	<b>6</b>
	DE	<b>29</b>	<b>30</b>	<b>10</b>
	EE	<b>41</b>	<b>30</b>	<b>16</b>
	IE	<b>26</b>	<b>15</b>	<b>9</b>
	EL	<b>56</b>	<b>81</b>	<b>19</b>
	ES	<b>45</b>	<b>23</b>	<b>18</b>
	FR	<b>26</b>	<b>24</b>	<b>10</b>
	IT	<b>44</b>	<b>44</b>	<b>24</b>
	CY	<b>42</b>	<b>62</b>	<b>23</b>
	LV	<b>35</b>	<b>53</b>	<b>20</b>
	LT	<b>25</b>	<b>74</b>	<b>22</b>
	LU	<b>22</b>	<b>13</b>	<b>11</b>
	HU	<b>30</b>	<b>56</b>	<b>15</b>
	MT	<b>35</b>	<b>18</b>	<b>12</b>
	NL	<b>48</b>	<b>27</b>	<b>17</b>
	AT	<b>37</b>	<b>15</b>	<b>10</b>
	PL	<b>25</b>	<b>53</b>	<b>13</b>
	PT	<b>39</b>	<b>33</b>	<b>23</b>
	RO	<b>33</b>	<b>67</b>	<b>33</b>
	SI	<b>48</b>	<b>41</b>	<b>24</b>
	SK	<b>18</b>	<b>64</b>	<b>28</b>
	FI	<b>18</b>	<b>4</b>	<b>2</b>
	SE	<b>31</b>	<b>9</b>	<b>9</b>
	UK	<b>25</b>	<b>15</b>	<b>14</b>
	HR	<b>54</b>	<b>56</b>	<b>44</b>

QB7 En (NOTRE PAYS), pensez-vous que donner ou recevoir des pots-de-vin et l'abus de pouvoir pour bénéfice personnel, sont étendus dans les instances suivantes ? (ROTATION – PLUSIEURS REPONSES POSSIBLES)

QB7 In (OUR COUNTRY), do you think that the giving and taking of bribes and the abuse of power for personal gain are widespread among any of the following? (ROTATE – MULTIPLE ANSWERS POSSIBLE)






























QB7 Ist Ihrer Meinung nach in (UNSEREM LAND) das Zahlen und Annehmen von Bestechungsgeldern sowie Machtmissbrauch mit dem Ziel persönlicher Bereicherung in folgenden Gruppen weit verbreitet? (ROTIEREN - MEHRFACHNENNUNGEN MÖGLICH)

		Les contrôleurs\ inspecteurs (santé, construction, travail, qualité alimentaire, contrôle sanitaire et attribution de permis) Inspectors (health and safety, construction, labour, food quality, sanitary control and licensing) Kontrolleure (Gesundheit und Sicherheit, Bauwesen, Arbeit, Lebensmittelqualität, Hygienekontrolle und Lizenzvergabe)	Les entreprises privées Private companies Privatunternehmen
%		EB 79.1	EB 79.1
	EU 27	<b>35</b>	<b>38</b>
	BE	<b>35</b>	<b>41</b>
	BG	<b>38</b>	<b>17</b>
	CZ	<b>45</b>	<b>37</b>
	DK	<b>23</b>	<b>44</b>
	DE	<b>38</b>	<b>50</b>
	EE	<b>30</b>	<b>32</b>
	IE	<b>21</b>	<b>28</b>
	EL	<b>52</b>	<b>28</b>
	ES	<b>36</b>	<b>48</b>
	FR	<b>31</b>	<b>44</b>
	IT	<b>44</b>	<b>31</b>
	CY	<b>42</b>	<b>28</b>
	LV	<b>40</b>	<b>25</b>
	LT	<b>41</b>	<b>21</b>
	LU	<b>30</b>	<b>42</b>
	HU	<b>28</b>	<b>32</b>
	MT	<b>26</b>	<b>21</b>
	NL	<b>46</b>	<b>56</b>
	AT	<b>30</b>	<b>36</b>
	PL	<b>28</b>	<b>19</b>
	PT	<b>40</b>	<b>35</b>
	RO	<b>36</b>	<b>16</b>
	SI	<b>51</b>	<b>41</b>
	SK	<b>41</b>	<b>26</b>
	FI	<b>11</b>	<b>24</b>
	SE	<b>34</b>	<b>51</b>
	UK	<b>21</b>	<b>41</b>
	HR	<b>60</b>	<b>44</b>

QB7 En (NOTRE PAYS), pensez-vous que donner ou recevoir des pots-de-vin et l'abus de pouvoir pour bénéfice personnel, sont étendus dans les instances suivantes ? (ROTATION – PLUSIEURS REPONSES POSSIBLES)

QB7 In (OUR COUNTRY), do you think that the giving and taking of bribes and the abuse of power for personal gain are widespread among any of the following? (ROTATE – MULTIPLE ANSWERS POSSIBLE)






























QB7 Ist Ihrer Meinung nach in (UNSEREM LAND) das Zahlen und Annehmen von Bestechungsgeldern sowie Machtmissbrauch mit dem Ziel persönlicher Bereicherung in folgenden Gruppen weit verbreitet? (ROTIEREN - MEHRFACHNENNUNGEN MÖGLICH)

		Les banques et institutions financières	Aucun (SPONTANE)	NSP
		Banks and financial institutions	None (SPONTANEOUS)	DK
		Banken und Finanzinstitutionen	Nichts davon (SPONTAN)	WN
%		EB 79.1	EB 79.1	EB 79.1
	EU 27	<b>36</b>	<b>5</b>	<b>7</b>
	BE	<b>36</b>	<b>8</b>	<b>3</b>
	BG	<b>12</b>	<b>1</b>	<b>12</b>
	CZ	<b>15</b>	<b>1</b>	<b>4</b>
	DK	<b>25</b>	<b>32</b>	<b>5</b>
	DE	<b>38</b>	<b>6</b>	<b>9</b>
	EE	<b>12</b>	<b>6</b>	<b>9</b>
	IE	<b>48</b>	<b>6</b>	<b>6</b>
	EL	<b>31</b>	<b>1</b>	<b>1</b>
	ES	<b>62</b>	<b>1</b>	<b>3</b>
	FR	<b>34</b>	<b>3</b>	<b>7</b>
	IT	<b>40</b>	<b>1</b>	<b>5</b>
	CY	<b>31</b>	<b>4</b>	<b>9</b>
	LV	<b>13</b>	<b>2</b>	<b>9</b>
	LT	<b>13</b>	<b>2</b>	<b>4</b>
	LU	<b>25</b>	<b>10</b>	<b>10</b>
	HU	<b>23</b>	<b>3</b>	<b>7</b>
	MT	<b>8</b>	<b>3</b>	<b>18</b>
	NL	<b>57</b>	<b>4</b>	<b>2</b>
	AT	<b>29</b>	<b>4</b>	<b>10</b>
	PL	<b>8</b>	<b>2</b>	<b>11</b>
	PT	<b>47</b>	<b>3</b>	<b>16</b>
	RO	<b>15</b>	<b>1</b>	<b>11</b>
	SI	<b>44</b>	<b>2</b>	<b>6</b>
	SK	<b>15</b>	<b>0</b>	<b>6</b>
	FI	<b>6</b>	<b>18</b>	<b>5</b>
	SE	<b>23</b>	<b>16</b>	<b>4</b>
	UK	<b>47</b>	<b>10</b>	<b>10</b>
	HR	<b>34</b>	<b>2</b>	<b>6</b>

QB8 Connaissez-vous personnellement quelqu'un qui accepte ou a accepté des pots-de-vin ?

QB8 Do you personally know anyone who takes or has taken bribes?






























QB8 Kennen Sie persönlich jemanden, der Bestechungsgelder annimmt oder angenommen hat?

		Oui	Non	Refus (SPONTANE)	NSP
		Yes	No	Refusal (SPONTANEOUS)	DK
		Ja	Nein	Verweigert (SPONTAN)	WN
%		EB 79.1	EB 79.1	EB 79.1	EB 79.1
 EU 27		12	84	2	2
 BE		15	84	1	0
 BG		20	65	7	8
 CZ		20	72	6	2
 DK		12	87	1	0
 DE		9	87	2	2
 EE		16	81	3	0
 IE		8	86	3	3
 EL		31	65	3	1
 ES		11	87	1	1
 FR		16	83	0	1
 IT		9	85	4	2
 CY		21	75	2	2
 LV		25	70	3	2
 LT		35	57	6	2
 LU		18	80	1	1
 HU		21	69	8	2
 MT		8	86	2	4
 NL		15	85	0	0
 AT		10	77	9	4
 PL		12	86	1	1
 PT		11	83	5	1
 RO		14	69	10	7
 SI		17	78	4	1
 SK		33	57	7	3
 FI		9	89	2	0
 SE		18	82	0	0
 UK		7	93	0	0
 HR		24	72	3	1

QB9a Au cours des 12 derniers mois, avez-vous eu des contacts avec certaines des instances suivantes en (NOTRE PAYS) ? (PLUSIEURS REPONSES POSSIBLES)

QB9a Over the last 12 months, have you had any contact with any of the following in (OUR COUNTRY)? (ROTATION - MULTIPLE ANSWERS POSSIBLE)

QB9a Hatten Sie in den letzten 12 Monaten mit einer oder mehreren der unten genannten Gruppen in (UNSEREM LAND) Kontakt? (MEHRFACHNENNUNGEN PRO SPALTE MÖGLICH)






























		La police, les douanes	Les autorités fiscales	Les tribunaux	La sécurité sociale et les services sociaux
		Police, customs	Tax authorities	The Courts (tribunals)	Social security and welfare authorities
		Polizei, Zoll	Steuerbehörden	Gerichte	Sozialversicherungsbehörden und Sozialämter
%		EB 79.1	EB 79.1	EB 79.1	EB 79.1
 EU 27		<b>14</b>	<b>19</b>	<b>5</b>	<b>18</b>
 BE		<b>21</b>	<b>18</b>	<b>9</b>	<b>21</b>
 BG		<b>19</b>	<b>31</b>	<b>5</b>	<b>11</b>
 CZ		<b>16</b>	<b>16</b>	<b>4</b>	<b>22</b>
 DK		<b>23</b>	<b>31</b>	<b>6</b>	<b>21</b>
 DE		<b>13</b>	<b>27</b>	<b>7</b>	<b>14</b>
 EE		<b>17</b>	<b>16</b>	<b>5</b>	<b>11</b>
 IE		<b>14</b>	<b>18</b>	<b>3</b>	<b>21</b>
 EL		<b>13</b>	<b>45</b>	<b>6</b>	<b>30</b>
 ES		<b>10</b>	<b>2</b>	<b>4</b>	<b>30</b>
 FR		<b>16</b>	<b>13</b>	<b>6</b>	<b>31</b>
 IT		<b>6</b>	<b>9</b>	<b>3</b>	<b>6</b>
 CY		<b>21</b>	<b>16</b>	<b>8</b>	<b>24</b>
 LV		<b>18</b>	<b>21</b>	<b>4</b>	<b>17</b>
 LT		<b>14</b>	<b>9</b>	<b>4</b>	<b>10</b>
 LU		<b>30</b>	<b>23</b>	<b>10</b>	<b>37</b>
 HU		<b>8</b>	<b>12</b>	<b>3</b>	<b>5</b>
 MT		<b>13</b>	<b>10</b>	<b>7</b>	<b>10</b>
 NL		<b>23</b>	<b>48</b>	<b>8</b>	<b>23</b>
 AT		<b>17</b>	<b>18</b>	<b>5</b>	<b>17</b>
 PL		<b>14</b>	<b>18</b>	<b>7</b>	<b>17</b>
 PT		<b>12</b>	<b>15</b>	<b>6</b>	<b>20</b>
 RO		<b>11</b>	<b>16</b>	<b>2</b>	<b>3</b>
 SI		<b>15</b>	<b>16</b>	<b>9</b>	<b>13</b>
 SK		<b>14</b>	<b>15</b>	<b>4</b>	<b>19</b>
 FI		<b>24</b>	<b>30</b>	<b>4</b>	<b>16</b>
 SE		<b>32</b>	<b>31</b>	<b>6</b>	<b>19</b>
 UK		<b>17</b>	<b>22</b>	<b>5</b>	<b>16</b>
 HR		<b>20</b>	<b>16</b>	<b>10</b>	<b>11</b>



QB9a Au cours des 12 derniers mois, avez-vous eu des contacts avec certaines des instances suivantes en (NOTRE PAYS) ? (PLUSIEURS REPONSES POSSIBLES)

QB9a Over the last 12 months, have you had any contact with any of the following in (OUR COUNTRY)? (ROTATION - MULTIPLE ANSWERS POSSIBLE)






























QB9a Hatten Sie in den letzten 12 Monaten mit einer oder mehreren der unten genannten Gruppen in (UNSEREM LAND) Kontakt? (MEHRFACHNENNUNGEN PRO SPALTE MÖGLICH)

		Le parquet (les procureurs)	Les hommes et femmes politiques au niveau national, régional ou local	Les partis politiques	Les fonctionnaires qui attribuent les marchés publics
		Public prosecution service	Politicians at national, regional or local level	Political parties	Officials awarding public tenders
		Staatsanwaltschaft	Politiker auf nationaler, regionaler oder kommunaler Ebene	Politische Parteien	Beamte, die öffentliche Aufträge vergeben
%		EB 79.1	EB 79.1	EB 79.1	EB 79.1
 EU 27		2	7	5	3
 BE		3	13	10	3
 BG		1	2	1	1
 CZ		1	8	4	2
 DK		3	12	8	3
 DE		3	8	7	4
 EE		2	7	4	3
 IE		2	10	10	2
 EL		1	3	2	1
 ES		1	6	4	3
 FR		3	9	5	2
 IT		1	7	5	1
 CY		3	12	14	1
 LV		1	7	3	3
 LT		2	3	2	2
 LU		6	17	8	5
 HU		2	2	1	2
 MT		2	12	8	2
 NL		6	15	12	6
 AT		2	15	8	6
 PL		1	3	2	3
 PT		1	3	3	2
 RO		1	3	2	1
 SI		1	2	1	3
 SK		1	11	3	3
 FI		3	10	6	4
 SE		4	16	10	10
 UK		2	9	7	2
 HR		3	5	5	3

QB9a Au cours des 12 derniers mois, avez-vous eu des contacts avec certaines des instances suivantes en (NOTRE PAYS) ? (PLUSIEURS REPONSES POSSIBLES)

QB9a Over the last 12 months, have you had any contact with any of the following in (OUR COUNTRY)? (ROTATION - MULTIPLE ANSWERS POSSIBLE)






























QB9a Hatten Sie in den letzten 12 Monaten mit einer oder mehreren der unten genannten Gruppen in (UNSEREM LAND) Kontakt? (MEHRFACHNENNUNGEN PRO SPALTE MÖGLICH)

		Les fonctionnaires qui délivrent des permis de construire	Les fonctionnaires qui délivrent des permis d'exercer une activité professionnelle	Les soins de santé	Le secteur de l'éducation
		Officials issuing building permits	Officials issuing business permits	Healthcare	The education sector
		Beamte, die Baugenehmigungen erteilen	Beamte, die Gewerbe genehmigungen erteilen	Gesundheitswesen	Bildungswesen
%		EB 79.1	EB 79.1	EB 79.1	EB 79.1
	EU 27	3	2	59	21
	BE	5	3	66	28
	BG	2	2	62	16
	CZ	5	3	66	25
	DK	7	1	79	36
	DE	3	2	49	21
	EE	4	3	56	21
	IE	3	2	45	21
	EL	2	1	50	18
	ES	2	3	55	22
	FR	3	3	71	26
	IT	2	2	47	13
	CY	3	1	64	28
	LV	4	3	68	26
	LT	2	3	59	14
	LU	8	4	65	36
	HU	3	3	60	9
	MT	5	1	51	18
	NL	7	6	70	37
	AT	7	4	56	20
	PL	4	3	69	20
	PT	2	2	62	17
	RO	2	1	40	12
	SI	3	2	57	22
	SK	4	2	64	20
	FI	5	3	76	26
	SE	9	3	80	35
	UK	3	1	65	25
	HR	5	3	56	21

QB9a Au cours des 12 derniers mois, avez-vous eu des contacts avec certaines des instances suivantes en (NOTRE PAYS) ? (PLUSIEURS REPONSES POSSIBLES)

QB9a Over the last 12 months, have you had any contact with any of the following in (OUR COUNTRY)? (ROTATION - MULTIPLE ANSWERS POSSIBLE)






























QB9a Hatten Sie in den letzten 12 Monaten mit einer oder mehreren der unten genannten Gruppen in (UNSEREM LAND) Kontakt? (MEHRFACHNENNUNGEN PRO SPALTE MÖGLICH)

		Les contrôleurs\ inspecteurs (santé, construction, travail, qualité alimentaire, contrôle sanitaire et l'attribution de permis)	Les entreprises privées
		Inspectors (health and safety, construction, labour, food quality, sanitary control and licensing)	Private companies
		Kontrolleure (Gesundheit und Sicherheit, Bauwesen, Arbeit, Lebensmittelqualität, Hygienekontrolle und Lizenzvergabe)	Privatunternehmen
%		EB 79.1	EB 79.1
 EU 27		5	26
 BE		8	28
 BG		2	10
 CZ		5	27
 DK		12	52
 DE		6	34
 EE		8	22
 IE		5	20
 EL		1	25
 ES		3	20
 FR		5	28
 IT		4	20
 CY		3	36
 LV		8	16
 LT		4	11
 LU		8	34
 HU		2	14
 MT		4	18
 NL		11	50
 AT		7	38
 PL		5	16
 PT		2	18
 RO		4	6
 SI		4	18
 SK		6	23
 FI		10	49
 SE		12	55
 UK		5	25
 HR		4	14

QB9a Au cours des 12 derniers mois, avez-vous eu des contacts avec certaines des instances suivantes en (NOTRE PAYS) ? (PLUSIEURS REponses POSSIBLES)

QB9a Over the last 12 months, have you had any contact with any of the following in (OUR COUNTRY)? (ROTATION - MULTIPLE ANSWERS POSSIBLE)






























QB9a Hatten Sie in den letzten 12 Monaten mit einer oder mehreren der unten genannten Gruppen in (UNSEREM LAND) Kontakt? (MEHRFACHNENNUNGEN PRO SPALTE MÖGLICH)

		Les banques et institutions financières	Aucun (SPONTANE)	Refus (SPONTANE)	NSP
		Banks and financial institutions	None (SPONTANEOUS)	Refusal (SPONTANEOUS)	DK
		Banken und Finanzinstitutionen	Nichts davon (SPONTAN)	Verweigert (SPONTAN)	WN
%		EB 79.1	EB 79.1	EB 79.1	EB 79.1
	EU 27	50	17	1	1
	BE	58	12	0	0
	BG	28	14	1	3
	CZ	48	11	2	1
	DK	81	3	0	0
	DE	53	19	0	1
	EE	46	17	6	4
	IE	49	20	1	2
	EL	50	9	1	1
	ES	50	20	1	0
	FR	66	10	0	1
	IT	38	28	2	2
	CY	75	7	0	0
	LV	41	13	1	3
	LT	24	28	1	1
	LU	55	13	0	2
	HU	30	22	2	1
	MT	48	22	0	1
	NL	58	8	0	0
	AT	57	12	2	3
	PL	42	11	1	2
	PT	50	13	1	2
	RO	12	35	4	7
	SI	57	19	2	1
	SK	43	13	2	1
	FI	73	5	0	0
	SE	70	2	0	0
	UK	60	14	0	1
	HR	45	18	1	1

QB9b En pensant à ces contacts au cours des 12 derniers mois quelqu'un en (NOTRE PAYS) vous a-t-il demandé ou a-t-il attendu de vous que vous payiez un pot-de-vin pour ses services ? (PLUSIEURS REPONSES POSSIBLES)

QB9b Thinking about these contacts in the past 12 months has anyone in (OUR COUNTRY) asked you or expected you to pay a bribe for his or her services? (ROTATION - MULTIPLE ANSWERS POSSIBLE)






























QB9b Wenn Sie an diese Kontakte in den letzten 12 Monaten zurückdenken, erinnern Sie sich daran, dass Sie jemand in (UNSEREM LAND) dazu aufgefordert oder von Ihnen erwartet hat, dass Sie für seine oder ihre Dienste ein Bestechungsgeld zahlen? (MEHRFACHNENNUNGEN PRO SPALTE MÖGLICH)

		La police, les douanes	Les autorités fiscales	Les tribunaux
		Police, customs	Tax authorities	The Courts (tribunals)
		Polizei, Zoll	Steuerbehörden	Gerichte
%		EB 79.1	EB 79.1	EB 79.1
	EU 27	1	0	0
	BE	0	0	0
	BG	4	1	0
	CZ	1	0	0
	DK	0	0	0
	DE	0	0	0
	EE	1	0	0
	IE	1	0	0
	EL	0	1	0
	ES	0	0	0
	FR	0	0	0
	IT	0	1	0
	CY	0	0	0
	LV	3	0	0
	LT	6	1	1
	LU	1	0	0
	HU	0	0	0
	MT	0	0	1
	NL	0	0	0
	AT	0	0	0
	PL	2	0	1
	PT	0	0	0
	RO	2	1	0
	SI	1	0	1
	SK	1	0	0
	FI	0	0	0
	SE	0	0	0
	UK	0	0	0
	HR	2	0	0

QB9b En pensant à ces contacts au cours des 12 derniers mois quelqu'un en (NOTRE PAYS) vous a-t-il demandé ou a-t-il attendu de vous que vous payiez un pot-de-vin pour ses services ? (PLUSIEURS REPONSES POSSIBLES)

QB9b Thinking about these contacts in the past 12 months has anyone in (OUR COUNTRY) asked you or expected you to pay a bribe for his or her services? (ROTATION - MULTIPLE ANSWERS POSSIBLE)






























QB9b Wenn Sie an diese Kontakte in den letzten 12 Monaten zurückdenken, erinnern Sie sich daran, dass Sie jemand in (UNSEREM LAND) dazu aufgefordert oder von Ihnen erwartet hat, dass Sie für seine oder ihre Dienste ein Bestechungsgeld zahlen? (MEHRFACHNENNUNGEN PRO SPALTE MÖGLICH)

		La sécurité sociale et les services sociaux	Le parquet (les procureurs)	Les hommes et femmes politiques au niveau national, régional ou local
		Social security and welfare authorities	Public prosecution service	Politicians at national, regional or local level
		Sozialversicherungsbehörden und Sozialämter	Staatsanwaltschaft	Politiker auf nationaler, regionaler oder kommunaler Ebene
%		EB 79.1	EB 79.1	EB 79.1
	EU 27	0	0	0
	BE	0	0	0
	BG	0	0	0
	CZ	0	0	0
	DK	0	0	0
	DE	0	0	0
	EE	0	0	0
	IE	0	0	0
	EL	1	0	0
	ES	0	0	0
	FR	0	0	0
	IT	0	0	1
	CY	0	0	0
	LV	0	0	0
	LT	2	0	1
	LU	0	0	0
	HU	0	0	0
	MT	0	0	1
	NL	0	0	0
	AT	0	0	1
	PL	1	0	0
	PT	0	0	0
	RO	1	0	0
	SI	0	0	1
	SK	1	0	1
	FI	0	0	0
	SE	0	0	0
	UK	0	0	0
	HR	0	0	0

QB9b En pensant à ces contacts au cours des 12 derniers mois quelqu'un en (NOTRE PAYS) vous a-t-il demandé ou a-t-il attendu de vous que vous payiez un pot-de-vin pour ses services ? (PLUSIEURS REPONSES POSSIBLES)

QB9b Thinking about these contacts in the past 12 months has anyone in (OUR COUNTRY) asked you or expected you to pay a bribe for his or her services? (ROTATION - MULTIPLE ANSWERS POSSIBLE)






























QB9b Wenn Sie an diese Kontakte in den letzten 12 Monaten zurückdenken, erinnern Sie sich daran, dass Sie jemand in (UNSEREM LAND) dazu aufgefordert oder von Ihnen erwartet hat, dass Sie für seine oder ihre Dienste ein Bestechungsgeld zahlen? (MEHRFACHNENNUNGEN PRO SPALTE MÖGLICH)

		Les partis politiques	Les fonctionnaires qui attribuent les marchés publics	Les fonctionnaires qui délivrent des permis de construire
		Political parties	Officials awarding public tenders	Officials issuing building permits
		Politische Parteien	Beamte, die öffentliche Aufträge vergeben	Beamte, die Baugenehmigungen erteilen
%		EB 79.1	EB 79.1	EB 79.1
	EU 27	0	0	0
	BE	0	0	0
	BG	0	0	1
	CZ	0	0	1
	DK	0	0	0
	DE	0	0	0
	EE	1	0	1
	IE	1	0	0
	EL	0	0	0
	ES	0	0	0
	FR	0	0	0
	IT	0	0	0
	CY	0	0	0
	LV	0	0	1
	LT	0	0	1
	LU	0	0	0
	HU	0	1	1
	MT	0	0	1
	NL	0	0	0
	AT	0	1	1
	PL	0	0	0
	PT	0	0	0
	RO	0	0	1
	SI	0	1	0
	SK	0	1	0
	FI	0	0	0
	SE	0	0	0
	UK	0	0	0
	HR	0	1	1

QB9b En pensant à ces contacts au cours des 12 derniers mois quelqu'un en (NOTRE PAYS) vous a-t-il demandé ou a-t-il attendu de vous que vous payiez un pot-de-vin pour ses services ? (PLUSIEURS REPONSES POSSIBLES)

QB9b Thinking about these contacts in the past 12 months has anyone in (OUR COUNTRY) asked you or expected you to pay a bribe for his or her services? (ROTATION - MULTIPLE ANSWERS POSSIBLE)

QB9b Wenn Sie an diese Kontakte in den letzten 12 Monaten zurückdenken, erinnern Sie sich daran, dass Sie jemand in (UNSEREM LAND) dazu aufgefordert oder von Ihnen erwartet hat, dass Sie für seine oder ihre Dienste ein Bestechungsgeld zahlen? (MEHRFACHNENNUNGEN PRO SPALTE MÖGLICH)






























		Les fonctionnaires qui délivrent des permis d'exercer une activité professionnelle Officials issuing business permits Beamte, die Gewerbe genehmigungen erteilen	Les soins de santé Healthcare Gesundheitswesen	Le secteur de l'éducation The education sector Bildungswesen
%		EB 79.1	EB 79.1	EB 79.1
	EU 27	0	2	0
	BE	0	1	0
	BG	1	7	0
	CZ	0	2	1
	DK	0	0	0
	DE	0	0	0
	EE	0	1	0
	IE	0	1	0
	EL	0	6	0
	ES	0	0	0
	FR	0	1	0
	IT	0	1	0
	CY	0	1	0
	LV	0	3	0
	LT	1	21	2
	LU	0	0	0
	HU	1	8	1
	MT	0	1	0
	NL	0	0	0
	AT	0	2	0
	PL	0	8	1
	PT	0	0	0
	RO	0	22	2
	SI	0	1	0
	SK	0	9	2
	FI	0	0	0
	SE	0	0	0
	UK	0	0	0
	HR	0	3	0



QB9b En pensant à ces contacts au cours des 12 derniers mois quelqu'un en (NOTRE PAYS) vous a-t-il demandé ou a-t-il attendu de vous que vous payiez un pot-de-vin pour ses services ? (PLUSIEURS REPONSES POSSIBLES)

QB9b Thinking about these contacts in the past 12 months has anyone in (OUR COUNTRY) asked you or expected you to pay a bribe for his or her services? (ROTATION - MULTIPLE ANSWERS POSSIBLE)






























QB9b Wenn Sie an diese Kontakte in den letzten 12 Monaten zurückdenken, erinnern Sie sich daran, dass Sie jemand in (UNSEREM LAND) dazu aufgefordert oder von Ihnen erwartet hat, dass Sie für seine oder ihre Dienste ein Bestechungsgeld zahlen? (MEHRFACHNENNUNGEN PRO SPALTE MÖGLICH)

		Les contrôleurs\ inspecteurs (santé, construction, travail, qualité alimentaire, contrôle sanitaire et l'attribution de permis) Inspectors (health and safety, construction, labour, food quality, sanitary control and licensing) Kontrolleure (Gesundheit und Sicherheit, Bauwesen, Arbeit, Lebensmittelqualität, Hygiene-kontrolle und Lizenzvergabe)	Les entreprises privées Private companies Privatunternehmen
%		EB 79.1	EB 79.1
	EU 27	0	1
	BE	0	1
	BG	0	0
	CZ	0	2
	DK	0	1
	DE	0	0
	EE	1	1
	IE	1	0
	EL	0	0
	ES	0	1
	FR	0	1
	IT	0	0
	CY	0	0
	LV	1	0
	LT	1	1
	LU	0	0
	HU	0	2
	MT	0	0
	NL	0	1
	AT	1	1
	PL	0	1
	PT	0	0
	RO	1	1
	SI	0	1
	SK	1	1
	FI	0	1
	SE	0	1
	UK	0	0
	HR	0	0

QB9b En pensant à ces contacts au cours des 12 derniers mois quelqu'un en (NOTRE PAYS) vous a-t-il demandé ou a-t-il attendu de vous que vous payiez un pot-de-vin pour ses services ? (PLUSIEURS REPONSES POSSIBLES)

QB9b Thinking about these contacts in the past 12 months has anyone in (OUR COUNTRY) asked you or expected you to pay a bribe for his or her services? (ROTATION - MULTIPLE ANSWERS POSSIBLE)

























QB9b Wenn Sie an diese Kontakte in den letzten 12 Monaten zurückdenken, erinnern Sie sich daran, dass Sie jemand in (UNSEREM LAND) dazu aufgefordert oder von Ihnen erwartet hat, dass Sie für seine oder ihre Dienste ein Bestechungsgeld zahlen? (MEHRFACHNENNUNGEN PRO SPALTE MÖGLICH)

		Les banques et institutions financières	Aucun (SPONTANE)	Refus (SPONTANE)	NSP	Total 'Victime de corruption'
		Banks and financial institutions	None (SPONTANEOUS)	Refusal (SPONTANEOUS)	DK	Total 'Victim of corruption'
		Banken und Finanzinstitutionen	Nichts davon (SPONTAN)	Verweigert (SPONTAN)	WN	Total 'Victim der Korruption'
%		EB 79.1	EB 79.1	EB 79.1	EB 79.1	EB 79.1
	EU 27	0	91	2	2	4
	BE	0	95	1	1	3
	BG	0	85	2	2	11
	CZ	0	84	6	2	8
	DK	1	98	0	0	1
	DE	0	96	2	2	1
	EE	0	84	3	8	4
	IE	0	93	1	2	3
	EL	0	88	4	1	7
	ES	0	96	1	1	2
	FR	0	97	1	1	2
	IT	0	90	6	1	2
	CY	0	95	1	1	3
	LV	0	88	2	3	6
	LT	0	64	3	4	29
	LU	0	98	1	0	1
	HU	0	80	6	1	13
	MT	0	96	2	0	2
	NL	1	97	0	1	2
	AT	0	84	6	4	5
	PL	2	79	3	4	15
	PT	0	95	2	1	1
	RO	1	47	10	18	25
	SI	1	93	3	1	3
	SK	0	74	9	3	14
	FI	0	97	0	1	1
	SE	0	99	0	0	1
	UK	0	99	0	0	0
	HR	0	89	3	1	6

QB9c1 Quel était le montant du pot-de-vin qui a été demandé ou qui était attendu lors de votre contact avec la police, les douanes ?

QB9c1 How much of a bribe was asked for or expected by your contact in the police, customs?



















QB9c1 Wie viel Bestechungsgeld wurde von der Person, mit der Sie bei der Polizei bzw. beim Zoll Kontakt hatten, gefordert bzw. erwartet?

		1 - 50 euros	51 - 100 euros	101 - 200 euros	Plus de 200 euros	Ne se souvient plus	Refus	NSP
		1 - 50 euros	51 - 100 euros	101 - 200 euros	More than 200 euros	Do not remember	Refusal	DK
		1 - 50 euros	51 - 100 euros	101 - 200 euros	200 + euros	Kann mich nicht erinnern	Verweigert	WN
%		EB 79.1	EB 79.1	EB 79.1	EB 79.1	EB 79.1	EB 79.1	EB 79.1
	EU 27	34	7	5	3	7	30	14
	BE	0	0	31	0	40	0	29
	BG	54	3	0	0	7	21	15
	CZ	33	9	0	9	0	20	29
	DK	0	0	0	0	0	100	0
	DE	39	61	0	0	0	0	0
	EE	21	0	15	0	40	0	24
	IE	0	37	30	0	0	18	15
	ES	0	0	100	0	0	0	0
	FR	0	0	0	0	100	0	0
	IT	0	0	0	0	0	100	0
	LV	58	5	4	13	4	4	12
	LT	35	19	7	2	6	13	18
	LU	0	0	0	41	59	0	0
	HU	0	0	0	0	34	31	35
	MT	0	100	0	0	0	0	0
	NL	0	0	0	0	0	0	100
	AT	32	0	34	0	0	34	0
	PL	45	0	0	0	0	50	5
	PT	0	0	42	0	0	0	58
	RO	36	15	0	17	0	9	23
	SI	0	0	0	22	66	0	12
	SK	23	14	0	0	35	12	16
	HR	26	17	0	0	0	16	41

QB9c2 Quel était le montant du pot-de-vin qui a été demandé ou qui était attendu lors de votre contact avec les autorités fiscales ?

QB9c2 How much of a bribe was asked for or expected by your contact in tax authorities?


















QB9c2 Wie viel Bestechungsgeld wurde von der Person, mit der Sie bei den Steuerbehörden Kontakt hatten, gefordert bzw. erwartet?

		1 - 50 euros	51 - 100 euros	101 - 200 euros	Plus de 200 euros	Ne se souvient plus	Refus	NSP
		1 - 50 euros	51 - 100 euros	101 - 200 euros	More than 200 euros	Do not remember	Refusal	DK
		1 - 50 euros	51 - 100 euros	101 - 200 euros	200 + euros	Kann mich nicht erinnern	Verweigert	WN
%		EB 79.1	EB 79.1	EB 79.1	EB 79.1	EB 79.1	EB 79.1	EB 79.1
	EU 27	8	0	0	15	1	50	26
	BE	0	0	0	100	0	0	0
	BG	56	0	0	9	12	23	0
	CZ	0	0	0	0	0	100	0
	DK	0	0	0	47	0	53	0
	DE	0	0	0	0	0	0	100
	EE	0	0	0	0	100	0	0
	IE	53	0	0	0	0	47	0
	EL	25	0	0	35	0	17	23
	IT	0	0	0	0	0	56	44
	CY	0	0	0	0	0	100	0
	LV	0	100	0	0	0	0	0
	LT	16	0	17	16	0	51	0
	PL	0	0	0	38	0	62	0
	PT	0	0	0	55	0	0	45
	RO	0	0	0	0	0	60	40
	SK	0	0	0	0	0	100	0
	HR	0	0	0	100	0	0	0

QB9c3 Quel était le montant du pot-de-vin qui a été demandé ou qui était attendu lors de votre contact avec les tribunaux ?

QB9c3 How much of a bribe was asked for or expected by your contact in Courts (tribunals)?




















QB9c3 Wie viel Bestechungsgeld wurde von der Person, mit der Sie bei Gericht Kontakt hatten, gefordert bzw. erwartet?

		1 - 50 euros	51 - 100 euros	101 - 200 euros	Plus de 200 euros	Ne se souvient plus	Refus	NSP
		1 - 50 euros	51 - 100 euros	101 - 200 euros	More than 200 euros	Do not remember	Refusal	DK
		1 - 50 euros	51 - 100 euros	101 - 200 euros	200 + euros	Kann mich nicht erinnern	Verweigert	WN
%		EB 79.1	EB 79.1	EB 79.1	EB 79.1	EB 79.1	EB 79.1	EB 79.1
	EU 27	<b>11</b>	<b>0</b>	<b>4</b>	<b>17</b>	<b>26</b>	<b>26</b>	<b>16</b>
	BG	<b>0</b>	<b>0</b>	<b>0</b>	<b>26</b>	<b>48</b>	<b>0</b>	<b>26</b>
	CZ	<b>0</b>	<b>0</b>	<b>0</b>	<b>56</b>	<b>0</b>	<b>44</b>	<b>0</b>
	EL	<b>0</b>	<b>0</b>	<b>0</b>	<b>100</b>	<b>0</b>	<b>0</b>	<b>0</b>
	FR	<b>0</b>	<b>0</b>	<b>0</b>	<b>52</b>	<b>48</b>	<b>0</b>	<b>0</b>
	IT	<b>0</b>	<b>0</b>	<b>0</b>	<b>0</b>	<b>47</b>	<b>53</b>	<b>0</b>
	LV	<b>0</b>	<b>0</b>	<b>56</b>	<b>0</b>	<b>0</b>	<b>0</b>	<b>44</b>
	LT	<b>0</b>	<b>0</b>	<b>20</b>	<b>61</b>	<b>0</b>	<b>19</b>	<b>0</b>
	MT	<b>0</b>	<b>0</b>	<b>0</b>	<b>72</b>	<b>0</b>	<b>0</b>	<b>28</b>
	NL	<b>0</b>	<b>0</b>	<b>0</b>	<b>0</b>	<b>100</b>	<b>0</b>	<b>0</b>
	AT	<b>0</b>	<b>0</b>	<b>0</b>	<b>0</b>	<b>34</b>	<b>66</b>	<b>0</b>
	PL	<b>31</b>	<b>0</b>	<b>0</b>	<b>0</b>	<b>0</b>	<b>34</b>	<b>35</b>
	PT	<b>100</b>	<b>0</b>	<b>0</b>	<b>0</b>	<b>0</b>	<b>0</b>	<b>0</b>
	RO	<b>0</b>	<b>0</b>	<b>35</b>	<b>0</b>	<b>32</b>	<b>0</b>	<b>33</b>
	SI	<b>0</b>	<b>0</b>	<b>23</b>	<b>0</b>	<b>0</b>	<b>28</b>	<b>49</b>
	SK	<b>0</b>	<b>0</b>	<b>0</b>	<b>0</b>	<b>0</b>	<b>0</b>	<b>100</b>
	HR	<b>0</b>	<b>0</b>	<b>0</b>	<b>100</b>	<b>0</b>	<b>0</b>	<b>0</b>

QB9c4 Quel était le montant du pot-de-vin qui a été demandé ou qui était attendu lors de votre contact avec la sécurité sociale et les services sociaux ?

QB9c4 How much of a bribe was asked for or expected by your contact in social security and welfare authorities ?











QB9c4 Wie viel Bestechungsgeld wurde von der Person, mit der Sie bei Sozialversicherungsbehörden oder Sozialämtern Kontakt hatten, gefordert bzw. erwartet?

		1 - 50 euros	51 - 100 euros	101 - 200 euros	Plus de 200 euros	Ne se souvient plus	Refus	NSP
		1 - 50 euros	51 - 100 euros	101 - 200 euros	More than 200 euros	Do not remember	Refusal	DK
		1 - 50 euros	51 - 100 euros	101 - 200 euros	200 + euros	Kann mich nicht erinnern	Verweigert	WN
%		EB 79.1	EB 79.1	EB 79.1	EB 79.1	EB 79.1	EB 79.1	EB 79.1
	EU 27	<b>10</b>	<b>9</b>	<b>5</b>	<b>4</b>	<b>4</b>	<b>39</b>	<b>29</b>
	BE	<b>39</b>	<b>0</b>	<b>0</b>	<b>0</b>	<b>34</b>	<b>0</b>	<b>27</b>
	BG	<b>0</b>	<b>0</b>	<b>0</b>	<b>0</b>	<b>28</b>	<b>38</b>	<b>34</b>
	CZ	<b>56</b>	<b>0</b>	<b>0</b>	<b>0</b>	<b>0</b>	<b>0</b>	<b>44</b>
	DE	<b>0</b>	<b>0</b>	<b>0</b>	<b>0</b>	<b>0</b>	<b>0</b>	<b>100</b>
	EE	<b>0</b>	<b>0</b>	<b>100</b>	<b>0</b>	<b>0</b>	<b>0</b>	<b>0</b>
	IE	<b>0</b>	<b>0</b>	<b>0</b>	<b>0</b>	<b>0</b>	<b>0</b>	<b>100</b>
	EL	<b>0</b>	<b>37</b>	<b>18</b>	<b>45</b>	<b>0</b>	<b>0</b>	<b>0</b>
	ES	<b>0</b>	<b>0</b>	<b>0</b>	<b>0</b>	<b>0</b>	<b>100</b>	<b>0</b>
	IT	<b>0</b>	<b>42</b>	<b>0</b>	<b>0</b>	<b>0</b>	<b>58</b>	<b>0</b>
	LT	<b>17</b>	<b>8</b>	<b>0</b>	<b>0</b>	<b>17</b>	<b>0</b>	<b>58</b>
	HU	<b>0</b>	<b>0</b>	<b>72</b>	<b>0</b>	<b>0</b>	<b>0</b>	<b>28</b>
	NL	<b>0</b>	<b>0</b>	<b>0</b>	<b>0</b>	<b>0</b>	<b>100</b>	<b>0</b>
	AT	<b>0</b>	<b>0</b>	<b>100</b>	<b>0</b>	<b>0</b>	<b>0</b>	<b>0</b>
	PL	<b>16</b>	<b>0</b>	<b>0</b>	<b>0</b>	<b>0</b>	<b>84</b>	<b>0</b>
	PT	<b>0</b>	<b>0</b>	<b>0</b>	<b>0</b>	<b>0</b>	<b>0</b>	<b>100</b>
	RO	<b>0</b>	<b>0</b>	<b>0</b>	<b>0</b>	<b>0</b>	<b>0</b>	<b>100</b>
	SI	<b>0</b>	<b>0</b>	<b>0</b>	<b>0</b>	<b>58</b>	<b>0</b>	<b>42</b>
	SK	<b>26</b>	<b>10</b>	<b>0</b>	<b>8</b>	<b>11</b>	<b>31</b>	<b>14</b>

QB9c5 Quel était le montant du pot-de-vin qui a été demandé ou qui était attendu lors de votre contact avec le parquet (les procureurs) ?

QB9c5 How much of a bribe was asked for or expected by your contact in the public prosecution service?



















QB9c5 Wie viel Bestechungsgeld wurde von der Person, mit der Sie bei der Staatsanwaltschaft Kontakt hatten, gefordert bzw. erwartet?

		1 - 50 euros	51 - 100 euros	101 - 200 euros	Plus de 200 euros	Ne se souvient plus	Refus	NSP
		1 - 50 euros	51 - 100 euros	101 - 200 euros	More than 200 euros	Do not remember	Refusal	DK
		1 - 50 euros	51 - 100 euros	101 - 200 euros	200 + euros	Kann mich nicht erinnern	Verweigert	WN
%		EB 79.1	EB 79.1	EB 79.1	EB 79.1	EB 79.1	EB 79.1	EB 79.1
 EU 27		0	8	3	3	9	19	58
 IE		0	0	0	0	0	0	100
 LT		0	0	51	49	0	0	0
 HU		0	46	0	0	0	0	54
 AT		0	0	0	0	0	100	0
 PT		0	0	0	0	100	0	0
 RO		0	0	0	0	0	0	100
 SI		0	0	0	0	0	0	100
 SK		0	0	0	0	0	44	56
 HR		0	0	0	0	0	100	0

QB9c6 Quel était le montant du pot-de-vin qui a été demandé ou qui était attendu lors de votre contact avec les hommes et femmes politiques au niveau national, régional ou local ?

QB9c6 How much of a bribe was asked for or expected by your contact in politicians at national, regional or local level?

QB9c6 Wie viel Bestechungsgeld wurde von dem Politiker auf nationaler, regionaler oder kommunaler Ebene, mit dem Sie Kontakt hatten, gefordert bzw. erwartet?


















		1 - 50 euros	51 - 100 euros	101 - 200 euros	Plus de 200 euros	Ne se souvient plus	Refus	NSP
		1 - 50 euros	51 - 100 euros	101 - 200 euros	More than 200 euros	Do not remember	Refusal	DK
		1 - 50 euros	51 - 100 euros	101 - 200 euros	200 + euros	Kann mich nicht erinnern	Verweigert	WN
%		EB 79.1	EB 79.1	EB 79.1	EB 79.1	EB 79.1	EB 79.1	EB 79.1
	EU 27	1	8	2	8	4	47	30
	BE	0	0	0	100	0	0	0
	CZ	0	0	0	25	0	51	24
	EE	0	40	0	0	60	0	0
	IE	0	0	25	0	0	41	34
	ES	0	0	0	0	0	0	100
	IT	0	15	0	0	0	54	31
	LV	0	0	0	0	100	0	0
	LT	0	23	0	19	19	39	0
	LU	0	100	0	0	0	0	0
	HU	0	0	0	0	0	0	100
	MT	0	0	61	39	0	0	0
	AT	12	0	15	0	0	73	0
	PL	0	0	0	23	0	47	30
	RO	0	0	0	0	42	28	30
	SI	0	23	0	28	0	0	49
	SK	0	0	0	38	0	62	0
	FI	31	0	0	0	0	69	0



QB9c7 Quel était le montant du pot-de-vin qui a été demandé ou qui était attendu lors de votre contact avec les partis politiques ?

QB9c7 How much of a bribe was asked for or expected by your contact in political parties?

















QB9c7 Wie viel Bestechungsgeld wurde von der Person, mit der Sie bei politischen Parteien Kontakt hatten, gefordert bzw. erwartet?

		1 - 50 euros	51 - 100 euros	101 - 200 euros	Plus de 200 euros	Ne se souvient plus	Refus	NSP
		1 - 50 euros	51 - 100 euros	101 - 200 euros	More than 200 euros	Do not remember	Refusal	DK
		1 - 50 euros	51 - 100 euros	101 - 200 euros	200 + euros	Kann mich nicht erinnern	Verweigert	WN
%		EB 79.1	EB 79.1	EB 79.1	EB 79.1	EB 79.1	EB 79.1	EB 79.1
	EU 27	5	13	2	21	12	16	31
	BE	0	0	0	0	0	31	69
	CZ	0	47	0	0	0	0	53
	DE	0	0	0	0	0	0	100
	EE	0	0	0	27	0	0	73
	IE	0	0	19	12	0	47	22
	EL	0	0	0	58	0	0	42
	ES	0	0	0	47	0	0	53
	IT	0	50	0	0	50	0	0
	LV	0	0	0	0	0	0	100
	LT	0	35	31	0	0	34	0
	MT	0	0	0	100	0	0	0
	AT	0	0	0	0	0	71	29
	PL	25	0	0	37	0	38	0
	SI	0	0	0	0	0	0	100
	SK	0	0	0	0	0	0	100
	FI	0	0	0	61	39	0	0

QB9c8 Quel était le montant du pot-de-vin qui a été demandé ou qui était attendu lors de votre contact avec les fonctionnaires qui attribuent les marchés publics ?

QB9c8 How much of a bribe was asked for or expected by your contact in officials awarding public tenders?






















QB9c8 Wie viel Bestechungsgeld wurde von dem Beamten, der öffentliche Aufträge vergibt und mit dem Sie Kontakt hatten, gefordert bzw. erwartet?

		1 - 50 euros	51 - 100 euros	101 - 200 euros	Plus de 200 euros	Ne se souvient plus	Refus	NSP
		1 - 50 euros	51 - 100 euros	101 - 200 euros	More than 200 euros	Do not remember	Refusal	DK
		1 - 50 euros	51 - 100 euros	101 - 200 euros	200 + euros	Kann mich nicht erinnern	Verweigert	WN
%		EB 79.1	EB 79.1	EB 79.1	EB 79.1	EB 79.1	EB 79.1	EB 79.1
	EU 27	1	4	2	24	4	15	50
	BG	0	0	0	44	0	56	0
	CZ	0	0	0	66	0	34	0
	EE	0	0	0	0	49	0	51
	ES	0	0	0	0	0	0	100
	IT	0	0	0	0	0	0	100
	LV	0	0	0	0	0	0	100
	LT	27	0	0	0	47	26	0
	HU	0	0	0	37	0	27	36
	NL	0	0	0	0	0	0	100
	AT	0	36	0	0	12	34	18
	PL	0	0	0	100	0	0	0
	SI	0	0	0	39	0	22	39
	SK	0	0	0	0	25	60	15
	SE	0	0	100	0	0	0	0
	HR	0	0	0	25	0	54	21

QB9c9 Quel était le montant du pot-de-vin qui a été demandé ou qui était attendu lors de votre contact avec les fonctionnaires qui délivrent les permis de construire ?

QB9c9 How much of a bribe was asked for or expected by your contact in officials issuing building permits?





















QB9c9 Wie viel Bestechungsgeld wurde von dem Beamten, der Baugenehmigungen erteilt und mit dem Sie Kontakt hatten, gefordert bzw. erwartet?

		1 - 50 euros	51 - 100 euros	101 - 200 euros	Plus de 200 euros	Ne se souvient plus	Refus	NSP
		1 - 50 euros	51 - 100 euros	101 - 200 euros	More than 200 euros	Do not remember	Refusal	DK
		1 - 50 euros	51 - 100 euros	101 - 200 euros	200 + euros	Kann mich nicht erinnern	Verweigert	WN
%		EB 79.1	EB 79.1	EB 79.1	EB 79.1	EB 79.1	EB 79.1	EB 79.1
 EU 27		2	6	4	18	9	25	36
 BG		0	0	0	46	16	21	17
 CZ		14	0	26	19	16	0	25
 DE		0	0	0	0	0	0	100
 EE		0	0	0	63	0	0	37
 IE		0	0	0	0	0	0	100
 ES		0	0	0	0	0	100	0
 CY		0	0	0	0	0	0	100
 LV		0	19	20	40	0	21	0
 LT		14	16	0	27	0	43	0
 HU		0	0	0	25	0	0	75
 MT		0	0	0	0	0	0	100
 NL		0	0	0	0	100	0	0
 AT		0	17	0	0	15	58	10
 PL		0	0	0	45	0	0	55
 PT		0	0	0	0	0	100	0
 RO		0	23	0	0	0	20	57
 SI		0	0	0	36	0	0	64
 SK		0	0	0	100	0	0	0
 FI		0	0	0	0	100	0	0
 HR		0	0	0	22	20	20	38

QB9c10 Quel était le montant du pot-de-vin qui a été demandé ou qui était attendu lors de votre contact avec les fonctionnaires qui délivrent les permis d'exercer une activité professionnelle ?

QB9c10 How much of a bribe was asked for or expected by your contact in officials issuing business permits?




























QB9c10 Wie viel Bestechungsgeld wurde von dem Beamten, der Gewerbe genehmigungen erteilt und mit dem Sie Kontakt hatten, gefordert bzw. erwartet?

		1 - 50 euros	51 - 100 euros	101 - 200 euros	Plus de 200 euros	Ne se souvient plus	Refus	NSP
		1 - 50 euros	51 - 100 euros	101 - 200 euros	More than 200 euros	Do not remember	Refusal	DK
		1 - 50 euros	51 - 100 euros	101 - 200 euros	200 + euros	Kann mich nicht erinnern	Verweigert	WN
%		EB 79.1	EB 79.1	EB 79.1	EB 79.1	EB 79.1	EB 79.1	EB 79.1
 EU 27		7	0	3	13	4	37	36
 BE		0	0	0	0	0	0	100
 BG		34	0	0	28	17	21	0
 CZ		0	0	0	100	0	0	0
 DE		0	0	0	0	0	0	100
 EE		0	0	0	0	56	0	44
 IE		0	0	0	0	46	54	0
 ES		0	0	0	0	0	30	70
 CY		0	0	50	0	0	50	0
 LV		0	0	0	0	0	100	0
 LT		24	23	0	28	0	25	0
 LU		0	0	0	0	0	0	100
 HU		0	0	18	67	0	0	15
 NL		0	0	0	0	0	100	0
 AT		0	0	0	0	28	50	22
 PL		0	0	0	0	0	100	0
 RO		100	0	0	0	0	0	0
 SK		0	0	0	0	0	100	0
 SE		0	0	100	0	0	0	0
 HR		0	0	0	0	0	100	0

QB9c11 Quel était le montant du pot-de-vin qui a été demandé ou qui était attendu lors de votre contact avec le secteur de la santé ?

QB9c11 How much of a bribe was asked for or expected by your contact in the healthcare system?





















QB9c11 Wie viel Bestechungsgeld wurde von der Person aus dem Gesundheitswesen, mit der Sie Kontakt hatten, gefordert bzw. erwartet?

		1 - 50 euros	51 - 100 euros	101 - 200 euros	Plus de 200 euros	Ne se souvient plus	Refus	NSP
		1 - 50 euros	51 - 100 euros	101 - 200 euros	More than 200 euros	Do not remember	Refusal	DK
		1 - 50 euros	51 - 100 euros	101 - 200 euros	200 + euros	Kann mich nicht erinnern	Verweigert	WN
%		EB 79.1	EB 79.1	EB 79.1	EB 79.1	EB 79.1	EB 79.1	EB 79.1
	EU 27	13	5	7	11	4	27	33
	BE	34	0	9	0	0	0	57
	BG	26	14	6	19	5	20	10
	CZ	38	13	9	6	0	18	16
	DK	0	0	0	0	0	63	37
	DE	0	32	0	0	0	0	68
	EE	27	10	0	8	7	31	17
	IE	22	7	0	0	22	49	0
	EL	5	0	18	41	4	20	12
	ES	0	0	0	0	0	0	100
	FR	0	20	31	49	0	0	0
	IT	0	0	0	0	16	27	57
	CY	15	0	14	13	0	43	15
	LV	23	21	15	12	0	13	16
	LT	23	14	8	4	7	19	25
	LU	0	0	0	100	0	0	0
	HU	0	0	13	38	3	14	32
	MT	41	59	0	0	0	0	0
	NL	0	0	0	0	0	0	100
	AT	13	11	9	0	6	43	18
	PL	18	0	5	6	1	67	3
	PT	61	0	0	0	0	0	39
	RO	9	3	5	1	5	8	69
	SI	0	0	9	0	15	12	64
	SK	25	9	5	9	6	24	22
	UK	0	0	0	0	0	0	100
	HR	0	19	0	26	5	13	37

QB9c12 Quel était le montant du pot-de-vin qui a été demandé ou qui était attendu lors de votre contact avec le secteur de l'éducation ?

QB9c12 How much of a bribe was asked for or expected by your contact in the education sector?




















QB9c12 Wie viel Bestechungsgeld wurde von der Person aus dem Bildungswesen, mit der Sie Kontakt hatten, gefordert bzw. erwartet?

		1 - 50 euros	51 - 100 euros	101 - 200 euros	Plus de 200 euros	Ne se souvient plus	Refus	NSP
		1 - 50 euros	51 - 100 euros	101 - 200 euros	More than 200 euros	Do not remember	Refusal	DK
		1 - 50 euros	51 - 100 euros	101 - 200 euros	200 + euros	Kann mich nicht erinnern	Verweigert	WN
%		EB 79.1	EB 79.1	EB 79.1	EB 79.1	EB 79.1	EB 79.1	EB 79.1
	EU 27	5	1	3	5	6	39	41
	BE	64	0	0	0	0	0	36
	BG	31	0	0	0	0	69	0
	CZ	0	0	19	0	0	46	35
	DK	0	0	0	0	100	0	0
	DE	0	0	0	0	47	0	53
	IE	0	53	0	0	0	47	0
	ES	0	0	0	0	0	0	100
	IT	0	0	0	0	0	100	0
	CY	0	100	0	0	0	0	0
	LV	0	50	0	50	0	0	0
	LT	27	8	26	0	16	16	7
	HU	0	0	0	48	0	0	52
	NL	0	0	0	0	0	0	100
	AT	0	0	0	0	0	0	100
	PL	0	0	0	0	0	81	19
	RO	6	0	0	6	9	19	60
	SI	0	0	0	0	0	55	45
	SK	0	0	10	16	11	27	36
	HR	39	0	37	24	0	0	0

QB9c13 Quel était le montant du pot-de-vin qui a été demandé ou qui était attendu lors de votre contact avec les contrôleurs/ inspecteurs (santé, construction, travail, qualité alimentaire, contrôle sanitaire et l'attribution de permis) ?

QB9c13 How much of a bribe was asked for or expected by your contact in inspectors (health and safety, construction, labour, food quality, sanitary control and licensing)?



























QB9c13 Wie viel Bestechungsgeld wurde von dem Kontrolleur (Gesundheit und Sicherheit, Bauwesen, Arbeit, Lebensmittelqualität, Hygienekontrolle und Lizenzvergabe), mit dem Sie Kontakt hatten, gefordert bzw. erwartet?

		1 - 50 euros	51 - 100 euros	101 - 200 euros	Plus de 200 euros	Ne se souvient plus	Refus	NSP
		1 - 50 euros	51 - 100 euros	101 - 200 euros	More than 200 euros	Do not remember	Refusal	DK
		1 - 50 euros	51 - 100 euros	101 - 200 euros	200 + euros	Kann mich nicht erinnern	Verweigert	WN
%		EB 79.1	EB 79.1	EB 79.1	EB 79.1	EB 79.1	EB 79.1	EB 79.1
	EU 27	<b>5</b>	<b>18</b>	<b>7</b>	<b>7</b>	<b>4</b>	<b>27</b>	<b>32</b>
	BE	<b>0</b>	<b>100</b>	<b>0</b>	<b>0</b>	<b>0</b>	<b>0</b>	<b>0</b>
	BG	<b>25</b>	<b>0</b>	<b>0</b>	<b>0</b>	<b>29</b>	<b>22</b>	<b>24</b>
	CZ	<b>42</b>	<b>0</b>	<b>0</b>	<b>0</b>	<b>0</b>	<b>58</b>	<b>0</b>
	DK	<b>0</b>	<b>0</b>	<b>0</b>	<b>0</b>	<b>0</b>	<b>100</b>	<b>0</b>
	EE	<b>0</b>	<b>0</b>	<b>0</b>	<b>47</b>	<b>0</b>	<b>0</b>	<b>53</b>
	IE	<b>0</b>	<b>0</b>	<b>36</b>	<b>0</b>	<b>0</b>	<b>0</b>	<b>64</b>
	ES	<b>0</b>	<b>0</b>	<b>0</b>	<b>0</b>	<b>0</b>	<b>0</b>	<b>100</b>
	FR	<b>0</b>	<b>100</b>	<b>0</b>	<b>0</b>	<b>0</b>	<b>0</b>	<b>0</b>
	LV	<b>42</b>	<b>0</b>	<b>0</b>	<b>0</b>	<b>30</b>	<b>28</b>	<b>0</b>
	LT	<b>19</b>	<b>10</b>	<b>0</b>	<b>0</b>	<b>11</b>	<b>47</b>	<b>13</b>
	HU	<b>0</b>	<b>0</b>	<b>30</b>	<b>0</b>	<b>0</b>	<b>0</b>	<b>70</b>
	NL	<b>0</b>	<b>0</b>	<b>0</b>	<b>0</b>	<b>0</b>	<b>0</b>	<b>100</b>
	AT	<b>4</b>	<b>21</b>	<b>0</b>	<b>0</b>	<b>0</b>	<b>62</b>	<b>13</b>
	PL	<b>0</b>	<b>0</b>	<b>0</b>	<b>32</b>	<b>0</b>	<b>68</b>	<b>0</b>
	RO	<b>10</b>	<b>12</b>	<b>24</b>	<b>0</b>	<b>11</b>	<b>0</b>	<b>43</b>
	SI	<b>0</b>	<b>0</b>	<b>0</b>	<b>39</b>	<b>0</b>	<b>28</b>	<b>33</b>
	SK	<b>0</b>	<b>16</b>	<b>0</b>	<b>0</b>	<b>0</b>	<b>70</b>	<b>14</b>
	FI	<b>0</b>	<b>0</b>	<b>0</b>	<b>100</b>	<b>0</b>	<b>0</b>	<b>0</b>

QB9c14 Quel était le montant du pot-de-vin qui a été demandé ou qui était attendu lors de votre contact avec les entreprises privées ?

QB9c14 How much of a bribe was asked for or expected by your contact in private companies?

QB9c14 Wie viel Bestechungsgeld wurde von der Person aus einem Privatunternehmen, mit der Sie Kontakt hatten, gefordert bzw. erwartet?


















		1 - 50 euros	51 - 100 euros	101 - 200 euros	Plus de 200 euros	Ne se souvient plus	Refus	NSP
		1 - 50 euros	51 - 100 euros	101 - 200 euros	More than 200 euros	Do not remember	Refusal	DK
		1 - 50 euros	51 - 100 euros	101 - 200 euros	200 + euros	Kann mich nicht erinnern	Verweigert	WN
%		EB 79.1	EB 79.1	EB 79.1	EB 79.1	EB 79.1	EB 79.1	EB 79.1
 EU 27		7	4	7	22	7	28	25
 BE		0	0	18	14	14	26	28
 CZ		0	16	11	12	0	46	15
 DK		0	0	0	19	12	47	22
 DE		0	0	0	0	25	0	75
 EE		0	17	0	31	34	0	18
 IE		0	0	0	100	0	0	0
 EL		0	0	40	0	0	0	60
 ES		15	0	0	34	18	0	33
 FR		18	0	0	50	0	32	0
 IT		0	0	0	0	0	0	100
 CY		0	0	0	0	0	100	0
 LV		0	0	0	48	52	0	0
 LT		15	0	0	13	28	16	28
 HU		16	13	14	10	0	36	11
 MT		0	0	0	100	0	0	0
 NL		0	0	0	0	0	0	100
 AT		22	12	0	0	21	45	0
 PL		0	0	0	0	0	100	0
 RO		0	0	0	0	22	21	57
 SI		0	0	0	21	0	61	18
 SK		0	13	0	19	9	47	12
 FI		58	28	0	0	14	0	0
 SE		0	15	0	57	0	0	28
 UK		0	0	49	51	0	0	0
 HR		0	0	0	55	0	45	0



QB9c15 Quel était le montant du pot-de-vin qui a été demandé ou qui était attendu lors de votre contact avec les banques et institutions financières ?

QB9c15 How much of a bribe was asked for or expected by your contact in banks and financial institutions?






























QB9c15 Wie viel Bestechungsgeld wurde von der Person aus einer Bank oder einer Finanzinstitutionen, mit der Sie Kontakt hatten, gefordert bzw. erwartet?

		1 - 50 euros	51 - 100 euros	101 - 200 euros	Plus de 200 euros	Ne se souvient plus	Refus	NSP
		1 - 50 euros	51 - 100 euros	101 - 200 euros	More than 200 euros	Do not remember	Refusal	DK
		1 - 50 euros	51 - 100 euros	101 - 200 euros	200 + euros	Kann mich nicht erinnern	Verweigert	WN
%		EB 79.1	EB 79.1	EB 79.1	EB 79.1	EB 79.1	EB 79.1	EB 79.1
 EU 27		0	1	4	18	5	52	20
 BE		0	0	0	62	0	0	38
 BG		0	59	0	0	0	41	0
 DK		0	0	0	0	8	23	69
 DE		0	0	0	0	0	0	100
 EE		100	0	0	0	0	0	0
 IE		56	0	0	0	0	0	44
 ES		0	0	47	53	0	0	0
 CY		0	0	0	100	0	0	0
 HU		0	0	0	100	0	0	0
 NL		0	0	0	44	21	16	19
 AT		0	0	0	0	0	58	42
 PL		0	0	0	14	0	86	0
 RO		0	0	0	0	51	0	49
 SI		0	0	0	30	0	45	25
 SK		0	0	0	0	0	21	79
 SE		0	0	0	0	0	0	100

QB10 Si vous deviez vivre ou être témoin d'un cas de corruption, sauriez-vous à qui le signaler ?

QB10 If you were to experience or witness a case of corruption, would you know where to report it to?






























QB10 Falls Sie selbst Opfer oder Zeuge von Korruption wären, würden Sie wissen, wo Sie dies melden könnten?

		Oui	Non	NSP
		Yes	No	DK
		Ja	Nein	WN
%		EB 79.1	EB 79.1	EB 79.1
 EU 27		<b>51</b>	<b>44</b>	<b>5</b>
 BE		<b>38</b>	<b>61</b>	<b>1</b>
 BG		<b>43</b>	<b>46</b>	<b>11</b>
 CZ		<b>50</b>	<b>43</b>	<b>7</b>
 DK		<b>54</b>	<b>43</b>	<b>3</b>
 DE		<b>53</b>	<b>42</b>	<b>5</b>
 EE		<b>40</b>	<b>58</b>	<b>2</b>
 IE		<b>41</b>	<b>51</b>	<b>8</b>
 EL		<b>49</b>	<b>47</b>	<b>4</b>
 ES		<b>54</b>	<b>43</b>	<b>3</b>
 FR		<b>49</b>	<b>49</b>	<b>2</b>
 IT		<b>56</b>	<b>29</b>	<b>15</b>
 CY		<b>64</b>	<b>35</b>	<b>1</b>
 LV		<b>40</b>	<b>57</b>	<b>3</b>
 LT		<b>42</b>	<b>52</b>	<b>6</b>
 LU		<b>59</b>	<b>36</b>	<b>5</b>
 HU		<b>33</b>	<b>63</b>	<b>4</b>
 MT		<b>53</b>	<b>38</b>	<b>9</b>
 NL		<b>42</b>	<b>55</b>	<b>3</b>
 AT		<b>35</b>	<b>53</b>	<b>12</b>
 PL		<b>53</b>	<b>43</b>	<b>4</b>
 PT		<b>42</b>	<b>52</b>	<b>6</b>
 RO		<b>46</b>	<b>43</b>	<b>11</b>
 SI		<b>61</b>	<b>33</b>	<b>6</b>
 SK		<b>48</b>	<b>47</b>	<b>5</b>
 FI		<b>60</b>	<b>38</b>	<b>2</b>
 SE		<b>52</b>	<b>47</b>	<b>1</b>
 UK		<b>52</b>	<b>46</b>	<b>2</b>
 HR		<b>47</b>	<b>48</b>	<b>5</b>

QB11 Et si vous vouliez vous plaindre à propos de ce cas de corruption, à qui feriez-vous le plus confiance pour traiter cette affaire ? (ROTATION – PLUSIEURS REPONSES POSSIBLES)

QB11 And if you wanted to complain about this case of corruption, whom would you trust most to deal with it? (ROTATE – MULTIPLE ANSWERS POSSIBLE)






























QB11 Und wenn Sie sich über diesen Fall von Korruption beschweren wollten, wem würden Sie hinsichtlich des Umgangs damit am meisten vertrauen? (ROTIEREN - MEHRFACHNENNUNGEN MÖGLICH)

		La police	La Justice (cours, tribunaux ou le parquet)	Les organisations non-gouvernementales (ONG) ou autres associations
		The police	The Justice (courts, tribunals, or public prosecution services)	Non-governmental organisations (NGOs) or other associations
		Der Polizei	Der Justiz (Gerichte oder Staatsanwaltschaft)	Nichtregierungsorganisationen (NGOs) bzw. sonstigen Organisationen
%		EB 79.1	EB 79.1	EB 79.1
	EU 27	<b>57</b>	<b>27</b>	<b>7</b>
	BE	<b>56</b>	<b>32</b>	<b>8</b>
	BG	<b>36</b>	<b>7</b>	<b>6</b>
	CZ	<b>49</b>	<b>9</b>	<b>12</b>
	DK	<b>75</b>	<b>43</b>	<b>4</b>
	DE	<b>67</b>	<b>42</b>	<b>10</b>
	EE	<b>54</b>	<b>24</b>	<b>4</b>
	IE	<b>51</b>	<b>7</b>	<b>6</b>
	EL	<b>51</b>	<b>29</b>	<b>7</b>
	ES	<b>57</b>	<b>31</b>	<b>5</b>
	FR	<b>53</b>	<b>35</b>	<b>9</b>
	IT	<b>63</b>	<b>20</b>	<b>6</b>
	CY	<b>47</b>	<b>17</b>	<b>11</b>
	LV	<b>29</b>	<b>7</b>	<b>5</b>
	LT	<b>26</b>	<b>11</b>	<b>5</b>
	LU	<b>56</b>	<b>34</b>	<b>10</b>
	HU	<b>38</b>	<b>23</b>	<b>11</b>
	MT	<b>59</b>	<b>7</b>	<b>7</b>
	NL	<b>53</b>	<b>33</b>	<b>4</b>
	AT	<b>41</b>	<b>33</b>	<b>13</b>
	PL	<b>53</b>	<b>23</b>	<b>3</b>
	PT	<b>49</b>	<b>16</b>	<b>5</b>
	RO	<b>48</b>	<b>13</b>	<b>4</b>
	SI	<b>47</b>	<b>8</b>	<b>8</b>
	SK	<b>53</b>	<b>10</b>	<b>10</b>
	FI	<b>80</b>	<b>31</b>	<b>6</b>
	SE	<b>65</b>	<b>57</b>	<b>9</b>
	UK	<b>63</b>	<b>15</b>	<b>8</b>
	HR	<b>34</b>	<b>15</b>	<b>17</b>

QB11 Et si vous vouliez vous plaindre à propos de ce cas de corruption, à qui feriez-vous le plus confiance pour traiter cette affaire ? (ROTATION – PLUSIEURS REPONSES POSSIBLES)

QB11 And if you wanted to complain about this case of corruption, whom would you trust most to deal with it? (ROTATE – MULTIPLE ANSWERS POSSIBLE)






























QB11 Und wenn Sie sich über diesen Fall von Korruption beschweren wollten, wem würden Sie hinsichtlich des Umgangs damit am meisten vertrauen? (ROTIEREN - MEHRFACHNENNUNGEN MÖGLICH)

		Les médias, les journaux, les journalistes	Le médiateur national (INSERER NOM DU MEDIEATEUR NATIONAL)	Un représentant politique (membre du Parlement, du conseil municipal)
		Media, newspapers, journalists	National Ombudsman (INSERT NAME OF NATIONAL OMBUDSMAN)	A political representative (Member of the Parliament, of the local council)
		Medien, Zeitungen, Journalisten	Dem nationalen Bürgerbeauftragten (NAME DES NAT. BÜRGERBEAUFTRAGTEN EINSETZEN)	Einem politischen Vertreter (Abgeordneter des Parlaments, Gemeinde- bzw. Stadtrats)
%		EB 79.1	EB 79.1	EB 79.1
	EU 27	<b>17</b>	<b>12</b>	<b>3</b>
	BE	<b>17</b>	<b>21</b>	<b>6</b>
	BG	<b>29</b>	<b>10</b>	<b>1</b>
	CZ	<b>26</b>	<b>26</b>	<b>2</b>
	DK	<b>35</b>	<b>24</b>	<b>9</b>
	DE	<b>21</b>	<b>0</b>	<b>4</b>
	EE	<b>18</b>	<b>12</b>	<b>3</b>
	IE	<b>13</b>	<b>34</b>	<b>4</b>
	EL	<b>16</b>	<b>22</b>	<b>0</b>
	ES	<b>13</b>	<b>11</b>	<b>1</b>
	FR	<b>19</b>	<b>10</b>	<b>3</b>
	IT	<b>12</b>	<b>1</b>	<b>1</b>
	CY	<b>29</b>	<b>34</b>	<b>8</b>
	LV	<b>23</b>	<b>14</b>	<b>2</b>
	LT	<b>28</b>	<b>2</b>	<b>1</b>
	LU	<b>23</b>	<b>25</b>	<b>6</b>
	HU	<b>15</b>	<b>21</b>	<b>3</b>
	MT	<b>7</b>	<b>10</b>	<b>4</b>
	NL	<b>20</b>	<b>48</b>	<b>8</b>
	AT	<b>22</b>	<b>29</b>	<b>5</b>
	PL	<b>19</b>	<b>14</b>	<b>1</b>
	PT	<b>8</b>	<b>7</b>	<b>1</b>
	RO	<b>19</b>	<b>6</b>	<b>2</b>
	SI	<b>25</b>	<b>25</b>	<b>1</b>
	SK	<b>27</b>	<b>16</b>	<b>4</b>
	FI	<b>13</b>	<b>21</b>	<b>3</b>
	SE	<b>28</b>	<b>21</b>	<b>5</b>
	UK	<b>9</b>	<b>22</b>	<b>9</b>
	HR	<b>32</b>	<b>8</b>	<b>1</b>

QB11 Et si vous vouliez vous plaindre à propos de ce cas de corruption, à qui feriez-vous le plus confiance pour traiter cette affaire ? (ROTATION – PLUSIEURS REPONSES POSSIBLES)

QB11 And if you wanted to complain about this case of corruption, whom would you trust most to deal with it? (ROTATE – MULTIPLE ANSWERS POSSIBLE)






























QB11 Und wenn Sie sich über diesen Fall von Korruption beschweren wollten, wem würden Sie hinsichtlich des Umgangs damit am meisten vertrauen? (ROTIEREN - MEHRFACHNENNUNGEN MÖGLICH)

		Une agence anti-corruption spécialisée (INSERER NOM INSTITUTION NATIONALE) Specialised anti-corruption agency (INSERT NAME OF NATIONAL INSTITUTION) Auf Korruptionsbekämpfung spezialisierte Behörde (NAME DER NATIONALEN INSTITUTION EINSETZEN)	Les syndicats Trade Unions Den Gewerkschaften	Les institutions de l'UE EU Institutions Institutionen der EU
%		EB 79.1	EB 79.1	EB 79.1
	EU 27	9	6	4
	BE	0	17	6
	BG	22	3	5
	CZ	0	3	3
	DK	0	21	7
	DE	0	7	3
	EE	0	5	7
	IE	0	5	4
	EL	0	2	5
	ES	9	4	3
	FR	22	10	3
	IT	15	3	2
	CY	0	3	8
	LV	32	4	8
	LT	29	2	3
	LU	0	15	8
	HU	0	2	6
	MT	0	2	6
	NL	0	14	4
	AT	27	12	3
	PL	16	2	5
	PT	8	1	1
	RO	28	1	6
	SI	46	2	10
	SK	0	2	5
	FI	0	10	5
	SE	0	9	5
	UK	0	8	2
	HR	0	3	9

QB11 Et si vous vouliez vous plaindre à propos de ce cas de corruption, à qui feriez-vous le plus confiance pour traiter cette affaire ? (ROTATION – PLUSIEURS REPONSES POSSIBLES)

QB11 And if you wanted to complain about this case of corruption, whom would you trust most to deal with it? (ROTATE – MULTIPLE ANSWERS POSSIBLE)






























QB11 Und wenn Sie sich über diesen Fall von Korruption beschweren wollten, wem würden Sie hinsichtlich des Umgangs damit am meisten vertrauen? (ROTIEREN - MEHRFACHNENNUNGEN MÖGLICH)

		Autre (SPONTANE)	Aucun (SPONTANE)	NSP
		Other (SPONTANEOUS)	None (SPONTANEOUS)	DK
		Andere (SPONTAN)	Nichts davon (SPONTAN)	WN
%		EB 79.1	EB 79.1	EB 79.1
	EU 27	2	6	6
	BE	3	7	1
	BG	1	9	17
	CZ	1	9	6
	DK	1	1	2
	DE	2	4	4
	EE	2	11	7
	IE	2	9	6
	EL	1	12	6
	ES	2	7	4
	FR	2	5	4
	IT	3	7	7
	CY	2	15	2
	LV	1	16	7
	LT	4	13	10
	LU	2	4	2
	HU	2	12	10
	MT	2	5	17
	NL	2	2	3
	AT	2	7	8
	PL	2	4	11
	PT	1	10	16
	RO	1	11	12
	SI	3	7	2
	SK	1	8	7
	FI	2	3	2
	SE	1	1	2
	UK	3	4	5
	HR	2	13	6

QB12 Au cours des 12 derniers mois, avez-vous vécu ou été témoin d'un cas de corruption ? (PLUSIEURS REPONSES POSSIBLES)

QB12 In the last 12 months, have you experienced or witnessed any case of corruption? (MULTIPLE ANSWERS POSSIBLE)






























QB12 Waren Sie in den letzten 12 Monaten Opfer oder Zeuge irgendeines Falls von Korruption? (MEHRFACHNENNUNGEN MÖGLICH)

		Oui, été victime	Oui, été témoin	Non	Refus (SPONTANE)	NSP	Total 'Oui'
		Yes, experienced	Yes, witnessed	No	Refusal (SPONTANEOUS)	DK	Total 'Yes'
		Ja, Opfer	Ja, Zeuge	Nein	Verweigert (SPONTAN)	WN	Gesamt 'Ja'
%		EB 79.1	EB 79.1	EB 79.1	EB 79.1	EB 79.1	EB 79.1
 EU 27		5	3	90	1	1	8
 BE		4	4	93	0	0	7
 BG		10	4	84	1	2	13
 CZ		10	5	83	3	1	13
 DK		2	4	95	0	0	5
 DE		2	2	96	1	1	3
 EE		5	2	91	1	1	7
 IE		4	3	91	1	1	7
 EL		9	5	84	3	0	13
 ES		3	5	91	1	0	8
 FR		3	4	94	0	0	6
 IT		3	4	90	3	1	6
 CY		7	5	88	1	0	12
 LV		6	4	90	1	1	8
 LT		22	6	73	1	1	25
 LU		3	4	94	0	1	6
 HU		13	2	80	4	2	14
 MT		3	2	93	1	1	4
 NL		5	3	92	0	0	7
 AT		5	7	84	6	1	9
 PL		13	3	83	1	1	16
 PT		2	3	94	1	0	5
 RO		13	2	79	5	1	14
 SI		5	5	90	2	0	8
 SK		16	7	74	4	1	21
 FI		2	2	96	1	0	3
 SE		2	3	95	0	0	5
 UK		0	4	94	0	2	4
 HR		7	4	87	1	0	11

QB13 L'avez-vous ou non signalé à quelqu'un ?

QB13 Did you report it to anyone or not?

QB13 Haben Sie diesen Fall gemeldet?






























		Oui	Non	Refus (SPONTANE)	NSP
		Yes	No	Refusal (SPONTANEOUS)	DK
		Ja	Nein	Verweigert (SPONTAN)	WN
%		EB 79.1	EB 79.1	EB 79.1	EB 79.1
 EU 27		12	74	6	8
 BE		21	63	1	15
 BG		4	88	7	1
 CZ		10	60	29	1
 DK		8	77	15	0
 DE		18	62	15	5
 EE		9	90	1	0
 IE		14	80	4	2
 EL		4	95	1	0
 ES		24	69	6	1
 FR		19	79	0	2
 IT		15	75	10	0
 CY		13	87	0	0
 LV		8	92	0	0
 LT		2	60	38	0
 LU		17	76	2	5
 HU		4	68	3	25
 MT		18	71	3	8
 NL		36	54	0	10
 AT		14	58	18	10
 PL		1	98	1	0
 PT		8	75	17	0
 RO		3	40	4	53
 SI		6	88	4	2
 SK		1	96	3	0
 FI		31	52	17	0
 SE		28	72	0	0
 UK		20	74	0	6
 HR		3	77	5	15



QB14 Je vais vous lire une série de raisons qui pourraient pousser quelqu'un à décider de ne pas signaler un cas de corruption. Pourriez-vous me dire lesquelles sont, pour vous, les plus importantes ? (ROTATION – MAX. 3 REponses)

QB14 I am going to read out some possible reasons why people may decide not to report a case of corruption. Please tell me those which you think are the most important? (ROTATE – MAX. 3 ANSWERS)






























QB14 Ich werde Ihnen jetzt einige Gründe vorlesen, die jemanden möglicherweise dazu bewegen, Korruption nicht zu melden. Bitte sagen Sie mir, welche Gründe Sie für die wichtigsten halten. (ROTIEREN - MAX. 3 ANTWORTEN)

		Ne pas savoir à qui le signaler Do not know where to report it to Nicht zu wissen, wo oder wem man den Fall melden soll	C'est difficile à prouver Difficult to prove anything Der Fall ist schwierig zu beweisen
%		EB 79.1	EB 79.1
 EU 27		<b>21</b>	<b>47</b>
 BE		<b>26</b>	<b>54</b>
 BG		<b>30</b>	<b>47</b>
 CZ		<b>11</b>	<b>53</b>
 DK		<b>26</b>	<b>58</b>
 DE		<b>18</b>	<b>54</b>
 EE		<b>20</b>	<b>52</b>
 IE		<b>23</b>	<b>41</b>
 EL		<b>13</b>	<b>40</b>
 ES		<b>21</b>	<b>42</b>
 FR		<b>26</b>	<b>59</b>
 IT		<b>12</b>	<b>35</b>
 CY		<b>12</b>	<b>46</b>
 LV		<b>15</b>	<b>40</b>
 LT		<b>17</b>	<b>42</b>
 LU		<b>21</b>	<b>59</b>
 HU		<b>22</b>	<b>52</b>
 MT		<b>15</b>	<b>35</b>
 NL		<b>29</b>	<b>47</b>
 AT		<b>27</b>	<b>53</b>
 PL		<b>12</b>	<b>37</b>
 PT		<b>21</b>	<b>38</b>
 RO		<b>25</b>	<b>41</b>
 SI		<b>16</b>	<b>49</b>
 SK		<b>14</b>	<b>45</b>
 FI		<b>21</b>	<b>63</b>
 SE		<b>33</b>	<b>62</b>
 UK		<b>28</b>	<b>50</b>
 HR		<b>13</b>	<b>45</b>

QB14 Je vais vous lire une série de raisons qui pourraient pousser quelqu'un à décider de ne pas signaler un cas de corruption. Pourriez-vous me dire lesquelles sont, pour vous, les plus importantes ? (ROTATION – MAX. 3 REponses)

QB14 I am going to read out some possible reasons why people may decide not to report a case of corruption. Please tell me those which you think are the most important? (ROTATE – MAX. 3 ANSWERS)






























QB14 Ich werde Ihnen jetzt einige Gründe vorlesen, die jemanden möglicherweise dazu bewegen, Korruption nicht zu melden. Bitte sagen Sie mir, welche Gründe Sie für die wichtigsten halten. (ROTIEREN - MAX. 3 ANTWORTEN)

		Le signaler serait inutile car ceux qui en sont les auteurs ne seraient pas punis  Reporting it would be pointless because those responsible will not be punished  Den Fall zu melden ist zwecklos, weil die Verantwortlichen werden nicht bestraft werden	Ceux qui signalent ce genre de cas se mettent en difficulté vis-à-vis de la police ou d'autres autorités  Those who report cases get into trouble with the police or other authorities  Diejenigen, die Korruption melden, geraten in Schwierigkeiten mit der Polizei oder anderen Behörden
%		EB 79.1	EB 79.1
	EU 27	<b>33</b>	<b>20</b>
	BE	<b>29</b>	<b>21</b>
	BG	<b>36</b>	<b>31</b>
	CZ	<b>44</b>	<b>39</b>
	DK	<b>27</b>	<b>11</b>
	DE	<b>27</b>	<b>20</b>
	EE	<b>34</b>	<b>25</b>
	IE	<b>37</b>	<b>16</b>
	EL	<b>50</b>	<b>23</b>
	ES	<b>46</b>	<b>22</b>
	FR	<b>25</b>	<b>15</b>
	IT	<b>38</b>	<b>21</b>
	CY	<b>58</b>	<b>29</b>
	LV	<b>41</b>	<b>21</b>
	LT	<b>43</b>	<b>30</b>
	LU	<b>27</b>	<b>25</b>
	HU	<b>38</b>	<b>19</b>
	MT	<b>20</b>	<b>26</b>
	NL	<b>31</b>	<b>23</b>
	AT	<b>38</b>	<b>21</b>
	PL	<b>28</b>	<b>22</b>
	PT	<b>33</b>	<b>18</b>
	RO	<b>32</b>	<b>22</b>
	SI	<b>50</b>	<b>24</b>
	SK	<b>39</b>	<b>36</b>
	FI	<b>30</b>	<b>13</b>
	SE	<b>27</b>	<b>9</b>
	UK	<b>34</b>	<b>13</b>
	HR	<b>38</b>	<b>22</b>

QB14 Je vais vous lire une série de raisons qui pourraient pousser quelqu'un à décider de ne pas signaler un cas de corruption. Pourriez-vous me dire lesquelles sont, pour vous, les plus importantes ? (ROTATION – MAX. 3 REponses)

QB14 I am going to read out some possible reasons why people may decide not to report a case of corruption. Please tell me those which you think are the most important? (ROTATE – MAX. 3 ANSWERS)






























QB14 Ich werde Ihnen jetzt einige Gründe vorlesen, die jemanden möglicherweise dazu bewegen, Korruption nicht zu melden. Bitte sagen Sie mir, welche Gründe Sie für die wichtigsten halten. (ROTIEREN - MAX. 3 ANTWORTEN)

		Tout le monde connaît ce genre de cas et personne ne les signale Everyone knows about these cases and no one reports them Jeder kennt diese Fälle und keiner meldet sie	Cela ne vaut pas la peine de signaler ce genre de cas It is not worth the effort of reporting it Es ist den Aufwand nicht wert, den Fall zu melden
%		EB 79.1	EB 79.1
	EU 27	<b>20</b>	<b>16</b>
	BE	<b>17</b>	<b>19</b>
	BG	<b>22</b>	<b>19</b>
	CZ	<b>22</b>	<b>15</b>
	DK	<b>12</b>	<b>19</b>
	DE	<b>14</b>	<b>14</b>
	EE	<b>17</b>	<b>21</b>
	IE	<b>19</b>	<b>23</b>
	EL	<b>31</b>	<b>16</b>
	ES	<b>18</b>	<b>23</b>
	FR	<b>19</b>	<b>6</b>
	IT	<b>29</b>	<b>8</b>
	CY	<b>29</b>	<b>23</b>
	LV	<b>21</b>	<b>27</b>
	LT	<b>22</b>	<b>17</b>
	LU	<b>21</b>	<b>9</b>
	HU	<b>27</b>	<b>20</b>
	MT	<b>19</b>	<b>14</b>
	NL	<b>11</b>	<b>15</b>
	AT	<b>28</b>	<b>25</b>
	PL	<b>24</b>	<b>19</b>
	PT	<b>18</b>	<b>25</b>
	RO	<b>29</b>	<b>13</b>
	SI	<b>23</b>	<b>25</b>
	SK	<b>32</b>	<b>17</b>
	FI	<b>14</b>	<b>26</b>
	SE	<b>17</b>	<b>24</b>
	UK	<b>12</b>	<b>22</b>
	HR	<b>30</b>	<b>26</b>

QB14 Je vais vous lire une série de raisons qui pourraient pousser quelqu'un à décider de ne pas signaler un cas de corruption. Pourriez-vous me dire lesquelles sont, pour vous, les plus importantes ? (ROTATION – MAX. 3 REponses)

QB14 I am going to read out some possible reasons why people may decide not to report a case of corruption. Please tell me those which you think are the most important? (ROTATE – MAX. 3 ANSWERS)






























QB14 Ich werde Ihnen jetzt einige Gründe vorlesen, die jemanden möglicherweise dazu bewegen, Korruption nicht zu melden. Bitte sagen Sie mir, welche Gründe Sie für die wichtigsten halten. (ROTIEREN - MAX. 3 ANTWORTEN)

		Il n'y a pas de protection pour ceux qui signalent les cas de corruption There is no protection for those who report corruption Für diejenigen, die Korruptionsfälle melden, gibt es keinerlei Schutz	Les gens ne veulent trahir personne No one wants to betray anyone Keiner will andere verraten
%		EB 79.1	EB 79.1
	EU 27	<b>31</b>	<b>16</b>
	BE	<b>29</b>	<b>22</b>
	BG	<b>41</b>	<b>5</b>
	CZ	<b>30</b>	<b>12</b>
	DK	<b>24</b>	<b>33</b>
	DE	<b>26</b>	<b>21</b>
	EE	<b>24</b>	<b>25</b>
	IE	<b>31</b>	<b>16</b>
	EL	<b>30</b>	<b>11</b>
	ES	<b>25</b>	<b>7</b>
	FR	<b>32</b>	<b>25</b>
	IT	<b>40</b>	<b>6</b>
	CY	<b>49</b>	<b>14</b>
	LV	<b>28</b>	<b>18</b>
	LT	<b>33</b>	<b>17</b>
	LU	<b>28</b>	<b>17</b>
	HU	<b>29</b>	<b>17</b>
	MT	<b>41</b>	<b>9</b>
	NL	<b>41</b>	<b>22</b>
	AT	<b>21</b>	<b>27</b>
	PL	<b>24</b>	<b>25</b>
	PT	<b>30</b>	<b>9</b>
	RO	<b>35</b>	<b>12</b>
	SI	<b>40</b>	<b>12</b>
	SK	<b>35</b>	<b>14</b>
	FI	<b>15</b>	<b>18</b>
	SE	<b>29</b>	<b>23</b>
	UK	<b>34</b>	<b>14</b>
	HR	<b>43</b>	<b>15</b>

QB14 Je vais vous lire une série de raisons qui pourraient pousser quelqu'un à décider de ne pas signaler un cas de corruption. Pourriez-vous me dire lesquelles sont, pour vous, les plus importantes ? (ROTATION – MAX. 3 REponses)

QB14 I am going to read out some possible reasons why people may decide not to report a case of corruption. Please tell me those which you think are the most important? (ROTATE – MAX. 3 ANSWERS)

QB14 Ich werde Ihnen jetzt einige Gründe vorlesen, die jemanden möglicherweise dazu bewegen, Korruption nicht zu melden. Bitte sagen Sie mir, welche Gründe Sie für die wichtigsten halten. (ROTIEREN - MAX. 3 ANTWORTEN)

		Autre (SPONTANE)	Aucun (SPONTANE)	NSP
		Other (SPONTANEOUS)	None (SPONTANEOUS)	DK
		Sonstiges (SPONTAN)	Nichts davon (SPONTAN)	WN
%		EB 79.1	EB 79.1	EB 79.1
	EU 27	2	3	4
	BE	3	2	1
	BG	1	0	5
	CZ	0	1	2
	DK	2	4	3
	DE	1	7	4
	EE	1	1	3
	IE	2	3	4
	EL	1	2	2
	ES	3	1	2
	FR	1	3	3
	IT	1	4	5
	CY	1	1	0
	LV	0	1	2
	LT	3	1	2
	LU	2	3	3
	HU	1	1	2
	MT	2	0	8
	NL	2	3	1
	AT	3	2	1
	PL	2	0	5
	PT	1	3	5
	RO	0	1	5
	SI	2	0	1
	SK	0	1	1
	FI	4	3	2
	SE	2	3	2
	UK	3	2	5
	HR	1	1	1

QB15.1 Pourriez-vous me dire si vous êtes d'accord ou pas d'accord avec chacune des affirmations suivantes ?






























La corruption existe dans les institutions publiques locales ou régionales en (NOTRE PAYS)

QB15.1 Please tell me whether you agree or disagree with each of the following?

There is corruption in the local or regional public institutions in (OUR COUNTRY)

QB15.1 Sagen Sie mir bitte für jede der folgenden Aussagen, ob Sie ihr zustimmen oder nicht zustimmen.

Es gibt Korruption in lokalen bzw. regionalen öffentlichen Institutionen in (UNSEREM LAND)

		Tout à fait d'accord	Plutôt d'accord	Plutôt pas d'accord	Pas du tout d'accord
		Totally agree	Tend to agree	Tend to disagree	Totally disagree
		Stimme voll und ganz zu	Stimme eher zu	Stimme eher nicht zu	Stimme überhaupt nicht zu
%		EB 79.1	EB 79.1	EB 79.1	EB 79.1
 EU 27		<b>31</b>	<b>46</b>	<b>12</b>	<b>3</b>
 BE		<b>18</b>	<b>55</b>	<b>18</b>	<b>4</b>
 BG		<b>33</b>	<b>46</b>	<b>5</b>	<b>2</b>
 CZ		<b>40</b>	<b>49</b>	<b>5</b>	<b>0</b>
 DK		<b>8</b>	<b>29</b>	<b>26</b>	<b>33</b>
 DE		<b>19</b>	<b>50</b>	<b>19</b>	<b>2</b>
 EE		<b>18</b>	<b>50</b>	<b>14</b>	<b>5</b>
 IE		<b>30</b>	<b>46</b>	<b>11</b>	<b>3</b>
 EL		<b>55</b>	<b>40</b>	<b>2</b>	<b>1</b>
 ES		<b>62</b>	<b>29</b>	<b>3</b>	<b>1</b>
 FR		<b>25</b>	<b>50</b>	<b>14</b>	<b>2</b>
 IT		<b>50</b>	<b>42</b>	<b>4</b>	<b>0</b>
 CY		<b>49</b>	<b>35</b>	<b>6</b>	<b>2</b>
 LV		<b>26</b>	<b>50</b>	<b>9</b>	<b>1</b>
 LT		<b>46</b>	<b>40</b>	<b>4</b>	<b>1</b>
 LU		<b>16</b>	<b>42</b>	<b>23</b>	<b>7</b>
 HU		<b>27</b>	<b>47</b>	<b>13</b>	<b>2</b>
 MT		<b>19</b>	<b>43</b>	<b>7</b>	<b>8</b>
 NL		<b>15</b>	<b>43</b>	<b>26</b>	<b>7</b>
 AT		<b>22</b>	<b>50</b>	<b>18</b>	<b>3</b>
 PL		<b>21</b>	<b>54</b>	<b>11</b>	<b>2</b>
 PT		<b>33</b>	<b>49</b>	<b>5</b>	<b>1</b>
 RO		<b>44</b>	<b>39</b>	<b>4</b>	<b>2</b>
 SI		<b>51</b>	<b>36</b>	<b>6</b>	<b>1</b>
 SK		<b>33</b>	<b>48</b>	<b>11</b>	<b>1</b>
 FI		<b>9</b>	<b>36</b>	<b>32</b>	<b>17</b>
 SE		<b>24</b>	<b>45</b>	<b>16</b>	<b>9</b>
 UK		<b>17</b>	<b>49</b>	<b>17</b>	<b>5</b>
 HR		<b>53</b>	<b>38</b>	<b>3</b>	<b>0</b>

QB15.1 Pourriez-vous me dire si vous êtes d'accord ou pas d'accord avec chacune des affirmations suivantes ?






























La corruption existe dans les institutions publiques locales ou régionales en (NOTRE PAYS)

QB15.1 Please tell me whether you agree or disagree with each of the following?

There is corruption in the local or regional public institutions in (OUR COUNTRY)

QB15.1 Sagen Sie mir bitte für jede der folgenden Aussagen, ob Sie ihr zustimmen oder nicht zustimmen.

Es gibt Korruption in lokalen bzw. regionalen öffentlichen Institutionen in (UNSEREM LAND)

		NSP	Total 'D'accord'	Total 'Pas d'accord'
		DK	Total 'Agree'	Total 'Disagree'
		WN	Gesamt 'Stimme zu'	Gesamt 'Stimme nicht zu'
%		EB	EB	EB
		79.1	79.1	79.1
	EU 27	<b>8</b>	<b>77</b>	<b>15</b>
	BE	<b>5</b>	<b>73</b>	<b>22</b>
	BG	<b>14</b>	<b>79</b>	<b>7</b>
	CZ	<b>6</b>	<b>89</b>	<b>5</b>
	DK	<b>4</b>	<b>37</b>	<b>59</b>
	DE	<b>10</b>	<b>69</b>	<b>21</b>
	EE	<b>13</b>	<b>68</b>	<b>19</b>
	IE	<b>10</b>	<b>76</b>	<b>14</b>
	EL	<b>2</b>	<b>95</b>	<b>3</b>
	ES	<b>5</b>	<b>91</b>	<b>4</b>
	FR	<b>9</b>	<b>75</b>	<b>16</b>
	IT	<b>4</b>	<b>92</b>	<b>4</b>
	CY	<b>8</b>	<b>84</b>	<b>8</b>
	LV	<b>14</b>	<b>76</b>	<b>10</b>
	LT	<b>9</b>	<b>86</b>	<b>5</b>
	LU	<b>12</b>	<b>58</b>	<b>30</b>
	HU	<b>11</b>	<b>74</b>	<b>15</b>
	MT	<b>23</b>	<b>62</b>	<b>15</b>
	NL	<b>9</b>	<b>58</b>	<b>33</b>
	AT	<b>7</b>	<b>72</b>	<b>21</b>
	PL	<b>12</b>	<b>75</b>	<b>13</b>
	PT	<b>12</b>	<b>82</b>	<b>6</b>
	RO	<b>11</b>	<b>83</b>	<b>6</b>
	SI	<b>6</b>	<b>87</b>	<b>7</b>
	SK	<b>7</b>	<b>81</b>	<b>12</b>
	FI	<b>6</b>	<b>45</b>	<b>49</b>
	SE	<b>6</b>	<b>69</b>	<b>25</b>
	UK	<b>12</b>	<b>66</b>	<b>22</b>
	HR	<b>6</b>	<b>91</b>	<b>3</b>

QB15.2 Pourriez-vous me dire si vous êtes d'accord ou pas d'accord avec chacune des affirmations suivantes ?






























La corruption existe au niveau des institutions publiques nationales en (NOTRE PAYS)

QB15.2 Please tell me whether you agree or disagree with each of the following?

There is corruption in the national public institutions in (OUR COUNTRY)

QB15.2 Sagen Sie mir bitte für jede der folgenden Aussagen, ob Sie ihr zustimmen oder nicht zustimmen.

Es gibt Korruption in nationalen öffentlichen Institutionen in (UNSEREM LAND)

		Tout à fait d'accord		Plutôt d'accord		Plutôt pas d'accord		Pas du tout d'accord	
		Totally agree		Tend to agree		Tend to disagree		Totally disagree	
		Stimme voll und ganz zu		Stimme eher zu		Stimme eher nicht zu		Stimme überhaupt nicht zu	
%		EB 79.1	Diff. EB 76.1	EB 79.1	Diff. EB 76.1	EB 79.1	Diff. EB 76.1	EB 79.1	Diff. EB 76.1
	EU 27	<b>35</b>	-5	<b>45</b>	6	<b>10</b>	-1	<b>2</b>	-1
	BE	<b>19</b>	-8	<b>55</b>	7	<b>17</b>	-2	<b>3</b>	1
	BG	<b>39</b>	-15	<b>43</b>	8	<b>3</b>	0	<b>1</b>	0
	CZ	<b>54</b>	-11	<b>40</b>	10	<b>2</b>	0	<b>0</b>	-1
	DK	<b>8</b>	3	<b>30</b>	10	<b>27</b>	0	<b>31</b>	-13
	DE	<b>22</b>	-2	<b>52</b>	6	<b>15</b>	-2	<b>1</b>	-2
	EE	<b>21</b>	-8	<b>53</b>	6	<b>13</b>	-1	<b>2</b>	-1
	IE	<b>30</b>	-16	<b>46</b>	8	<b>11</b>	7	<b>3</b>	1
	EL	<b>61</b>	-10	<b>36</b>	8	<b>1</b>	0	<b>0</b>	0
	ES	<b>68</b>	5	<b>27</b>	-3	<b>2</b>	1	<b>0</b>	-1
	FR	<b>26</b>	-8	<b>50</b>	4	<b>12</b>	1	<b>2</b>	0
	IT	<b>56</b>	-1	<b>37</b>	-1	<b>3</b>	1	<b>1</b>	0
	CY	<b>55</b>	-6	<b>33</b>	3	<b>3</b>	1	<b>1</b>	0
	LV	<b>31</b>	-14	<b>50</b>	5	<b>5</b>	0	<b>1</b>	0
	LT	<b>41</b>	-18	<b>43</b>	8	<b>3</b>	1	<b>1</b>	1
	LU	<b>16</b>	6	<b>45</b>	8	<b>21</b>	-4	<b>6</b>	-3
	HU	<b>28</b>	-24	<b>44</b>	10	<b>12</b>	5	<b>3</b>	2
	MT	<b>23</b>	-9	<b>46</b>	-2	<b>5</b>	-1	<b>4</b>	3
	NL	<b>13</b>	2	<b>44</b>	16	<b>27</b>	-9	<b>7</b>	-11
	AT	<b>27</b>	-17	<b>46</b>	5	<b>16</b>	9	<b>3</b>	1
	PL	<b>26</b>	1	<b>52</b>	4	<b>9</b>	-3	<b>1</b>	0
	PT	<b>37</b>	-14	<b>49</b>	9	<b>4</b>	-2	<b>1</b>	1
	RO	<b>42</b>	-21	<b>40</b>	14	<b>5</b>	0	<b>1</b>	1
	SI	<b>60</b>	-13	<b>31</b>	7	<b>4</b>	3	<b>0</b>	0
	SK	<b>37</b>	-13	<b>49</b>	7	<b>7</b>	4	<b>0</b>	0
	FI	<b>10</b>	1	<b>41</b>	0	<b>31</b>	-4	<b>12</b>	-1
	SE	<b>21</b>	3	<b>46</b>	0	<b>18</b>	-2	<b>9</b>	-1
	UK	<b>21</b>	-11	<b>51</b>	10	<b>13</b>	-3	<b>4</b>	2
	HR	<b>55</b>		<b>38</b>		<b>2</b>		<b>0</b>	



QB15.2 Pourriez-vous me dire si vous êtes d'accord ou pas d'accord avec chacune des affirmations suivantes ?






























La corruption existe au niveau des institutions publiques nationales en (NOTRE PAYS)

QB15.2 Please tell me whether you agree or disagree with each of the following?

There is corruption in the national public institutions in (OUR COUNTRY)

QB15.2 Sagen Sie mir bitte für jede der folgenden Aussagen, ob Sie ihr zustimmen oder nicht zustimmen.

Es gibt Korruption in nationalen öffentlichen Institutionen in (UNSEREM LAND)

		NSP		Total 'D'accord'		Total 'Pas d'accord'	
		DK		Total 'Agree'		Total 'Disagree'	
		WN		Gesamt 'Stimme zu'		Gesamt 'Stimme nicht zu'	
%		EB 79.1	Diff. EB 76.1	EB 79.1	Diff. EB 76.1	EB 79.1	Diff. EB 76.1
	EU 27	<b>8</b>	1	<b>80</b>	1	<b>12</b>	-2
	BE	<b>6</b>	2	<b>74</b>	-1	<b>20</b>	-1
	BG	<b>14</b>	7	<b>82</b>	-7	<b>4</b>	0
	CZ	<b>4</b>	2	<b>94</b>	-1	<b>2</b>	-1
	DK	<b>4</b>	0	<b>38</b>	13	<b>58</b>	-13
	DE	<b>10</b>	0	<b>74</b>	4	<b>16</b>	-4
	EE	<b>11</b>	4	<b>74</b>	-2	<b>15</b>	-2
	IE	<b>10</b>	0	<b>76</b>	-8	<b>14</b>	8
	EL	<b>2</b>	2	<b>97</b>	-2	<b>1</b>	0
	ES	<b>3</b>	-2	<b>95</b>	2	<b>2</b>	0
	FR	<b>10</b>	3	<b>76</b>	-4	<b>14</b>	1
	IT	<b>3</b>	1	<b>93</b>	-2	<b>4</b>	1
	CY	<b>8</b>	2	<b>88</b>	-3	<b>4</b>	1
	LV	<b>13</b>	9	<b>81</b>	-9	<b>6</b>	0
	LT	<b>12</b>	8	<b>84</b>	-10	<b>4</b>	2
	LU	<b>12</b>	-7	<b>61</b>	14	<b>27</b>	-7
	HU	<b>13</b>	7	<b>72</b>	-14	<b>15</b>	7
	MT	<b>22</b>	9	<b>69</b>	-11	<b>9</b>	2
	NL	<b>9</b>	2	<b>57</b>	18	<b>34</b>	-20
	AT	<b>8</b>	2	<b>73</b>	-12	<b>19</b>	10
	PL	<b>12</b>	-2	<b>78</b>	5	<b>10</b>	-3
	PT	<b>9</b>	6	<b>86</b>	-5	<b>5</b>	-1
	RO	<b>12</b>	6	<b>82</b>	-7	<b>6</b>	1
	SI	<b>5</b>	3	<b>91</b>	-6	<b>4</b>	3
	SK	<b>7</b>	2	<b>86</b>	-6	<b>7</b>	4
	FI	<b>6</b>	4	<b>51</b>	1	<b>43</b>	-5
	SE	<b>6</b>	0	<b>67</b>	3	<b>27</b>	-3
	UK	<b>11</b>	2	<b>72</b>	-1	<b>17</b>	-1
	HR	<b>5</b>		<b>93</b>		<b>2</b>	

QB15.3 Pourriez-vous me dire si vous êtes d'accord ou pas d'accord avec chacune des affirmations suivantes ?






























La corruption existe au sein des institutions de l'UE

QB15.3 Please tell me whether you agree or disagree with each of the following?

There is corruption within the institutions of the EU

QB15.3 Sagen Sie mir bitte für jede der folgenden Aussagen, ob Sie ihr zustimmen oder nicht zustimmen.

Es gibt Korruption in den Institutionen der EU

		Tout à fait d'accord		Plutôt d'accord		Plutôt pas d'accord		Pas du tout d'accord	
		Totally agree		Tend to agree		Tend to disagree		Totally disagree	
		Stimme voll und ganz zu		Stimme eher zu		Stimme eher nicht zu		Stimme überhaupt nicht zu	
%		EB 79.1	Diff. EB 76.1	EB 79.1	Diff. EB 76.1	EB 79.1	Diff. EB 76.1	EB 79.1	Diff. EB 76.1
	EU 27	<b>30</b>	-4	<b>40</b>	1	<b>10</b>	0	<b>2</b>	1
	BE	<b>22</b>	-5	<b>49</b>	-1	<b>18</b>	4	<b>3</b>	1
	BG	<b>11</b>	-15	<b>30</b>	-1	<b>14</b>	3	<b>5</b>	3
	CZ	<b>30</b>	-4	<b>39</b>	-3	<b>11</b>	2	<b>1</b>	0
	DK	<b>24</b>	6	<b>45</b>	-2	<b>16</b>	-5	<b>7</b>	-2
	DE	<b>35</b>	-2	<b>47</b>	3	<b>7</b>	-1	<b>1</b>	0
	EE	<b>13</b>	-4	<b>37</b>	-5	<b>17</b>	2	<b>4</b>	1
	IE	<b>29</b>	-5	<b>39</b>	4	<b>10</b>	4	<b>3</b>	2
	EL	<b>33</b>	-8	<b>35</b>	-5	<b>14</b>	5	<b>2</b>	1
	ES	<b>40</b>	-8	<b>34</b>	-1	<b>6</b>	4	<b>1</b>	0
	FR	<b>25</b>	-8	<b>45</b>	5	<b>11</b>	1	<b>2</b>	1
	IT	<b>36</b>	1	<b>39</b>	1	<b>9</b>	-1	<b>1</b>	-1
	CY	<b>33</b>	-3	<b>33</b>	0	<b>6</b>	1	<b>1</b>	0
	LV	<b>13</b>	-2	<b>36</b>	-12	<b>13</b>	-1	<b>2</b>	1
	LT	<b>24</b>	2	<b>36</b>	-7	<b>8</b>	-2	<b>2</b>	1
	LU	<b>35</b>	8	<b>38</b>	-3	<b>15</b>	1	<b>2</b>	-1
	HU	<b>15</b>	-19	<b>37</b>	-3	<b>19</b>	8	<b>5</b>	4
	MT	<b>11</b>	-11	<b>28</b>	-10	<b>12</b>	5	<b>8</b>	7
	NL	<b>28</b>	10	<b>41</b>	-1	<b>16</b>	-7	<b>4</b>	-1
	AT	<b>40</b>	-10	<b>40</b>	3	<b>10</b>	4	<b>2</b>	1
	PL	<b>12</b>	-2	<b>36</b>	-2	<b>17</b>	2	<b>4</b>	3
	PT	<b>16</b>	-24	<b>43</b>	-1	<b>5</b>	2	<b>2</b>	2
	RO	<b>13</b>	-14	<b>24</b>	-5	<b>15</b>	1	<b>5</b>	3
	SI	<b>33</b>	-13	<b>35</b>	2	<b>13</b>	6	<b>2</b>	1
	SK	<b>24</b>	-1	<b>43</b>	-2	<b>13</b>	0	<b>1</b>	0
	FI	<b>26</b>	7	<b>38</b>	-10	<b>21</b>	-3	<b>5</b>	1
	SE	<b>47</b>	2	<b>37</b>	-3	<b>7</b>	-1	<b>2</b>	0
	UK	<b>34</b>	-4	<b>40</b>	4	<b>7</b>	0	<b>2</b>	1
	HR	<b>26</b>		<b>34</b>		<b>13</b>		<b>2</b>	

QB15.3 Pourriez-vous me dire si vous êtes d'accord ou pas d'accord avec chacune des affirmations suivantes ?






























La corruption existe au sein des institutions de l'UE

QB15.3 Please tell me whether you agree or disagree with each of the following?

There is corruption within the institutions of the EU

QB15.3 Sagen Sie mir bitte für jede der folgenden Aussagen, ob Sie ihr zustimmen oder nicht zustimmen.

Es gibt Korruption in den Institutionen der EU

	%	NSP		Total 'D'accord'		Total 'Pas d'accord'	
		EB 79.1	Diff. EB 76.1	Total 'Agree'		Total 'Disagree'	
				Gesamt 'Stimme zu'		Gesamt 'Stimme nicht zu'	
		EB 79.1	Diff. EB 76.1	EB 79.1	Diff. EB 76.1	EB 79.1	Diff. EB 76.1
 EU 27		<b>18</b>	2	<b>70</b>	-3	<b>12</b>	1
 BE		<b>8</b>	1	<b>71</b>	-6	<b>21</b>	5
 BG		<b>40</b>	10	<b>41</b>	-16	<b>19</b>	6
 CZ		<b>19</b>	5	<b>69</b>	-7	<b>12</b>	2
 DK		<b>8</b>	3	<b>69</b>	4	<b>23</b>	-7
 DE		<b>10</b>	0	<b>82</b>	1	<b>8</b>	-1
 EE		<b>29</b>	6	<b>50</b>	-9	<b>21</b>	3
 IE		<b>19</b>	-5	<b>68</b>	-1	<b>13</b>	6
 EL		<b>16</b>	7	<b>68</b>	-13	<b>16</b>	6
 ES		<b>19</b>	5	<b>74</b>	-9	<b>7</b>	4
 FR		<b>17</b>	1	<b>70</b>	-3	<b>13</b>	2
 IT		<b>15</b>	0	<b>75</b>	2	<b>10</b>	-2
 CY		<b>27</b>	2	<b>66</b>	-3	<b>7</b>	1
 LV		<b>36</b>	14	<b>49</b>	-14	<b>15</b>	0
 LT		<b>30</b>	6	<b>60</b>	-5	<b>10</b>	-1
 LU		<b>10</b>	-5	<b>73</b>	5	<b>17</b>	0
 HU		<b>24</b>	10	<b>52</b>	-22	<b>24</b>	12
 MT		<b>41</b>	9	<b>39</b>	-21	<b>20</b>	12
 NL		<b>11</b>	-1	<b>69</b>	9	<b>20</b>	-8
 AT		<b>8</b>	2	<b>80</b>	-7	<b>12</b>	5
 PL		<b>31</b>	-1	<b>48</b>	-4	<b>21</b>	5
 PT		<b>34</b>	21	<b>59</b>	-25	<b>7</b>	4
 RO		<b>43</b>	15	<b>37</b>	-19	<b>20</b>	4
 SI		<b>17</b>	4	<b>68</b>	-11	<b>15</b>	7
 SK		<b>19</b>	3	<b>67</b>	-3	<b>14</b>	0
 FI		<b>10</b>	5	<b>64</b>	-3	<b>26</b>	-2
 SE		<b>7</b>	2	<b>84</b>	-1	<b>9</b>	-1
 UK		<b>17</b>	-1	<b>74</b>	0	<b>9</b>	1
 HR		<b>25</b>		<b>60</b>		<b>15</b>	

QB15.4 Pourriez-vous me dire si vous êtes d'accord ou pas d'accord avec chacune des affirmations suivantes ?






























La corruption fait partie de la culture des affaires en (NOTRE PAYS)

QB15.4 Please tell me whether you agree or disagree with each of the following?

Corruption is part of the business culture in (OUR COUNTRY)

QB15.4 Sagen Sie mir bitte für jede der folgenden Aussagen, ob Sie ihr zustimmen oder nicht zustimmen.

Korruption ist Teil der Unternehmenskultur in (UNSEREM LAND)

		Tout à fait d'accord		Plutôt d'accord		Plutôt pas d'accord		Pas du tout d'accord	
		Totally agree		Tend to agree		Tend to disagree		Totally disagree	
		Stimme voll und ganz zu		Stimme eher zu		Stimme eher nicht zu		Stimme überhaupt nicht zu	
%		EB 79.1	Diff. EB 76.1	EB 79.1	Diff. EB 76.1	EB 79.1	Diff. EB 76.1	EB 79.1	Diff. EB 76.1
	EU 27	<b>26</b>	-4	<b>41</b>	4	<b>18</b>	1	<b>7</b>	-1
	BE	<b>17</b>	-5	<b>47</b>	3	<b>25</b>	-1	<b>7</b>	2
	BG	<b>27</b>	-13	<b>43</b>	4	<b>8</b>	2	<b>3</b>	1
	CZ	<b>41</b>	-4	<b>47</b>	4	<b>6</b>	-3	<b>1</b>	0
	DK	<b>5</b>	1	<b>15</b>	-2	<b>25</b>	1	<b>52</b>	1
	DE	<b>16</b>	-3	<b>39</b>	8	<b>29</b>	3	<b>8</b>	-9
	EE	<b>18</b>	-3	<b>42</b>	2	<b>21</b>	-1	<b>9</b>	1
	IE	<b>30</b>	-11	<b>45</b>	6	<b>14</b>	6	<b>3</b>	0
	EL	<b>43</b>	-4	<b>44</b>	3	<b>7</b>	-1	<b>2</b>	0
	ES	<b>42</b>	4	<b>35</b>	-1	<b>9</b>	-1	<b>6</b>	1
	FR	<b>19</b>	-8	<b>43</b>	6	<b>21</b>	-1	<b>8</b>	2
	IT	<b>49</b>	5	<b>41</b>	-4	<b>6</b>	-1	<b>1</b>	0
	CY	<b>50</b>	-7	<b>38</b>	5	<b>4</b>	-1	<b>2</b>	1
	LV	<b>18</b>	-5	<b>42</b>	-7	<b>15</b>	-1	<b>6</b>	2
	LT	<b>32</b>	-10	<b>41</b>	0	<b>9</b>	3	<b>3</b>	2
	LU	<b>12</b>	3	<b>31</b>	5	<b>28</b>	-3	<b>15</b>	-3
	HU	<b>24</b>	-18	<b>48</b>	8	<b>19</b>	9	<b>3</b>	1
	MT	<b>21</b>	-13	<b>40</b>	-5	<b>11</b>	4	<b>10</b>	6
	NL	<b>12</b>	4	<b>30</b>	5	<b>38</b>	4	<b>16</b>	-13
	AT	<b>17</b>	-9	<b>46</b>	5	<b>26</b>	6	<b>6</b>	-1
	PL	<b>22</b>	-2	<b>49</b>	5	<b>12</b>	-4	<b>4</b>	2
	PT	<b>19</b>	-19	<b>44</b>	0	<b>12</b>	5	<b>5</b>	4
	RO	<b>35</b>	-13	<b>40</b>	6	<b>7</b>	2	<b>2</b>	1
	SI	<b>40</b>	-8	<b>38</b>	4	<b>11</b>	2	<b>4</b>	1
	SK	<b>38</b>	0	<b>51</b>	5	<b>5</b>	-5	<b>1</b>	0
	FI	<b>6</b>	-1	<b>29</b>	0	<b>35</b>	-3	<b>26</b>	2
	SE	<b>8</b>	2	<b>27</b>	-1	<b>29</b>	0	<b>32</b>	-1
	UK	<b>19</b>	-7	<b>43</b>	5	<b>23</b>	2	<b>6</b>	0
	HR	<b>46</b>		<b>38</b>		<b>7</b>		<b>2</b>	

QB15.4 Pourriez-vous me dire si vous êtes d'accord ou pas d'accord avec chacune des affirmations suivantes ?






























La corruption fait partie de la culture des affaires en (NOTRE PAYS)

QB15.4 Please tell me whether you agree or disagree with each of the following?

Corruption is part of the business culture in (OUR COUNTRY)

QB15.4 Sagen Sie mir bitte für jede der folgenden Aussagen, ob Sie ihr zustimmen oder nicht zustimmen.

Korruption ist Teil der Unternehmenskultur in (UNSEREM LAND)

	%	NSP		Total 'D'accord'		Total 'Pas d'accord'	
		EB 79.1	Diff. EB 76.1	Total 'Agree'		Total 'Disagree'	
				Gesamt 'Stimme zu'		Gesamt 'Stimme nicht zu'	
		EB 79.1	Diff. EB 76.1	EB 79.1	Diff. EB 76.1	EB 79.1	Diff. EB 76.1
 EU 27		<b>8</b>	<i>0</i>	<b>67</b>	<i>0</i>	<b>25</b>	<i>0</i>
 BE		<b>4</b>	<i>1</i>	<b>64</b>	<i>-2</i>	<b>32</b>	<i>1</i>
 BG		<b>19</b>	<i>6</i>	<b>70</b>	<i>-9</i>	<b>11</b>	<i>3</i>
 CZ		<b>5</b>	<i>3</i>	<b>88</b>	<i>0</i>	<b>7</b>	<i>-3</i>
 DK		<b>3</b>	<i>-1</i>	<b>20</b>	<i>-1</i>	<b>77</b>	<i>2</i>
 DE		<b>8</b>	<i>1</i>	<b>55</b>	<i>5</i>	<b>37</b>	<i>-6</i>
 EE		<b>10</b>	<i>1</i>	<b>60</b>	<i>-1</i>	<b>30</b>	<i>0</i>
 IE		<b>8</b>	<i>-1</i>	<b>75</b>	<i>-5</i>	<b>17</b>	<i>6</i>
 EL		<b>4</b>	<i>2</i>	<b>87</b>	<i>-1</i>	<b>9</b>	<i>-1</i>
 ES		<b>8</b>	<i>-3</i>	<b>77</b>	<i>3</i>	<b>15</b>	<i>0</i>
 FR		<b>9</b>	<i>1</i>	<b>62</b>	<i>-2</i>	<b>29</b>	<i>1</i>
 IT		<b>3</b>	<i>0</i>	<b>90</b>	<i>1</i>	<b>7</b>	<i>-1</i>
 CY		<b>6</b>	<i>2</i>	<b>88</b>	<i>-2</i>	<b>6</b>	<i>0</i>
 LV		<b>19</b>	<i>11</i>	<b>60</b>	<i>-12</i>	<b>21</b>	<i>1</i>
 LT		<b>15</b>	<i>5</i>	<b>73</b>	<i>-10</i>	<b>12</b>	<i>5</i>
 LU		<b>14</b>	<i>-2</i>	<b>43</b>	<i>8</i>	<b>43</b>	<i>-6</i>
 HU		<b>6</b>	<i>0</i>	<b>72</b>	<i>-10</i>	<b>22</b>	<i>10</i>
 MT		<b>18</b>	<i>8</i>	<b>61</b>	<i>-18</i>	<b>21</b>	<i>10</i>
 NL		<b>4</b>	<i>0</i>	<b>42</b>	<i>9</i>	<b>54</b>	<i>-9</i>
 AT		<b>5</b>	<i>-1</i>	<b>63</b>	<i>-4</i>	<b>32</b>	<i>5</i>
 PL		<b>13</b>	<i>-1</i>	<b>71</b>	<i>3</i>	<b>16</b>	<i>-2</i>
 PT		<b>20</b>	<i>10</i>	<b>63</b>	<i>-19</i>	<b>17</b>	<i>9</i>
 RO		<b>16</b>	<i>4</i>	<b>75</b>	<i>-7</i>	<b>9</b>	<i>3</i>
 SI		<b>7</b>	<i>1</i>	<b>78</b>	<i>-4</i>	<b>15</b>	<i>3</i>
 SK		<b>5</b>	<i>0</i>	<b>89</b>	<i>5</i>	<b>6</b>	<i>-5</i>
 FI		<b>4</b>	<i>2</i>	<b>35</b>	<i>-1</i>	<b>61</b>	<i>-1</i>
 SE		<b>4</b>	<i>0</i>	<b>35</b>	<i>1</i>	<b>61</b>	<i>-1</i>
 UK		<b>9</b>	<i>0</i>	<b>62</b>	<i>-2</i>	<b>29</b>	<i>2</i>
 HR		<b>7</b>		<b>84</b>		<b>9</b>	

QB15.5 Pourriez-vous me dire si vous êtes d'accord ou pas d'accord avec chacune des affirmations suivantes ?






























Vous êtes personnellement touché(e) par la corruption dans votre vie quotidienne

QB15.5 Please tell me whether you agree or disagree with each of the following?

You are personally affected by corruption in your daily life

QB15.5 Sagen Sie mir bitte für jede der folgenden Aussagen, ob Sie ihr zustimmen oder nicht zustimmen.

Sie sind in Ihrem Alltagsleben persönlich von Korruption betroffen

		Tout à fait d'accord		Plutôt d'accord		Plutôt pas d'accord		Pas du tout d'accord	
		Totally agree		Tend to agree		Tend to disagree		Totally disagree	
		Stimme voll und ganz zu		Stimme eher zu		Stimme eher nicht zu		Stimme überhaupt nicht zu	
%		EB 79.1	Diff. EB 76.1	EB 79.1	Diff. EB 76.1	EB 79.1	Diff. EB 76.1	EB 79.1	Diff. EB 76.1
	EU 27	<b>10</b>	<i>0</i>	<b>16</b>	<i>-3</i>	<b>21</b>	<i>-1</i>	<b>49</b>	<i>4</i>
	BE	<b>2</b>	<i>-2</i>	<b>10</b>	<i>1</i>	<b>18</b>	<i>-6</i>	<b>69</b>	<i>7</i>
	BG	<b>6</b>	<i>-8</i>	<b>15</b>	<i>-16</i>	<b>28</b>	<i>0</i>	<b>41</b>	<i>21</i>
	CZ	<b>9</b>	<i>-1</i>	<b>19</b>	<i>-7</i>	<b>39</b>	<i>-1</i>	<b>27</b>	<i>6</i>
	DK	<b>1</b>	<i>0</i>	<b>2</b>	<i>-2</i>	<b>7</b>	<i>-1</i>	<b>89</b>	<i>3</i>
	DE	<b>2</b>	<i>-1</i>	<b>4</b>	<i>-5</i>	<b>14</b>	<i>1</i>	<b>78</b>	<i>5</i>
	EE	<b>7</b>	<i>1</i>	<b>15</b>	<i>0</i>	<b>15</b>	<i>-12</i>	<b>58</b>	<i>10</i>
	IE	<b>8</b>	<i>-5</i>	<b>19</b>	<i>-4</i>	<b>22</b>	<i>-1</i>	<b>42</b>	<i>12</i>
	EL	<b>29</b>	<i>-1</i>	<b>34</b>	<i>-9</i>	<b>23</b>	<i>1</i>	<b>11</b>	<i>6</i>
	ES	<b>31</b>	<i>17</i>	<b>32</b>	<i>3</i>	<b>16</b>	<i>-9</i>	<b>17</b>	<i>-11</i>
	FR	<b>1</b>	<i>-3</i>	<b>5</b>	<i>-3</i>	<b>15</b>	<i>-5</i>	<b>76</b>	<i>11</i>
	IT	<b>18</b>	<i>1</i>	<b>24</b>	<i>-5</i>	<b>20</b>	<i>1</i>	<b>33</b>	<i>5</i>
	CY	<b>27</b>	<i>-4</i>	<b>30</b>	<i>0</i>	<b>24</b>	<i>0</i>	<b>15</b>	<i>3</i>
	LV	<b>5</b>	<i>-4</i>	<b>15</b>	<i>-10</i>	<b>29</b>	<i>-7</i>	<b>46</b>	<i>18</i>
	LT	<b>10</b>	<i>-9</i>	<b>19</b>	<i>-11</i>	<b>24</b>	<i>-1</i>	<b>41</b>	<i>19</i>
	LU	<b>2</b>	<i>0</i>	<b>5</b>	<i>-2</i>	<b>14</b>	<i>-2</i>	<b>78</b>	<i>4</i>
	HU	<b>4</b>	<i>-6</i>	<b>15</b>	<i>-9</i>	<b>29</b>	<i>3</i>	<b>49</b>	<i>12</i>
	MT	<b>8</b>	<i>-1</i>	<b>21</b>	<i>-9</i>	<b>24</b>	<i>-2</i>	<b>36</b>	<i>10</i>
	NL	<b>1</b>	<i>-2</i>	<b>8</b>	<i>1</i>	<b>16</b>	<i>4</i>	<b>73</b>	<i>-4</i>
	AT	<b>4</b>	<i>-3</i>	<b>10</b>	<i>-2</i>	<b>28</b>	<i>3</i>	<b>55</b>	<i>4</i>
	PL	<b>8</b>	<i>-1</i>	<b>19</b>	<i>-6</i>	<b>34</b>	<i>0</i>	<b>31</b>	<i>7</i>
	PT	<b>8</b>	<i>-7</i>	<b>28</b>	<i>-3</i>	<b>28</b>	<i>3</i>	<b>26</b>	<i>3</i>
	RO	<b>24</b>	<i>-17</i>	<b>33</b>	<i>-2</i>	<b>19</b>	<i>4</i>	<b>14</b>	<i>11</i>
	SI	<b>16</b>	<i>0</i>	<b>22</b>	<i>5</i>	<b>27</b>	<i>2</i>	<b>30</b>	<i>-9</i>
	SK	<b>13</b>	<i>-4</i>	<b>27</b>	<i>-10</i>	<b>36</b>	<i>3</i>	<b>19</b>	<i>9</i>
	FI	<b>1</b>	<i>-1</i>	<b>8</b>	<i>-3</i>	<b>19</b>	<i>1</i>	<b>70</b>	<i>1</i>
	SE	<b>3</b>	<i>2</i>	<b>9</b>	<i>0</i>	<b>9</b>	<i>-3</i>	<b>75</b>	<i>1</i>
	UK	<b>5</b>	<i>0</i>	<b>11</b>	<i>-3</i>	<b>24</b>	<i>-3</i>	<b>57</b>	<i>7</i>
	HR	<b>27</b>		<b>28</b>		<b>28</b>		<b>13</b>	

QB15.5 Pourriez-vous me dire si vous êtes d'accord ou pas d'accord avec chacune des affirmations suivantes ?






























Vous êtes personnellement touché(e) par la corruption dans votre vie quotidienne

QB15.5 Please tell me whether you agree or disagree with each of the following?

You are personally affected by corruption in your daily life

QB15.5 Sagen Sie mir bitte für jede der folgenden Aussagen, ob Sie ihr zustimmen oder nicht zustimmen.

Sie sind in Ihrem Alltagsleben persönlich von Korruption betroffen

	%	NSP		Total 'D'accord'		Total 'Pas d'accord'	
		EB 79.1	Diff. EB 76.1	Total 'Agree'		Total 'Disagree'	
				Gesamt 'Stimme zu'		Gesamt 'Stimme nicht zu'	
		EB 79.1	Diff. EB 76.1	EB 79.1	Diff. EB 76.1	EB 79.1	Diff. EB 76.1
 EU 27		<b>4</b>	<i>0</i>	<b>26</b>	<i>-3</i>	<b>70</b>	<i>3</i>
 BE		<b>1</b>	<i>0</i>	<b>12</b>	<i>-1</i>	<b>87</b>	<i>1</i>
 BG		<b>10</b>	<i>3</i>	<b>21</b>	<i>-24</i>	<b>69</b>	<i>21</i>
 CZ		<b>6</b>	<i>3</i>	<b>28</b>	<i>-8</i>	<b>66</b>	<i>5</i>
 DK		<b>1</b>	<i>0</i>	<b>3</b>	<i>-2</i>	<b>96</b>	<i>2</i>
 DE		<b>2</b>	<i>0</i>	<b>6</b>	<i>-6</i>	<b>92</b>	<i>6</i>
 EE		<b>5</b>	<i>1</i>	<b>22</b>	<i>1</i>	<b>73</b>	<i>-2</i>
 IE		<b>9</b>	<i>-2</i>	<b>27</b>	<i>-9</i>	<b>64</b>	<i>11</i>
 EL		<b>3</b>	<i>3</i>	<b>63</b>	<i>-10</i>	<b>34</b>	<i>7</i>
 ES		<b>4</b>	<i>0</i>	<b>63</b>	<i>20</i>	<b>33</b>	<i>-20</i>
 FR		<b>3</b>	<i>0</i>	<b>6</b>	<i>-6</i>	<b>91</b>	<i>6</i>
 IT		<b>5</b>	<i>-2</i>	<b>42</b>	<i>-4</i>	<b>53</b>	<i>6</i>
 CY		<b>4</b>	<i>1</i>	<b>57</b>	<i>-4</i>	<b>39</b>	<i>3</i>
 LV		<b>5</b>	<i>3</i>	<b>20</b>	<i>-14</i>	<b>75</b>	<i>11</i>
 LT		<b>6</b>	<i>2</i>	<b>29</b>	<i>-20</i>	<b>65</b>	<i>18</i>
 LU		<b>1</b>	<i>0</i>	<b>7</b>	<i>-2</i>	<b>92</b>	<i>2</i>
 HU		<b>3</b>	<i>0</i>	<b>19</b>	<i>-15</i>	<b>78</b>	<i>15</i>
 MT		<b>11</b>	<i>2</i>	<b>29</b>	<i>-10</i>	<b>60</b>	<i>8</i>
 NL		<b>2</b>	<i>1</i>	<b>9</b>	<i>-1</i>	<b>89</b>	<i>0</i>
 AT		<b>3</b>	<i>-2</i>	<b>14</b>	<i>-5</i>	<b>83</b>	<i>7</i>
 PL		<b>8</b>	<i>0</i>	<b>27</b>	<i>-7</i>	<b>65</b>	<i>7</i>
 PT		<b>10</b>	<i>4</i>	<b>36</b>	<i>-10</i>	<b>54</b>	<i>6</i>
 RO		<b>10</b>	<i>4</i>	<b>57</b>	<i>-19</i>	<b>33</b>	<i>15</i>
 SI		<b>5</b>	<i>2</i>	<b>38</b>	<i>5</i>	<b>57</b>	<i>-7</i>
 SK		<b>5</b>	<i>2</i>	<b>40</b>	<i>-14</i>	<b>55</b>	<i>12</i>
 FI		<b>2</b>	<i>2</i>	<b>9</b>	<i>-4</i>	<b>89</b>	<i>2</i>
 SE		<b>4</b>	<i>0</i>	<b>12</b>	<i>2</i>	<b>84</b>	<i>-2</i>
 UK		<b>3</b>	<i>-1</i>	<b>16</b>	<i>-3</i>	<b>81</b>	<i>4</i>
 HR		<b>4</b>		<b>55</b>		<b>41</b>	






























QB15.6 Pourriez-vous me dire si vous êtes d'accord ou pas d'accord avec chacune des affirmations suivantes ?  
Il existe suffisamment de poursuites judiciaires couronnées de succès en (NOTRE PAYS) pour dissuader les gens de pratiquer la corruption

QB15.6 Please tell me whether you agree or disagree with each of the following?

There are enough successful prosecutions in (OUR COUNTRY) to deter people from corrupt practices

QB15.6 Sagen Sie mir bitte für jede der folgenden Aussagen, ob Sie ihr zustimmen oder nicht zustimmen.

Es gibt genügend erfolgreiche Strafverfahren in (UNSEREM LAND), um Menschen von korrupten Methoden abzuhalten

		Tout à fait d'accord		Plutôt d'accord		Plutôt pas d'accord		Pas du tout d'accord	
		Totally agree		Tend to agree		Tend to disagree		Totally disagree	
		Stimme voll und ganz zu		Stimme eher zu		Stimme eher nicht zu		Stimme überhaupt nicht zu	
%		EB 79.1	Diff. EB 76.1	EB 79.1	Diff. EB 76.1	EB 79.1	Diff. EB 76.1	EB 79.1	Diff. EB 76.1
	EU 27	6	1	20	3	33	-3	29	-2
	BE	8	1	32	8	41	-3	13	-8
	BG	2	-1	7	-2	27	-9	41	1
	CZ	3	0	12	3	41	7	39	-12
	DK	9	0	20	-7	25	-8	29	13
	DE	6	2	24	7	37	-2	16	-7
	EE	6	-1	33	-3	30	-4	14	4
	IE	7	2	17	6	29	3	37	-9
	EL	3	2	13	4	42	0	38	-8
	ES	3	-1	7	-7	25	-5	58	18
	FR	4	1	17	5	39	-2	28	-6
	IT	12	6	15	-1	27	-6	38	0
	CY	2	0	12	-3	30	-4	46	3
	LV	3	1	19	4	39	-7	24	-4
	LT	6	2	20	3	35	0	28	-10
	LU	6	2	20	-1	30	0	18	3
	HU	6	0	21	5	33	1	34	-7
	MT	10	8	22	2	30	-9	14	-10
	NL	9	3	30	5	37	-5	13	0
	AT	8	-1	31	9	39	5	16	-11
	PL	4	-2	26	2	37	0	19	0
	PT	4	1	13	-4	29	-7	36	1
	RO	10	5	24	8	24	-8	22	-13
	SI	3	0	9	3	21	-4	63	0
	SK	4	2	17	7	29	-16	44	6
	FI	8	1	42	5	30	-7	10	-1
	SE	5	0	21	0	31	-4	28	2
	UK	5	0	21	6	34	-3	25	-5
	HR	7		16		37		34	
































QB15.6 Pourriez-vous me dire si vous êtes d'accord ou pas d'accord avec chacune des affirmations suivantes ?  
Il existe suffisamment de poursuites judiciaires couronnées de succès en (NOTRE PAYS) pour dissuader les gens de pratiquer la corruption

QB15.6 Please tell me whether you agree or disagree with each of the following?

There are enough successful prosecutions in (OUR COUNTRY) to deter people from corrupt practices

QB15.6 Sagen Sie mir bitte für jede der folgenden Aussagen, ob Sie ihr zustimmen oder nicht zustimmen.

Es gibt genügend erfolgreiche Strafverfahren in (UNSEREM LAND), um Menschen von korrupten Methoden abzuhalten

		NSP		Total 'D'accord'		Total 'Pas d'accord'	
		DK		Total 'Agree'		Total 'Disagree'	
		WN		Gesamt 'Stimme zu'		Gesamt 'Stimme nicht zu'	
%		EB	Diff.	EB	Diff.	EB	Diff.
		79.1	EB	79.1	EB	79.1	EB
			76.1		76.1		76.1
	EU 27	12	1	26	4	62	-5
	BE	6	2	40	9	54	-11
	BG	23	11	9	-3	68	-8
	CZ	5	2	15	3	80	-5
	DK	17	2	29	-7	54	5
	DE	17	0	30	9	53	-9
	EE	17	4	39	-4	44	0
	IE	10	-2	24	8	66	-6
	EL	4	2	16	6	80	-8
	ES	7	-5	10	-8	83	13
	FR	12	2	21	6	67	-8
	IT	8	1	27	5	65	-6
	CY	10	4	14	-3	76	-1
	LV	15	6	22	5	63	-11
	LT	11	5	26	5	63	-10
	LU	26	-4	26	1	48	3
	HU	6	1	27	5	67	-6
	MT	24	9	32	10	44	-19
	NL	11	-3	39	8	50	-5
	AT	6	-2	39	8	55	-6
	PL	14	0	30	0	56	0
	PT	18	9	17	-3	65	-6
	RO	20	8	34	13	46	-21
	SI	4	1	12	3	84	-4
	SK	6	1	21	9	73	-10
	FI	10	2	50	6	40	-8
	SE	15	2	26	0	59	-2
	UK	15	2	26	6	59	-8
	HR	6		23		71	

QB15.7 Pourriez-vous me dire si vous êtes d'accord ou pas d'accord avec chacune des affirmations suivantes ?






























Les cas de corruption à haut niveau ne sont pas suffisamment poursuivis en (NOTRE PAYS)

QB15.7 Please tell me whether you agree or disagree with each of the following?

High-level corruption cases are not pursued sufficiently in (OUR COUNTRY)

QB15.7 Sagen Sie mir bitte für jede der folgenden Aussagen, ob Sie ihr zustimmen oder nicht zustimmen.

In (UNSEREM LAND) werden Korruptionsfälle auf höchster Ebene nicht ausreichend strafrechtlich verfolgt

		Tout à fait d'accord	Plutôt d'accord	Plutôt pas d'accord	Pas du tout d'accord
		Totally agree	Tend to agree	Tend to disagree	Totally disagree
		Stimme voll und ganz zu	Stimme eher zu	Stimme eher nicht zu	Stimme überhaupt nicht zu
		EB	EB	EB	EB
		79.1	79.1	79.1	79.1
%					
	EU 27	<b>39</b>	<b>34</b>	<b>12</b>	<b>5</b>
	BE	<b>32</b>	<b>41</b>	<b>18</b>	<b>4</b>
	BG	<b>50</b>	<b>32</b>	<b>5</b>	<b>3</b>
	CZ	<b>44</b>	<b>25</b>	<b>14</b>	<b>14</b>
	DK	<b>15</b>	<b>22</b>	<b>25</b>	<b>22</b>
	DE	<b>30</b>	<b>35</b>	<b>16</b>	<b>4</b>
	EE	<b>24</b>	<b>42</b>	<b>18</b>	<b>5</b>
	IE	<b>46</b>	<b>30</b>	<b>10</b>	<b>6</b>
	EL	<b>50</b>	<b>37</b>	<b>7</b>	<b>4</b>
	ES	<b>68</b>	<b>20</b>	<b>4</b>	<b>5</b>
	FR	<b>44</b>	<b>37</b>	<b>7</b>	<b>2</b>
	IT	<b>46</b>	<b>31</b>	<b>12</b>	<b>8</b>
	CY	<b>62</b>	<b>21</b>	<b>7</b>	<b>4</b>
	LV	<b>38</b>	<b>39</b>	<b>10</b>	<b>4</b>
	LT	<b>52</b>	<b>30</b>	<b>8</b>	<b>4</b>
	LU	<b>28</b>	<b>33</b>	<b>14</b>	<b>5</b>
	HU	<b>46</b>	<b>36</b>	<b>11</b>	<b>2</b>
	MT	<b>20</b>	<b>34</b>	<b>18</b>	<b>8</b>
	NL	<b>29</b>	<b>39</b>	<b>18</b>	<b>4</b>
	AT	<b>27</b>	<b>38</b>	<b>24</b>	<b>5</b>
	PL	<b>30</b>	<b>42</b>	<b>14</b>	<b>4</b>
	PT	<b>45</b>	<b>32</b>	<b>8</b>	<b>4</b>
	RO	<b>42</b>	<b>31</b>	<b>11</b>	<b>4</b>
	SI	<b>64</b>	<b>15</b>	<b>7</b>	<b>11</b>
	SK	<b>46</b>	<b>31</b>	<b>11</b>	<b>9</b>
	FI	<b>19</b>	<b>35</b>	<b>30</b>	<b>8</b>
	SE	<b>31</b>	<b>35</b>	<b>13</b>	<b>6</b>
	UK	<b>26</b>	<b>37</b>	<b>16</b>	<b>4</b>
	HR	<b>43</b>	<b>34</b>	<b>13</b>	<b>5</b>

QB15.7 Pourriez-vous me dire si vous êtes d'accord ou pas d'accord avec chacune des affirmations suivantes ?






























Les cas de corruption à haut niveau ne sont pas suffisamment poursuivis en (NOTRE PAYS)

QB15.7 Please tell me whether you agree or disagree with each of the following?

High-level corruption cases are not pursued sufficiently in (OUR COUNTRY)

QB15.7 Sagen Sie mir bitte für jede der folgenden Aussagen, ob Sie ihr zustimmen oder nicht zustimmen.

In (UNSEREM LAND) werden Korruptionsfälle auf höchster Ebene nicht ausreichend strafrechtlich verfolgt

		NSP	Total 'D'accord'	Total 'Pas d'accord'
		DK	Total 'Agree'	Total 'Disagree'
		WN	Gesamt 'Stimme zu'	Gesamt 'Stimme nicht zu'
		EB	EB	EB
		79.1	79.1	79.1
%				
	EU 27	10	73	17
	BE	5	73	22
	BG	10	82	8
	CZ	3	69	28
	DK	16	37	47
	DE	15	65	20
	EE	11	66	23
	IE	8	76	16
	EL	2	87	11
	ES	3	88	9
	FR	10	81	9
	IT	3	77	20
	CY	6	83	11
	LV	9	77	14
	LT	6	82	12
	LU	20	61	19
	HU	5	82	13
	MT	20	54	26
	NL	10	68	22
	AT	6	65	29
	PL	10	72	18
	PT	11	77	12
	RO	12	73	15
	SI	3	79	18
	SK	3	77	20
	FI	8	54	38
	SE	15	66	19
	UK	17	63	20
	HR	5	77	18

QB15.8 Pourriez-vous me dire si vous êtes d'accord ou pas d'accord avec chacune des affirmations suivantes ?






























Les efforts du Gouvernement (NATIONALITE) pour combattre la corruption sont efficaces

QB15.8 Please tell me whether you agree or disagree with each of the following?

(NATIONALITY) Government efforts to combat corruption are effective

QB15.8 Sagen Sie mir bitte für jede der folgenden Aussagen, ob Sie ihr zustimmen oder nicht zustimmen.

Die Anstrengungen der (NATIONALEN) Regierung zur Bekämpfung von Korruption sind erfolgreich

		Tout à fait d'accord		Plutôt d'accord		Plutôt pas d'accord		Pas du tout d'accord	
		Totally agree		Tend to agree		Tend to disagree		Totally disagree	
		Stimme voll und ganz zu		Stimme eher zu		Stimme eher nicht zu		Stimme überhaupt nicht zu	
%		EB 79.1	Diff. EB 76.1	EB 79.1	Diff. EB 76.1	EB 79.1	Diff. EB 76.1	EB 79.1	Diff. EB 76.1
	EU 27	4	0	19	1	38	-1	28	-1
	BE	5	2	35	9	43	-4	11	-8
	BG	4	0	12	-13	38	-3	33	9
	CZ	2	1	10	0	41	6	43	-9
	DK	18	4	36	1	20	-8	11	2
	DE	3	0	21	2	44	2	13	-5
	EE	4	0	26	-2	40	-2	19	3
	IE	6	3	18	3	32	0	35	-3
	EL	3	1	11	0	43	5	41	-7
	ES	3	0	8	-3	25	-10	60	17
	FR	2	0	17	4	46	3	21	-11
	IT	7	0	15	1	33	-2	42	2
	CY	3	0	9	-6	37	3	43	-1
	LV	2	1	12	2	43	-5	34	-3
	LT	4	1	13	2	38	0	39	-4
	LU	7	3	31	-1	28	3	11	1
	HU	5	-2	26	9	32	-3	31	-7
	MT	8	3	26	0	33	-3	15	-7
	NL	4	1	27	-1	41	2	13	1
	AT	7	0	31	7	37	0	18	-8
	PL	4	0	24	-3	40	0	22	6
	PT	3	0	12	-4	34	2	41	-2
	RO	8	6	19	5	34	-1	29	-15
	SI	3	2	7	1	28	-3	59	-1
	SK	4	3	17	2	41	-6	33	1
	FI	7	2	40	6	36	-7	8	-5
	SE	4	0	30	1	30	-6	16	0
	UK	5	2	24	3	38	-2	19	-4
	HR	6		22		39		27	

QB15.8 Pourriez-vous me dire si vous êtes d'accord ou pas d'accord avec chacune des affirmations suivantes ?






























Les efforts du Gouvernement (NATIONALITE) pour combattre la corruption sont efficaces

QB15.8 Please tell me whether you agree or disagree with each of the following?

(NATIONALITY) Government efforts to combat corruption are effective

QB15.8 Sagen Sie mir bitte für jede der folgenden Aussagen, ob Sie ihr zustimmen oder nicht zustimmen.

Die Anstrengungen der (NATIONALEN) Regierung zur Bekämpfung von Korruption sind erfolgreich

	%	NSP		Total 'D'accord'		Total 'Pas d'accord'	
		EB 79.1	Diff. EB 76.1	Total 'Agree'		Total 'Disagree'	
				Gesamt 'Stimme zu'		Gesamt 'Stimme nicht zu'	
		EB 79.1	Diff. EB 76.1	EB 79.1	Diff. EB 76.1	EB 79.1	Diff. EB 76.1
 EU 27		<b>11</b>	1	<b>23</b>	1	<b>66</b>	-2
 BE		<b>6</b>	1	<b>40</b>	11	<b>54</b>	-12
 BG		<b>13</b>	7	<b>16</b>	-13	<b>71</b>	6
 CZ		<b>4</b>	2	<b>12</b>	1	<b>84</b>	-3
 DK		<b>15</b>	1	<b>54</b>	5	<b>31</b>	-6
 DE		<b>19</b>	1	<b>24</b>	2	<b>57</b>	-3
 EE		<b>11</b>	1	<b>30</b>	-2	<b>59</b>	1
 IE		<b>9</b>	-3	<b>24</b>	6	<b>67</b>	-3
 EL		<b>2</b>	1	<b>14</b>	1	<b>84</b>	-2
 ES		<b>4</b>	-4	<b>11</b>	-3	<b>85</b>	7
 FR		<b>14</b>	4	<b>19</b>	4	<b>67</b>	-8
 IT		<b>3</b>	-1	<b>22</b>	1	<b>75</b>	0
 CY		<b>8</b>	4	<b>12</b>	-6	<b>80</b>	2
 LV		<b>9</b>	5	<b>14</b>	3	<b>77</b>	-8
 LT		<b>6</b>	1	<b>17</b>	3	<b>77</b>	-4
 LU		<b>23</b>	-6	<b>38</b>	2	<b>39</b>	4
 HU		<b>6</b>	3	<b>31</b>	7	<b>63</b>	-10
 MT		<b>18</b>	7	<b>34</b>	3	<b>48</b>	-10
 NL		<b>15</b>	-3	<b>31</b>	0	<b>54</b>	3
 AT		<b>7</b>	1	<b>38</b>	7	<b>55</b>	-8
 PL		<b>10</b>	-3	<b>28</b>	-3	<b>62</b>	6
 PT		<b>10</b>	4	<b>15</b>	-4	<b>75</b>	0
 RO		<b>10</b>	5	<b>27</b>	11	<b>63</b>	-16
 SI		<b>3</b>	1	<b>10</b>	3	<b>87</b>	-4
 SK		<b>5</b>	0	<b>21</b>	5	<b>74</b>	-5
 FI		<b>9</b>	4	<b>47</b>	8	<b>44</b>	-12
 SE		<b>20</b>	5	<b>34</b>	1	<b>46</b>	-6
 UK		<b>14</b>	1	<b>29</b>	5	<b>57</b>	-6
 HR		<b>6</b>		<b>28</b>		<b>66</b>	

QB15.9 Pourriez-vous me dire si vous êtes d'accord ou pas d'accord avec chacune des affirmations suivantes ?






























Les institutions de l'UE contribuent à la réduction de la corruption en (NOTRE PAYS)

QB15.9 Please tell me whether you agree or disagree with each of the following?

EU institutions help in reducing corruption in (OUR COUNTRY)

QB15.9 Sagen Sie mir bitte für jede der folgenden Aussagen, ob Sie ihr zustimmen oder nicht zustimmen.

EU-Institutionen helfen dabei, die Korruption in (UNSEREM LAND) zu reduzieren

		Tout à fait d'accord		Plutôt d'accord		Plutôt pas d'accord		Pas du tout d'accord	
		Totally agree		Tend to agree		Tend to disagree		Totally disagree	
		Stimme voll und ganz zu		Stimme eher zu		Stimme eher nicht zu		Stimme überhaupt nicht zu	
%		EB 79.1	Diff. EB 76.1	EB 79.1	Diff. EB 76.1	EB 79.1	Diff. EB 76.1	EB 79.1	Diff. EB 76.1
	EU 27	5	1	22	4	31	-2	21	-3
	BE	5	1	37	11	35	-6	11	-6
	BG	7	-1	29	-9	22	2	11	0
	CZ	3	1	23	6	37	-6	21	-8
	DK	5	3	22	6	27	-7	25	-8
	DE	3	-1	20	4	36	1	20	-6
	EE	5	1	30	6	22	-15	13	-1
	IE	6	4	27	7	29	6	19	-5
	EL	3	-2	29	0	35	-4	22	3
	ES	4	0	18	-1	24	-2	35	8
	FR	2	-1	20	5	34	0	17	-10
	IT	8	3	20	1	34	1	26	5
	CY	5	2	22	-4	30	5	20	2
	LV	3	1	23	4	27	-17	18	-1
	LT	5	1	22	0	30	-3	21	-3
	LU	5	2	26	6	30	1	14	-9
	HU	7	2	32	6	27	-3	18	-6
	MT	11	8	28	3	13	-8	7	-10
	NL	2	0	22	9	32	-6	21	-5
	AT	4	-1	26	5	34	1	24	-6
	PL	6	0	35	9	25	-4	8	-3
	PT	6	1	17	-5	29	-6	18	-1
	RO	10	5	28	3	21	-8	13	-1
	SI	5	3	18	4	30	-9	32	0
	SK	5	3	30	4	34	-5	18	2
	FI	3	2	31	9	37	-7	18	-9
	SE	2	0	16	4	32	2	30	-15
	UK	3	1	17	7	32	-2	22	-10
	HR	10		41		26		10	

QB15.9 Pourriez-vous me dire si vous êtes d'accord ou pas d'accord avec chacune des affirmations suivantes ?






























Les institutions de l'UE contribuent à la réduction de la corruption en (NOTRE PAYS)

QB15.9 Please tell me whether you agree or disagree with each of the following?

EU institutions help in reducing corruption in (OUR COUNTRY)

QB15.9 Sagen Sie mir bitte für jede der folgenden Aussagen, ob Sie ihr zustimmen oder nicht zustimmen.

EU-Institutionen helfen dabei, die Korruption in (UNSEREM LAND) zu reduzieren

		NSP		Total 'D'accord'		Total 'Pas d'accord'	
		DK		Total 'Agree'		Total 'Disagree'	
		WN		Gesamt 'Stimme zu'		Gesamt 'Stimme nicht zu'	
%		EB	Diff.	EB	Diff.	EB	Diff.
		79.1	EB	79.1	EB	79.1	EB
			76.1		76.1		76.1
	EU 27	<b>21</b>	0	<b>27</b>	5	<b>52</b>	-5
	BE	<b>12</b>	0	<b>42</b>	12	<b>46</b>	-12
	BG	<b>31</b>	8	<b>36</b>	-10	<b>33</b>	2
	CZ	<b>16</b>	7	<b>26</b>	7	<b>58</b>	-14
	DK	<b>21</b>	6	<b>27</b>	9	<b>52</b>	-15
	DE	<b>21</b>	2	<b>23</b>	3	<b>56</b>	-5
	EE	<b>30</b>	9	<b>35</b>	7	<b>35</b>	-16
	IE	<b>19</b>	-12	<b>33</b>	11	<b>48</b>	1
	EL	<b>11</b>	3	<b>32</b>	-2	<b>57</b>	-1
	ES	<b>19</b>	-5	<b>22</b>	-1	<b>59</b>	6
	FR	<b>27</b>	6	<b>22</b>	4	<b>51</b>	-10
	IT	<b>12</b>	-10	<b>28</b>	4	<b>60</b>	6
	CY	<b>23</b>	-5	<b>27</b>	-2	<b>50</b>	7
	LV	<b>29</b>	13	<b>26</b>	5	<b>45</b>	-18
	LT	<b>22</b>	5	<b>27</b>	1	<b>51</b>	-6
	LU	<b>25</b>	0	<b>31</b>	8	<b>44</b>	-8
	HU	<b>16</b>	1	<b>39</b>	8	<b>45</b>	-9
	MT	<b>41</b>	7	<b>39</b>	11	<b>20</b>	-18
	NL	<b>23</b>	2	<b>24</b>	9	<b>53</b>	-11
	AT	<b>12</b>	1	<b>30</b>	4	<b>58</b>	-5
	PL	<b>26</b>	-2	<b>41</b>	9	<b>33</b>	-7
	PT	<b>30</b>	11	<b>23</b>	-4	<b>47</b>	-7
	RO	<b>28</b>	1	<b>38</b>	8	<b>34</b>	-9
	SI	<b>15</b>	2	<b>23</b>	7	<b>62</b>	-9
	SK	<b>13</b>	-4	<b>35</b>	7	<b>52</b>	-3
	FI	<b>11</b>	5	<b>34</b>	11	<b>55</b>	-16
	SE	<b>20</b>	9	<b>18</b>	4	<b>62</b>	-13
	UK	<b>26</b>	4	<b>20</b>	8	<b>54</b>	-12
	HR	<b>13</b>		<b>51</b>		<b>36</b>	






























QB15.10 Pourriez-vous me dire si vous êtes d'accord ou pas d'accord avec chacune des affirmations suivantes ?  
Des liens trop étroits entre le monde des affaires et les hommes et femmes politiques en (NOTRE PAYS) mènent à la corruption

QB15.10 Please tell me whether you agree or disagree with each of the following?

Too close links between business and politics in (OUR COUNTRY) lead to corruption

QB15.10 Sagen Sie mir bitte für jede der folgenden Aussagen, ob Sie ihr zustimmen oder nicht zustimmen.

Zu enge Verbindungen zwischen Unternehmen und Politik in (UNSEREM LAND) führen zu Korruption

		Tout à fait d'accord	Plutôt d'accord	Plutôt pas d'accord	Pas du tout d'accord
		Totally agree	Tend to agree	Tend to disagree	Totally disagree
		Stimme voll und ganz zu	Stimme eher zu	Stimme eher nicht zu	Stimme überhaupt nicht zu
%		EB 79.1	EB 79.1	EB 79.1	EB 79.1
 EU 27		<b>37</b>	<b>44</b>	<b>8</b>	<b>2</b>
 BE		<b>26</b>	<b>52</b>	<b>14</b>	<b>2</b>
 BG		<b>42</b>	<b>40</b>	<b>2</b>	<b>1</b>
 CZ		<b>45</b>	<b>44</b>	<b>5</b>	<b>1</b>
 DK		<b>11</b>	<b>40</b>	<b>24</b>	<b>18</b>
 DE		<b>38</b>	<b>42</b>	<b>10</b>	<b>2</b>
 EE		<b>36</b>	<b>45</b>	<b>8</b>	<b>1</b>
 IE		<b>42</b>	<b>42</b>	<b>7</b>	<b>2</b>
 EL		<b>35</b>	<b>55</b>	<b>4</b>	<b>1</b>
 ES		<b>54</b>	<b>31</b>	<b>4</b>	<b>2</b>
 FR		<b>37</b>	<b>45</b>	<b>7</b>	<b>2</b>
 IT		<b>48</b>	<b>39</b>	<b>7</b>	<b>2</b>
 CY		<b>60</b>	<b>30</b>	<b>3</b>	<b>1</b>
 LV		<b>39</b>	<b>41</b>	<b>6</b>	<b>2</b>
 LT		<b>47</b>	<b>38</b>	<b>5</b>	<b>1</b>
 LU		<b>26</b>	<b>45</b>	<b>12</b>	<b>5</b>
 HU		<b>35</b>	<b>48</b>	<b>9</b>	<b>2</b>
 MT		<b>30</b>	<b>43</b>	<b>6</b>	<b>3</b>
 NL		<b>26</b>	<b>51</b>	<b>14</b>	<b>4</b>
 AT		<b>21</b>	<b>54</b>	<b>15</b>	<b>4</b>
 PL		<b>33</b>	<b>50</b>	<b>6</b>	<b>1</b>
 PT		<b>28</b>	<b>48</b>	<b>7</b>	<b>1</b>
 RO		<b>37</b>	<b>39</b>	<b>7</b>	<b>2</b>
 SI		<b>50</b>	<b>33</b>	<b>7</b>	<b>3</b>
 SK		<b>42</b>	<b>45</b>	<b>5</b>	<b>1</b>
 FI		<b>24</b>	<b>47</b>	<b>19</b>	<b>3</b>
 SE		<b>24</b>	<b>52</b>	<b>13</b>	<b>5</b>
 UK		<b>30</b>	<b>48</b>	<b>8</b>	<b>2</b>
 HR		<b>43</b>	<b>43</b>	<b>6</b>	<b>1</b>
































QB15.10 Pourriez-vous me dire si vous êtes d'accord ou pas d'accord avec chacune des affirmations suivantes ?  
Des liens trop étroits entre le monde des affaires et les hommes et femmes politiques en (NOTRE PAYS) mènent à la corruption

QB15.10 Please tell me whether you agree or disagree with each of the following?

Too close links between business and politics in (OUR COUNTRY) lead to corruption

QB15.10 Sagen Sie mir bitte für jede der folgenden Aussagen, ob Sie ihr zustimmen oder nicht zustimmen.

Zu enge Verbindungen zwischen Unternehmen und Politik in (UNSEREM LAND) führen zu Korruption

		NSP	Total 'D'accord'	Total 'Pas d'accord'
		DK	Total 'Agree'	Total 'Disagree'
		WN	Gesamt 'Stimme zu'	Gesamt 'Stimme nicht zu'
%		EB	EB	EB
		79.1	79.1	79.1
 EU 27		<b>9</b>	<b>81</b>	<b>10</b>
 BE		<b>6</b>	<b>78</b>	<b>16</b>
 BG		<b>15</b>	<b>82</b>	<b>3</b>
 CZ		<b>5</b>	<b>89</b>	<b>6</b>
 DK		<b>7</b>	<b>51</b>	<b>42</b>
 DE		<b>8</b>	<b>80</b>	<b>12</b>
 EE		<b>10</b>	<b>81</b>	<b>9</b>
 IE		<b>7</b>	<b>84</b>	<b>9</b>
 EL		<b>5</b>	<b>90</b>	<b>5</b>
 ES		<b>9</b>	<b>85</b>	<b>6</b>
 FR		<b>9</b>	<b>82</b>	<b>9</b>
 IT		<b>4</b>	<b>87</b>	<b>9</b>
 CY		<b>6</b>	<b>90</b>	<b>4</b>
 LV		<b>12</b>	<b>80</b>	<b>8</b>
 LT		<b>9</b>	<b>85</b>	<b>6</b>
 LU		<b>12</b>	<b>71</b>	<b>17</b>
 HU		<b>6</b>	<b>83</b>	<b>11</b>
 MT		<b>18</b>	<b>73</b>	<b>9</b>
 NL		<b>5</b>	<b>77</b>	<b>18</b>
 AT		<b>6</b>	<b>75</b>	<b>19</b>
 PL		<b>10</b>	<b>83</b>	<b>7</b>
 PT		<b>16</b>	<b>76</b>	<b>8</b>
 RO		<b>15</b>	<b>76</b>	<b>9</b>
 SI		<b>7</b>	<b>83</b>	<b>10</b>
 SK		<b>7</b>	<b>87</b>	<b>6</b>
 FI		<b>7</b>	<b>71</b>	<b>22</b>
 SE		<b>6</b>	<b>76</b>	<b>18</b>
 UK		<b>12</b>	<b>78</b>	<b>10</b>
 HR		<b>7</b>	<b>86</b>	<b>7</b>






























QB15.11 Pourriez-vous me dire si vous êtes d'accord ou pas d'accord avec chacune des affirmations suivantes ?  
La corruption ou l'usage de relations est souvent le moyen le plus facile pour avoir accès à certains services publics en (NOTRE PAYS)

QB15.11 Please tell me whether you agree or disagree with each of the following?

Bribery and the use of connections is often the easiest way to obtain certain public services in (OUR COUNTRY)

QB15.11 Sagen Sie mir bitte für jede der folgenden Aussagen, ob Sie ihr zustimmen oder nicht zustimmen.

Bestechung und das Ausnutzen von Beziehungen sind häufig der einfachste Weg, um in (UNSEREM LAND) bestimmte öffentliche Leistungen zu erhalten

		Tout à fait d'accord	Plutôt d'accord	Plutôt pas d'accord	Pas du tout d'accord
		Totally agree	Tend to agree	Tend to disagree	Totally disagree
		Stimme voll und ganz zu	Stimme eher zu	Stimme eher nicht zu	Stimme überhaupt nicht zu
%		EB 79.1	EB 79.1	EB 79.1	EB 79.1
 EU 27		31	42	13	5
 BE		17	50	24	5
 BG		45	40	2	1
 CZ		42	46	6	1
 DK		11	24	24	35
 DE		25	40	21	5
 EE		31	41	13	4
 IE		32	43	12	3
 EL		41	52	4	1
 ES		49	35	5	2
 FR		25	43	17	5
 IT		43	45	7	1
 CY		64	28	4	1
 LV		37	44	7	2
 LT		51	37	4	1
 LU		28	34	20	10
 HU		25	47	16	4
 MT		24	37	9	6
 NL		19	39	25	12
 AT		19	50	19	7
 PL		36	48	6	1
 PT		29	48	7	2
 RO		44	38	5	2
 SI		58	30	5	2
 SK		39	50	5	0
 FI		10	25	35	22
 SE		11	29	26	27
 UK		19	40	18	9
 HR		53	36	4	1






























QB15.11 Pourriez-vous me dire si vous êtes d'accord ou pas d'accord avec chacune des affirmations suivantes ?  
La corruption ou l'usage de relations est souvent le moyen le plus facile pour avoir accès à certains services publics en (NOTRE PAYS)

QB15.11 Please tell me whether you agree or disagree with each of the following?

Bribery and the use of connections is often the easiest way to obtain certain public services in (OUR COUNTRY)

QB15.11 Sagen Sie mir bitte für jede der folgenden Aussagen, ob Sie ihr zustimmen oder nicht zustimmen.

Bestechung und das Ausnutzen von Beziehungen sind häufig der einfachste Weg, um in (UNSEREM LAND) bestimmte öffentliche Leistungen zu erhalten

		NSP	Total 'D'accord'	Total 'Pas d'accord'
		DK	Total 'Agree'	Total 'Disagree'
		WN	Gesamt 'Stimme zu'	Gesamt 'Stimme nicht zu'
%		EB	EB	EB
		79.1	79.1	79.1
	EU 27	9	73	18
	BE	4	67	29
	BG	12	85	3
	CZ	5	88	7
	DK	6	35	59
	DE	9	65	26
	EE	11	72	17
	IE	10	75	15
	EL	2	93	5
	ES	9	84	7
	FR	10	68	22
	IT	4	88	8
	CY	3	92	5
	LV	10	81	9
	LT	7	88	5
	LU	8	62	30
	HU	8	72	20
	MT	24	61	15
	NL	5	58	37
	AT	5	69	26
	PL	9	84	7
	PT	14	77	9
	RO	11	82	7
	SI	5	88	7
	SK	6	89	5
	FI	8	35	57
	SE	7	40	53
	UK	14	59	27
	HR	6	89	5

QB15.12 Pourriez-vous me dire si vous êtes d'accord ou pas d'accord avec chacune des affirmations suivantes ?






























Il y a suffisamment de transparence et de supervision des financements des partis politiques en (NOTRE PAYS)

QB15.12 Please tell me whether you agree or disagree with each of the following?

There is sufficient transparency and supervision of the financing of political parties in (OUR COUNTRY)

QB15.12 Sagen Sie mir bitte für jede der folgenden Aussagen, ob Sie ihr zustimmen oder nicht zustimmen.

Die Finanzierung politischer Parteien in (UNSEREM LAND) ist ausreichend transparent und wird ausreichend überwacht

		Tout à fait d'accord		Plutôt d'accord		Plutôt pas d'accord		Pas du tout d'accord	
		Totally agree		Tend to agree		Tend to disagree		Totally disagree	
		Stimme voll und ganz zu		Stimme eher zu		Stimme eher nicht zu		Stimme überhaupt nicht zu	
%		EB 79.1	Diff. EB 76.1	EB 79.1	Diff. EB 76.1	EB 79.1	Diff. EB 76.1	EB 79.1	Diff. EB 76.1
	EU 27	5	0	17	0	32	0	35	-1
	BE	4	-1	29	6	40	-2	20	-4
	BG	3	1	6	0	26	-10	44	0
	CZ	3	-1	9	1	34	1	47	-4
	DK	10	2	31	5	27	-10	20	0
	DE	4	-1	19	-1	39	3	27	-2
	EE	3	0	13	2	34	-4	43	4
	IE	9	4	21	8	29	3	29	-10
	EL	2	0	6	1	30	1	56	-6
	ES	3	1	6	-1	16	-13	71	17
	FR	4	-1	15	1	35	2	36	-4
	IT	8	2	14	0	27	-1	48	1
	CY	4	2	5	-4	20	-6	57	6
	LV	3	2	12	-1	37	-2	36	-4
	LT	5	2	12	3	32	2	38	-13
	LU	6	1	17	-7	33	4	24	5
	HU	4	-1	16	3	27	-2	42	-5
	MT	4	1	12	1	31	-5	28	-2
	NL	5	-3	22	-3	38	0	20	3
	AT	4	-3	20	-1	41	9	29	-5
	PL	5	-2	22	1	37	4	22	3
	PT	4	0	10	-6	33	0	37	-1
	RO	7	2	13	2	26	-3	31	-10
	SI	7	5	15	8	27	-2	39	-17
	SK	3	1	16	6	34	-5	39	-4
	FI	5	-1	32	0	40	-1	16	-2
	SE	10	-1	26	-2	33	-1	22	1
	UK	6	1	24	1	33	0	21	-2
	HR	8		19		29		37	

QB15.12 Pourriez-vous me dire si vous êtes d'accord ou pas d'accord avec chacune des affirmations suivantes ?






























Il y a suffisamment de transparence et de supervision des financements des partis politiques en (NOTRE PAYS)

QB15.12 Please tell me whether you agree or disagree with each of the following?

There is sufficient transparency and supervision of the financing of political parties in (OUR COUNTRY)

QB15.12 Sagen Sie mir bitte für jede der folgenden Aussagen, ob Sie ihr zustimmen oder nicht zustimmen.

Die Finanzierung politischer Parteien in (UNSEREM LAND) ist ausreichend transparent und wird ausreichend überwacht

		NSP		Total 'D'accord'		Total 'Pas d'accord'	
		DK		Total 'Agree'		Total 'Disagree'	
		WN		Gesamt 'Stimme zu'		Gesamt 'Stimme nicht zu'	
%		EB	Diff.	EB	Diff.	EB	Diff.
		79.1	EB	79.1	EB	79.1	EB
			76.1		76.1		76.1
	EU 27	<b>11</b>	1	<b>22</b>	0	<b>67</b>	-1
	BE	<b>7</b>	1	<b>33</b>	5	<b>60</b>	-6
	BG	<b>21</b>	9	<b>9</b>	1	<b>70</b>	-10
	CZ	<b>7</b>	3	<b>12</b>	0	<b>81</b>	-3
	DK	<b>12</b>	3	<b>41</b>	7	<b>47</b>	-10
	DE	<b>11</b>	1	<b>23</b>	-2	<b>66</b>	1
	EE	<b>7</b>	-2	<b>16</b>	2	<b>77</b>	0
	IE	<b>12</b>	-5	<b>30</b>	12	<b>58</b>	-7
	EL	<b>6</b>	4	<b>8</b>	1	<b>86</b>	-5
	ES	<b>4</b>	-4	<b>9</b>	0	<b>87</b>	4
	FR	<b>10</b>	2	<b>19</b>	0	<b>71</b>	-2
	IT	<b>3</b>	-2	<b>22</b>	2	<b>75</b>	0
	CY	<b>14</b>	2	<b>9</b>	-2	<b>77</b>	0
	LV	<b>12</b>	5	<b>15</b>	1	<b>73</b>	-6
	LT	<b>13</b>	6	<b>17</b>	5	<b>70</b>	-11
	LU	<b>20</b>	-3	<b>23</b>	-6	<b>57</b>	9
	HU	<b>11</b>	5	<b>20</b>	2	<b>69</b>	-7
	MT	<b>25</b>	5	<b>16</b>	2	<b>59</b>	-7
	NL	<b>15</b>	3	<b>27</b>	-6	<b>58</b>	3
	AT	<b>6</b>	0	<b>24</b>	-4	<b>70</b>	4
	PL	<b>14</b>	-6	<b>27</b>	-1	<b>59</b>	7
	PT	<b>16</b>	7	<b>14</b>	-6	<b>70</b>	-1
	RO	<b>23</b>	9	<b>20</b>	4	<b>57</b>	-13
	SI	<b>12</b>	6	<b>22</b>	13	<b>66</b>	-19
	SK	<b>8</b>	2	<b>19</b>	7	<b>73</b>	-9
	FI	<b>7</b>	4	<b>37</b>	-1	<b>56</b>	-3
	SE	<b>9</b>	3	<b>36</b>	-3	<b>55</b>	0
	UK	<b>16</b>	0	<b>30</b>	2	<b>54</b>	-2
	HR	<b>7</b>		<b>27</b>		<b>66</b>	

QB15.13 Pourriez-vous me dire si vous êtes d'accord ou pas d'accord avec chacune des affirmations suivantes ?






























En (NOTRE PAYS), la seule façon de réussir dans les affaires est d'avoir des relations dans le monde politique

QB15.13 Please tell me whether you agree or disagree with each of the following?

In (OUR COUNTRY) the only way to succeed in business is to have political connections

QB15.13 Sagen Sie mir bitte für jede der folgenden Aussagen, ob Sie ihr zustimmen oder nicht zustimmen.

In (UNSEREM LAND) ist geschäftlicher Erfolg nur mit Beziehungen zur Politik möglich

		Tout à fait d'accord	Plutôt d'accord	Plutôt pas d'accord	Pas du tout d'accord
		Totally agree	Tend to agree	Tend to disagree	Totally disagree
		Stimme voll und ganz zu	Stimme eher zu	Stimme eher nicht zu	Stimme überhaupt nicht zu
%		EB 79.1	EB 79.1	EB 79.1	EB 79.1
 EU 27		20	36	25	11
 BE		17	43	28	9
 BG		36	37	6	3
 CZ		21	45	21	4
 DK		2	13	26	54
 DE		10	29	37	15
 EE		21	39	22	9
 IE		20	40	21	10
 EL		28	46	19	3
 ES		30	37	16	9
 FR		21	41	25	7
 IT		31	44	15	5
 CY		53	30	10	3
 LV		20	35	27	6
 LT		34	39	13	5
 LU		20	34	32	9
 HU		27	47	15	5
 MT		15	25	25	16
 NL		4	18	41	32
 AT		10	43	31	10
 PL		21	41	19	4
 PT		16	44	14	4
 RO		31	39	12	4
 SI		39	33	19	5
 SK		23	49	17	2
 FI		4	24	40	23
 SE		4	18	27	46
 UK		10	28	34	19
 HR		43	38	11	2

QB15.13 Pourriez-vous me dire si vous êtes d'accord ou pas d'accord avec chacune des affirmations suivantes ?






























En (NOTRE PAYS), la seule façon de réussir dans les affaires est d'avoir des relations dans le monde politique

QB15.13 Please tell me whether you agree or disagree with each of the following?

In (OUR COUNTRY) the only way to succeed in business is to have political connections

QB15.13 Sagen Sie mir bitte für jede der folgenden Aussagen, ob Sie ihr zustimmen oder nicht zustimmen.

In (UNSEREM LAND) ist geschäftlicher Erfolg nur mit Beziehungen zur Politik möglich

		NSP	Total 'D'accord'	Total 'Pas d'accord'
		DK	Total 'Agree'	Total 'Disagree'
		WN	Gesamt 'Stimme zu'	Gesamt 'Stimme nicht zu'
%		EB	EB	EB
		79.1	79.1	79.1
	EU 27	<b>8</b>	<b>56</b>	<b>36</b>
	BE	<b>3</b>	<b>60</b>	<b>37</b>
	BG	<b>18</b>	<b>73</b>	<b>9</b>
	CZ	<b>9</b>	<b>66</b>	<b>25</b>
	DK	<b>5</b>	<b>15</b>	<b>80</b>
	DE	<b>9</b>	<b>39</b>	<b>52</b>
	EE	<b>9</b>	<b>60</b>	<b>31</b>
	IE	<b>9</b>	<b>60</b>	<b>31</b>
	EL	<b>4</b>	<b>74</b>	<b>22</b>
	ES	<b>8</b>	<b>67</b>	<b>25</b>
	FR	<b>6</b>	<b>62</b>	<b>32</b>
	IT	<b>5</b>	<b>75</b>	<b>20</b>
	CY	<b>4</b>	<b>83</b>	<b>13</b>
	LV	<b>12</b>	<b>55</b>	<b>33</b>
	LT	<b>9</b>	<b>73</b>	<b>18</b>
	LU	<b>5</b>	<b>54</b>	<b>41</b>
	HU	<b>6</b>	<b>74</b>	<b>20</b>
	MT	<b>19</b>	<b>40</b>	<b>41</b>
	NL	<b>5</b>	<b>22</b>	<b>73</b>
	AT	<b>6</b>	<b>53</b>	<b>41</b>
	PL	<b>15</b>	<b>62</b>	<b>23</b>
	PT	<b>22</b>	<b>60</b>	<b>18</b>
	RO	<b>14</b>	<b>70</b>	<b>16</b>
	SI	<b>4</b>	<b>72</b>	<b>24</b>
	SK	<b>9</b>	<b>72</b>	<b>19</b>
	FI	<b>9</b>	<b>28</b>	<b>63</b>
	SE	<b>5</b>	<b>22</b>	<b>73</b>
	UK	<b>9</b>	<b>38</b>	<b>53</b>
	HR	<b>6</b>	<b>81</b>	<b>13</b>

QB15.14 Pourriez-vous me dire si vous êtes d'accord ou pas d'accord avec chacune des affirmations suivantes ?






























En (NOTRE PAYS), le favoritisme et la corruption entravent la concurrence dans les affaires

QB15.14 Please tell me whether you agree or disagree with each of the following?

In (OUR COUNTRY), favouritism and corruption hamper business competition

QB15.14 Sagen Sie mir bitte für jede der folgenden Aussagen, ob Sie ihr zustimmen oder nicht zustimmen.

In (UNSEREM LAND) behindern Günstlingswirtschaft und Korruption den Wettbewerb

		Tout à fait d'accord	Plutôt d'accord	Plutôt pas d'accord	Pas du tout d'accord
		Totally agree	Tend to agree	Tend to disagree	Totally disagree
		Stimme voll und ganz zu	Stimme eher zu	Stimme eher nicht zu	Stimme überhaupt nicht zu
%		EB 79.1	EB 79.1	EB 79.1	EB 79.1
 EU 27		<b>26</b>	<b>43</b>	<b>15</b>	<b>5</b>
 BE		<b>15</b>	<b>46</b>	<b>28</b>	<b>5</b>
 BG		<b>35</b>	<b>38</b>	<b>3</b>	<b>2</b>
 CZ		<b>33</b>	<b>49</b>	<b>9</b>	<b>1</b>
 DK		<b>5</b>	<b>14</b>	<b>25</b>	<b>47</b>
 DE		<b>12</b>	<b>37</b>	<b>30</b>	<b>8</b>
 EE		<b>22</b>	<b>46</b>	<b>14</b>	<b>5</b>
 IE		<b>26</b>	<b>46</b>	<b>14</b>	<b>4</b>
 EL		<b>32</b>	<b>48</b>	<b>10</b>	<b>2</b>
 ES		<b>45</b>	<b>38</b>	<b>5</b>	<b>2</b>
 FR		<b>24</b>	<b>51</b>	<b>13</b>	<b>2</b>
 IT		<b>40</b>	<b>48</b>	<b>6</b>	<b>2</b>
 CY		<b>35</b>	<b>44</b>	<b>9</b>	<b>2</b>
 LV		<b>27</b>	<b>42</b>	<b>10</b>	<b>2</b>
 LT		<b>30</b>	<b>43</b>	<b>6</b>	<b>2</b>
 LU		<b>15</b>	<b>43</b>	<b>21</b>	<b>8</b>
 HU		<b>32</b>	<b>44</b>	<b>13</b>	<b>2</b>
 MT		<b>28</b>	<b>33</b>	<b>10</b>	<b>4</b>
 NL		<b>5</b>	<b>29</b>	<b>39</b>	<b>16</b>
 AT		<b>21</b>	<b>47</b>	<b>22</b>	<b>5</b>
 PL		<b>31</b>	<b>51</b>	<b>7</b>	<b>0</b>
 PT		<b>26</b>	<b>49</b>	<b>5</b>	<b>1</b>
 RO		<b>31</b>	<b>38</b>	<b>8</b>	<b>2</b>
 SI		<b>49</b>	<b>37</b>	<b>7</b>	<b>1</b>
 SK		<b>27</b>	<b>53</b>	<b>10</b>	<b>1</b>
 FI		<b>12</b>	<b>36</b>	<b>31</b>	<b>12</b>
 SE		<b>15</b>	<b>39</b>	<b>24</b>	<b>13</b>
 UK		<b>17</b>	<b>44</b>	<b>18</b>	<b>6</b>
 HR		<b>42</b>	<b>42</b>	<b>6</b>	<b>1</b>



QB15.14 Pourriez-vous me dire si vous êtes d'accord ou pas d'accord avec chacune des affirmations suivantes ?






























En (NOTRE PAYS), le favoritisme et la corruption entravent la concurrence dans les affaires

QB15.14 Please tell me whether you agree or disagree with each of the following?

In (OUR COUNTRY), favouritism and corruption hamper business competition

QB15.14 Sagen Sie mir bitte für jede der folgenden Aussagen, ob Sie ihr zustimmen oder nicht zustimmen.

In (UNSEREM LAND) behindern Günstlingswirtschaft und Korruption den Wettbewerb

		NSP	Total 'D'accord'	Total 'Pas d'accord'
		DK	Total 'Agree'	Total 'Disagree'
		WN	Gesamt 'Stimme zu'	Gesamt 'Stimme nicht zu'
		EB	EB	EB
		79.1	79.1	79.1
	EU 27	11	69	20
	BE	6	61	33
	BG	22	73	5
	CZ	8	82	10
	DK	9	19	72
	DE	13	49	38
	EE	13	68	19
	IE	10	72	18
	EL	8	80	12
	ES	10	83	7
	FR	10	75	15
	IT	4	88	8
	CY	10	79	11
	LV	19	69	12
	LT	19	73	8
	LU	13	58	29
	HU	9	76	15
	MT	25	61	14
	NL	11	34	55
	AT	5	68	27
	PL	11	82	7
	PT	19	75	6
	RO	21	69	10
	SI	6	86	8
	SK	9	80	11
	FI	9	48	43
	SE	9	54	37
	UK	15	61	24
	HR	9	84	7

QB15.15 Pourriez-vous me dire si vous êtes d'accord ou pas d'accord avec chacune des affirmations suivantes ?






























En (NOTRE PAYS), les mesures contre la corruption sont appliquées de manière impartiale et sans arrière-pensées

QB15.15 Please tell me whether you agree or disagree with each of the following?

In (OUR COUNTRY), measures against corruption are applied impartially and without ulterior motives

QB15.15 Sagen Sie mir bitte für jede der folgenden Aussagen, ob Sie ihr zustimmen oder nicht zustimmen.

In (UNSEREM LAND) werden Maßnahmen gegen Korruption unparteiisch und vorbehaltlos angewendet

		Tout à fait d'accord	Plutôt d'accord	Plutôt pas d'accord	Pas du tout d'accord
		Totally agree	Tend to agree	Tend to disagree	Totally disagree
		Stimme voll und ganz zu	Stimme eher zu	Stimme eher nicht zu	Stimme überhaupt nicht zu
%		EB 79.1	EB 79.1	EB 79.1	EB 79.1
	EU 27	8	25	31	20
	BE	7	35	39	10
	BG	3	9	29	39
	CZ	4	20	40	25
	DK	26	29	19	8
	DE	5	27	39	12
	EE	5	29	29	11
	IE	7	27	28	16
	EL	3	8	38	48
	ES	10	17	21	42
	FR	4	21	40	17
	IT	12	23	26	32
	CY	4	10	34	43
	LV	2	18	37	22
	LT	7	19	32	24
	LU	8	27	30	11
	HU	6	25	31	24
	MT	10	20	22	8
	NL	9	38	30	7
	AT	5	30	38	17
	PL	8	33	27	6
	PT	5	14	31	27
	RO	14	21	23	19
	SI	10	22	25	27
	SK	3	23	37	20
	FI	8	35	33	9
	SE	18	33	22	8
	UK	7	31	29	8
	HR	10	21	32	26

QB15.15 Pourriez-vous me dire si vous êtes d'accord ou pas d'accord avec chacune des affirmations suivantes ?






























En (NOTRE PAYS), les mesures contre la corruption sont appliquées de manière impartiale et sans arrière-pensées

QB15.15 Please tell me whether you agree or disagree with each of the following?

In (OUR COUNTRY), measures against corruption are applied impartially and without ulterior motives

QB15.15 Sagen Sie mir bitte für jede der folgenden Aussagen, ob Sie ihr zustimmen oder nicht zustimmen.

In (UNSEREM LAND) werden Maßnahmen gegen Korruption unparteiisch und vorbehaltlos angewendet

		NSP	Total 'D'accord'	Total 'Pas d'accord'
		DK	Total 'Agree'	Total 'Disagree'
		WN	Gesamt 'Stimme zu'	Gesamt 'Stimme nicht zu'
%		EB 79.1	EB 79.1	EB 79.1
	EU 27	16	33	51
	BE	9	42	49
	BG	20	12	68
	CZ	11	24	65
	DK	18	55	27
	DE	17	32	51
	EE	26	34	40
	IE	22	34	44
	EL	3	11	86
	ES	10	27	63
	FR	18	25	57
	IT	7	35	58
	CY	9	14	77
	LV	21	20	59
	LT	18	26	56
	LU	24	35	41
	HU	14	31	55
	MT	40	30	30
	NL	16	47	37
	AT	10	35	55
	PL	26	41	33
	PT	23	19	58
	RO	23	35	42
	SI	16	32	52
	SK	17	26	57
	FI	15	43	42
	SE	19	51	30
	UK	25	38	37
	HR	11	31	58